

DAFTAR PUSTAKA

- Afnimar. 2009. *Seismologi*. Institut Teknologi Bandung. Bandung
- Cronin, Vince. 2010. *A Draft Primer on Focal Mechanism Solutions for Geologists*. Baylor University. UK.
- Fathul, Alamsyah Mubarak. 2017. Skripsi. *Estimasi Momen Tensor dan Pola Bidang Sesar Amerika Serikat pada Tahun 2016-2017 dengan Inversi Waveform Tiga Komponen dengan Program ISOLA*. Institut Teknologi Sepuluh November. Surabaya.
- Fowler, C.M.R. 2005. *The Solid Earth An Introduction To Global Geophysics Second Edition*. Cambridge University Press. United Kingdom
- Gok, Rengin. 2008. *Earthquake Focal Mechanism And Waveform Modeling*. Lawrence Livermore National Laboratory USA. RELEMR Worskhop Istanbul.
- Hamilton, W., 1979. *Tectonics of the Indonesian Region*; Geol. Surv. Prof. Paper No. 1078; U.S. Gouvern. Print. Off., 345 p.
- Mangga, Andi. 1994. *Peta Geologi Lembar Lombok Nusa Tenggara Barat*, Laporan terbuka Puslitbang Geologi. Bandung.
- Santoso, Djoko. 2002. *Pengantar Teknik Geofisika*. Penerbit ITB. Bandung.



Satyana, A.H. & Purwaningsih, M.E.M., 2012, *New Look on the Origin of Sumba Terrane: Multidisciplinary Approaches*, Berita Sedimentologi, No. 25, November 2012, Forum Sedimentologiwan Indonesia (FOSI).

Setyowidodo, Irwan & Santosa, Bagas Jaya. 2011. *Analisis Seismogram Tiga Komponen terhadap Moment Tensor Gempa Bumi di Manokwari Papua 03 Januari 2009*. Jurnal Neutrino Vol.3,2,114-117.

Shearer, P.M.2009. *Introduction to Seismology Second Edition*. Cambridge University Press. New York.

Sudrajat, Adjat. 1975. *Peta Geologi Tinjau Lembar Sumbawa Nusa Tenggara Barat*, Laporan terbuka Puslitbang Geologi.Bandung.

Sunarjo., Gunawan, M. Taufik., Pribadi, Sugeng .2012. *Gempabumi Indonesia Edisi Populer*. Badan Meteorologi Klimatologi dan Geofisika. Jakarta



LAMPIRAN

- **HASIL RUNNING INVERSI WAVEFORM**
- **HASIL FITTING KURVA OBSERVASI VS SINTETIK**
- **NILAI VARIAN REDUKSI**
- **PLOT SELECT STATION**
- **PLOT SOURCE**
- **PLOT MOMENT TENSOR**
- **PETA TITIK HIPOSENTER GEMPABUMI LOMBOK**



Lampiran 1 Hasil Running Inversi Waveform

1.) Event 1 (28 Juli 2018 - 22:47:38)

```
C:\WINDOWS\SYSTEM32\cmd.exe
E:\Data Lombok\powerstation\invert>Rem Running Inversion
E:\Data Lombok\powerstation\invert>isola12c.exe
number of stations (max 21), nr= 3
stations used in the inversion:
SRB
DAP
SRB
do you want interaction during search ?
please answer y or n (lowercase !):
y
searching subevent # 1
During pause you may check file CORRxx.DAT
Pause - Please enter a blank line (to continue) or a DOS command.

trial source positions and shifts for subevent # 1
(position #, shift (multiples of dt), correl., DCX)
(strike1, dip1, rake 1 and strike2, dip2, rake2)
1 -50 .5685 7.05 297 43 127 71 56 60
2 -95 .0911 77.64 288 28 -63 78 64 -103
3 -95 .0933 92.69 279 34 -79 86 56 -97
4 95 .0927 38.16 1 45 -85 175 44 -94
5 -95 .0928 25.64 317 46 -16 58 78 -135
6 -95 .0978 24.48 317 56 -10 53 81 -146
7 -95 .1088 25.88 50 84 -153 318 63 -6
8 -95 .1088 25.88 49 84 -158 317 68 -5
9 -95 .1142 22.99 50 83 -158 317 68 -7
10 -95 .1192 23.57 49 84 -161 317 71 -6
automatic search suggests trial source # 1
do you agree with this automatic search ?
please answer y or n (lowercase !):
y
results for subevent # 1
trial source position # 1
time shift (multiple of dt) -50
strike,dip,rake 297 43 127
strike,dip,rake 71 56 60
```

2.) Event 2 (05 Agustus 2018 - 11:46:34)

```
C:\WINDOWS\SYSTEM32\cmd.exe
E:\Data Lombok\powerstation\invert>isola12c.exe
number of stations (max 21), nr= 3
stations used in the inversion:
TWS
SRB
PLA
do you want interaction during search ?
please answer y or n (lowercase !):
y
searching subevent # 1
During pause you may check file CORRxx.DAT
Pause - Please enter a blank line (to continue) or a DOS command.

Trial source positions and shifts for subevent # 1
(position #, shift (multiples of dt), correl., DCX)
(strike1, dip1, rake 1 and strike2, dip2, rake2)
1 -90 .3222 84.07 321 80 -27 56 62 -169
2 100 .0589 89.61 276 72 -103 134 21 -54
3 100 .0615 88.82 286 62 -98 123 28 -74
4 100 .0629 98.79 290 62 -94 119 27 -81
5 100 .0614 95.95 290 61 -94 120 28 -81
6 100 .0591 87.39 288 62 -98 125 28 -75
7 100 .0569 62.68 284 64 -103 133 28 -64
8 100 .0573 38.49 275 68 -114 146 32 -43
9 100 .0598 34.14 269 72 -122 153 36 -30
10 100 .0620 33.53 160 48 -12 259 80 -137
```



3.) Event 3 (06 Agustus 2018 - 15:50:53)

```

C:\WINDOWS\SYSTEM32\cmd.exe
E:\Data Lombok\powerstation\invert>isolal2c.exe
number of stations (max 21), nr= 5
stations used in the inversion:
SRB
DNP
TWS
BYJ
DBN

do you want interaction during search ?
please answer y or n (lowercase !):
y

searching subevent # 1

During pause you may check file CORRxx.DAT
Pause - Please enter a blank line (to continue) or a DOS command.

Trial source positions and shifts for subevent # 1
(position #, shift (multiples of dt), correl., DC%)
(strike1, dip1, rake 1 and strike2, dip2, rake2)
 1 -20 .2649 15.60 332 81 -165 240 75 -9
 2 -60 .1024 17.19 98 45 86 283 44 93
 3 -65 .1004 29.57 56 88 1 326 88 178
 4 -80 .1092 77.67 55 85 -4 146 85 -175
 5 -85 .1115 86.03 145 85 -176 55 86 -4
 6 -90 .1112 59.34 55 87 -2 145 87 -177
 7 -95 .1135 46.53 145 86 -177 55 87 -3
 8 -95 .1186 42.38 55 88 -2 145 87 -178
    
```

4.) Event 4 (06 Agustus 2018 - 18:21:18)

```

C:\WINDOWS\SYSTEM32\cmd.exe
E:\Data Lombok\powerstation\invert>isolal2c.exe
number of stations (max 21), nr= 3
stations used in the inversion:
TWS
SRB
DBN

do you want interaction during search ?
please answer y or n (lowercase !):

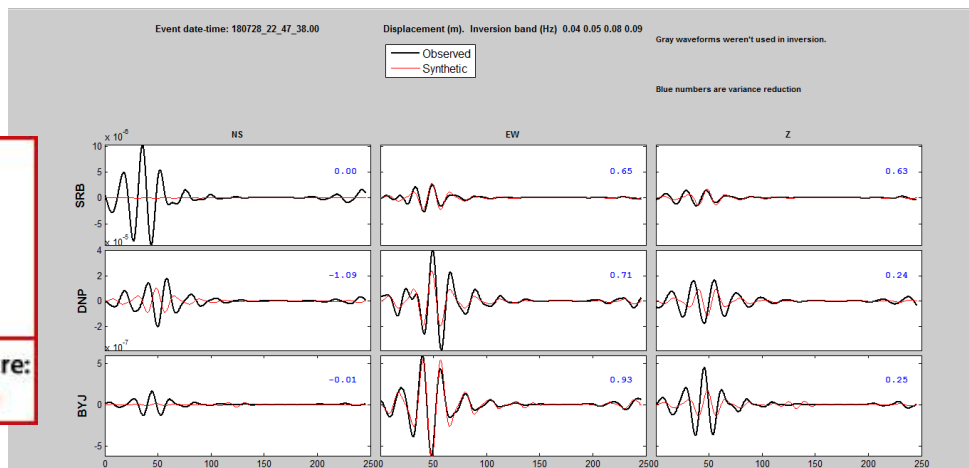
searching subevent # 1

During pause you may check file CORRxx.DAT
Pause - Please enter a blank line (to continue) or a DOS command.

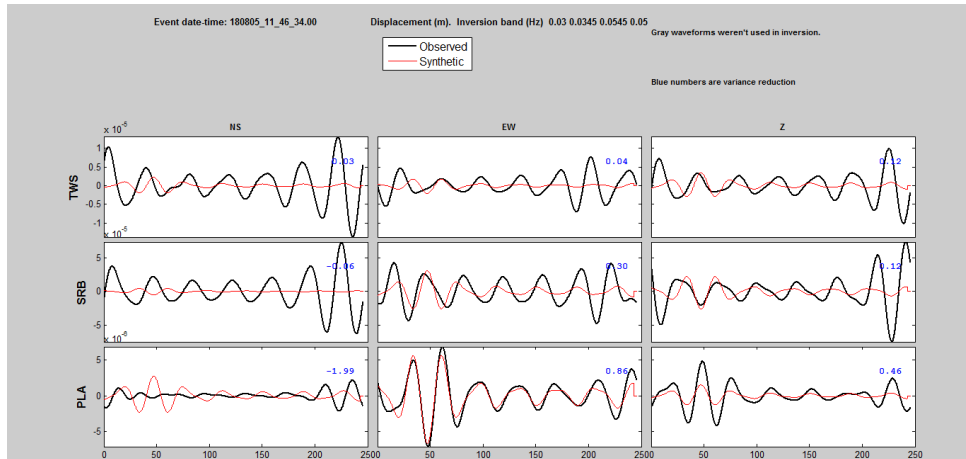
Trial source positions and shifts for subevent # 1
(position #, shift (multiples of dt), correl., DC%)
(strike1, dip1, rake 1 and strike2, dip2, rake2)
 1 -25 .8836 32.16 264 68 -149 162 62 -24
 2 -25 .0098 18.93 215 79 106 336 19 32
 3 -15 .0887 66.13 202 54 90 21 35 89
 4 -15 .0982 86.68 199 52 90 18 37 89
 5 -40 .0908 18.19 335 58 18 235 74 147
 6 -50 .0899 75.17 63 88 -163 333 73 -1
 7 -60 .0915 86.09 64 86 -163 333 73 -3
 8 -60 .0955 75.85 65 85 -164 334 74 -4
 9 -60 .0993 67.63 66 83 -162 334 72 -6
10 -65 .1047 60.20 66 84 -163 335 73 -5
    
```

Lampiran 2 Hasil Fitting Kurva Observasi vs Sintetik

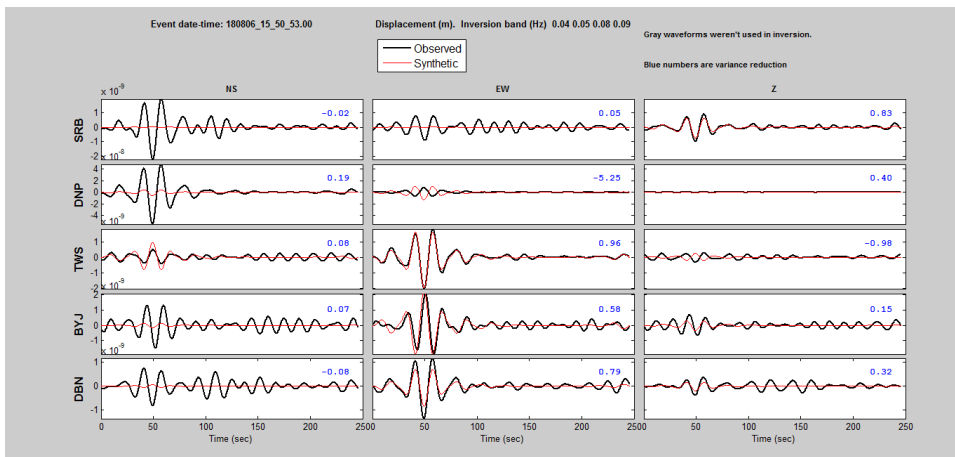
1.) Event 1 (28 Juli 2018 - 22:47:38)



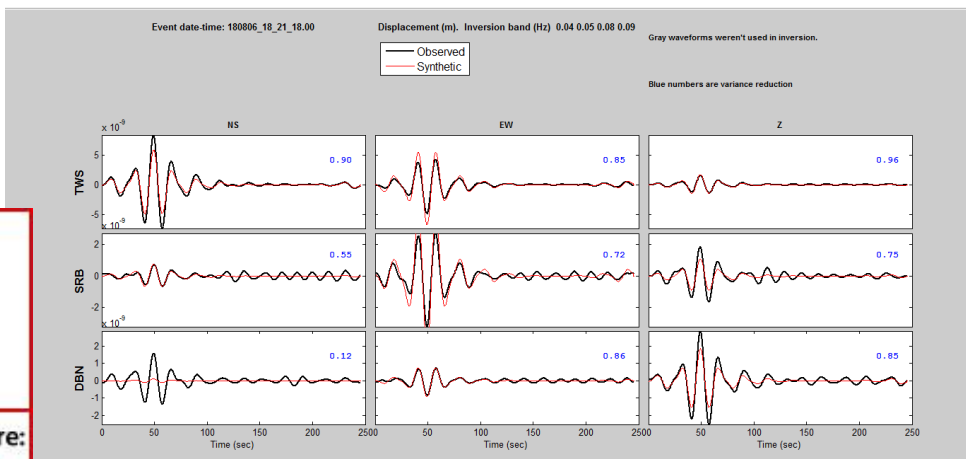
2.) Event 2 (05 Agustus 2018 - 11:46:34)



3.) Event 3 (06 Agustus 2018 - 15:50:53)



4.) Event 4 (06 Agustus 2018 - 18:21:18)



Lampiran 3 Nilai Varian Reduksi

1.) Event 1 (28 Juli 2018 - 22:47:38)

Stasiun	NS	EW	Z
SRB	0	0.65	0.63
DNP	-1.09	0.71	0.24
BYJ	-0.01	0.93	0.25

2.) Event 2 (05 Agustus 2018 - 11:46:34)

Stasiun	NS	EW	Z
TWS	0.03	0.04	0.12
SRB	-0.06	0.30	0.12
PLA	-1.99	0.86	0.46

3.) Event 3 (06 Agustus 2018 - 15:50:53)

Stasiun	NS	EW	Z
SRB	-0.02	0.05	0.83
DNP	0.19	-5.25	0.40
TWS	0.08	0.96	-0.98
BYJ	0.07	0.58	0.15
DBN	-0.08	0.79	0.32

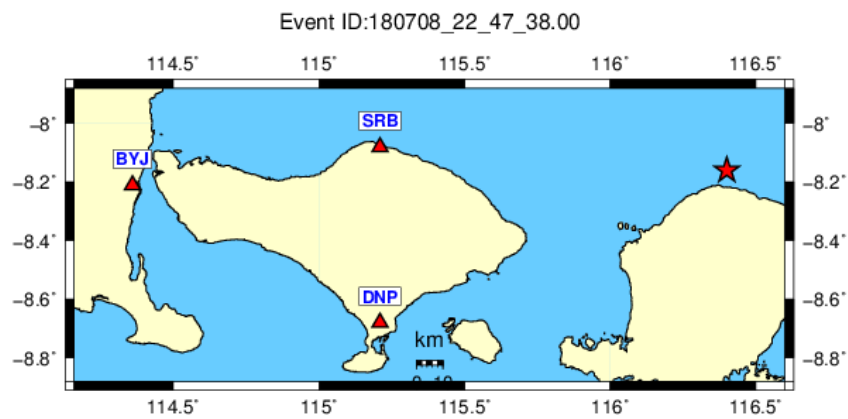


4.) Event 4 (06 Agustus 2018 - 18:21:18)

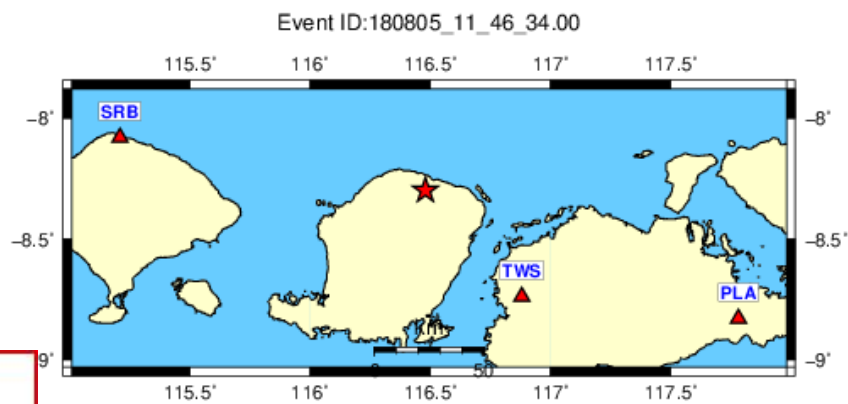
Stasiun	NS	EW	Z
TWS	0.90	0.85	0.96
SRB	0.55	0.72	0.75
DBN	0.12	0.86	0.85

Lampiran 4 Plot Select Station

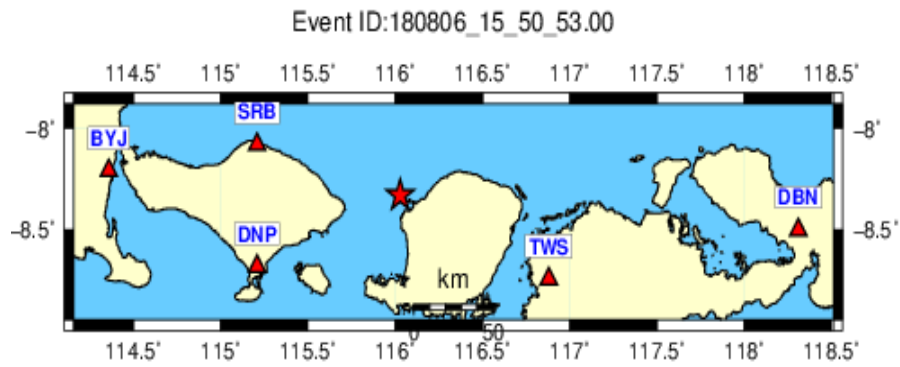
1.) Event 1 (28 Juli 2018 - 22:47:38)



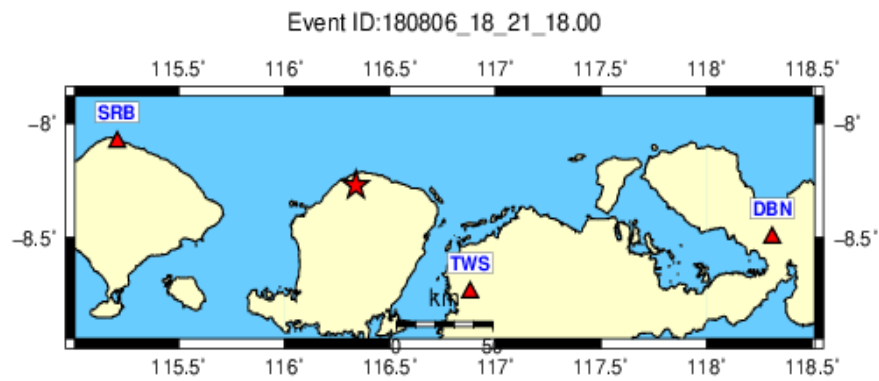
2.) Event 2 (05 Agustus 2018 - 11:46:34)



3.) Event 3 (06 Agustus 2018 - 15:50:53)

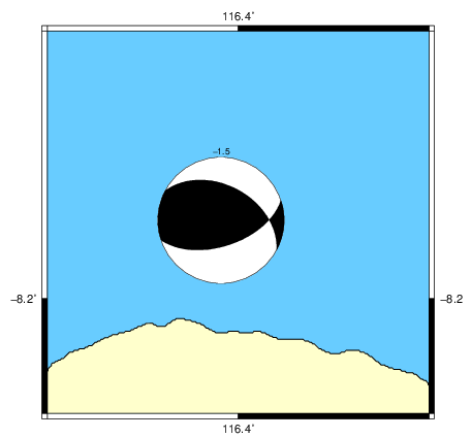


4.) Event 4 (06 Agustus 2018 - 18:21:18)

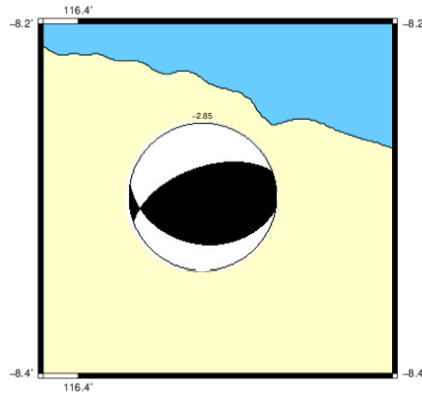


Lampiran 5 Plot Source

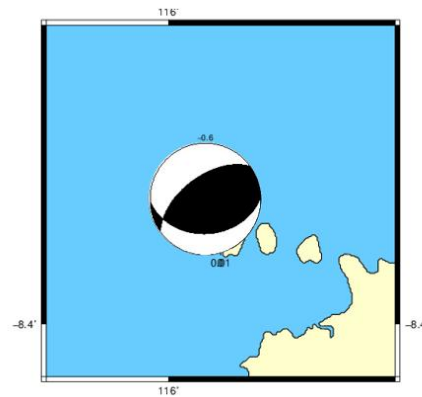
1.) Event 1 (28 Juli 2018 - 22:47:38)



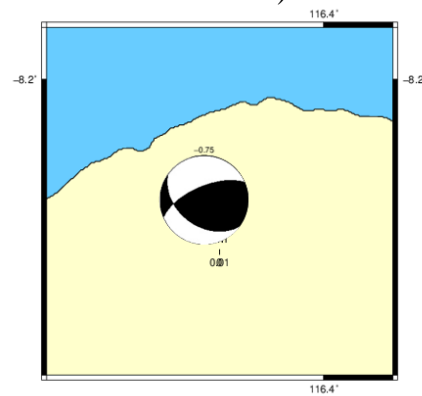
2.) Event 2 (05 Agustus 2018 - 11:46:34)



3.) Event 3 (06 Agustus 2018 - 15:50:53)

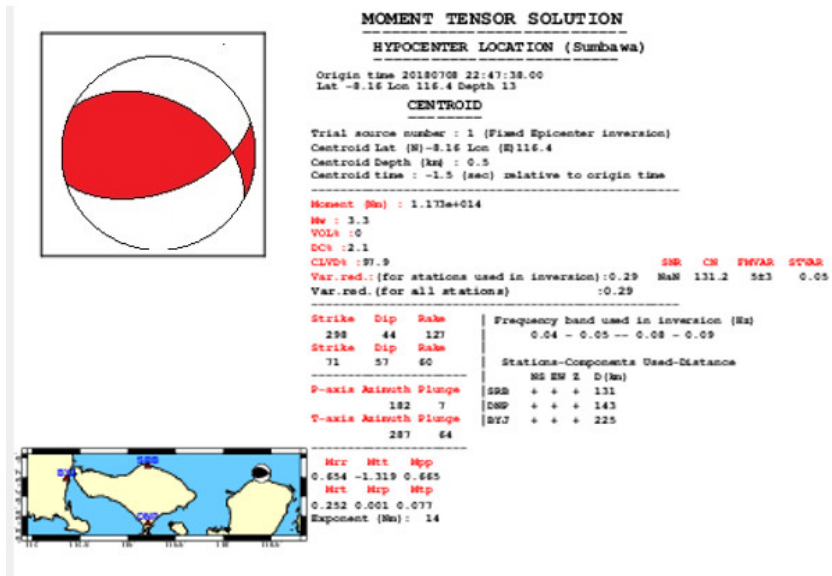


4.) Event 4 (06 Agustus 2018 - 18:21:18)

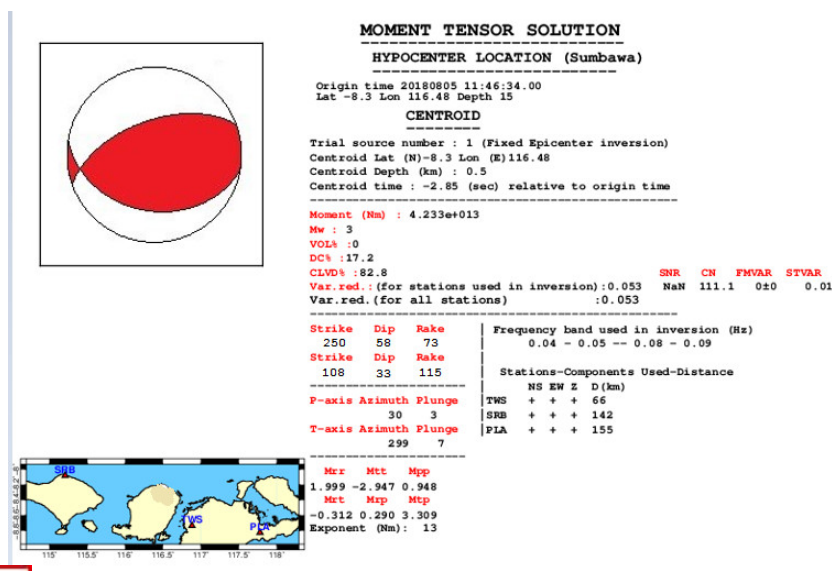


Lampiran 6 Plot Momen Tensor

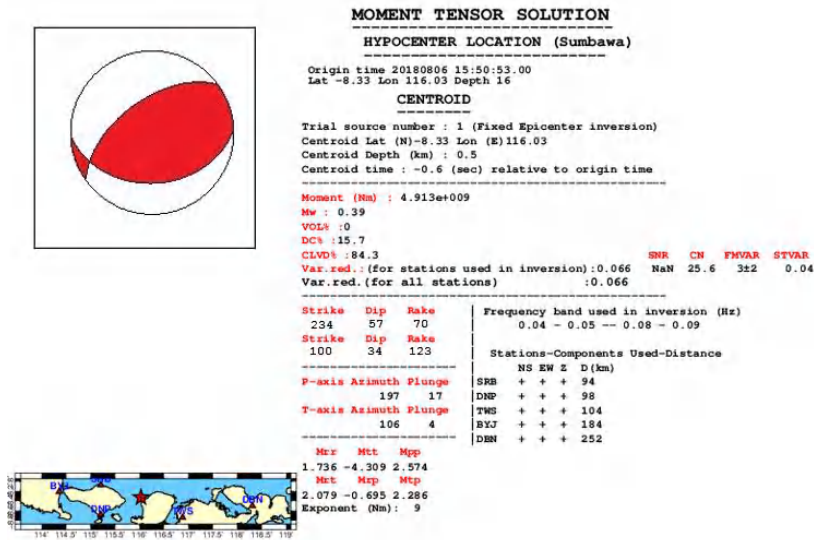
1.) Event 1 (28 Juli 2018 - 22:47:38)



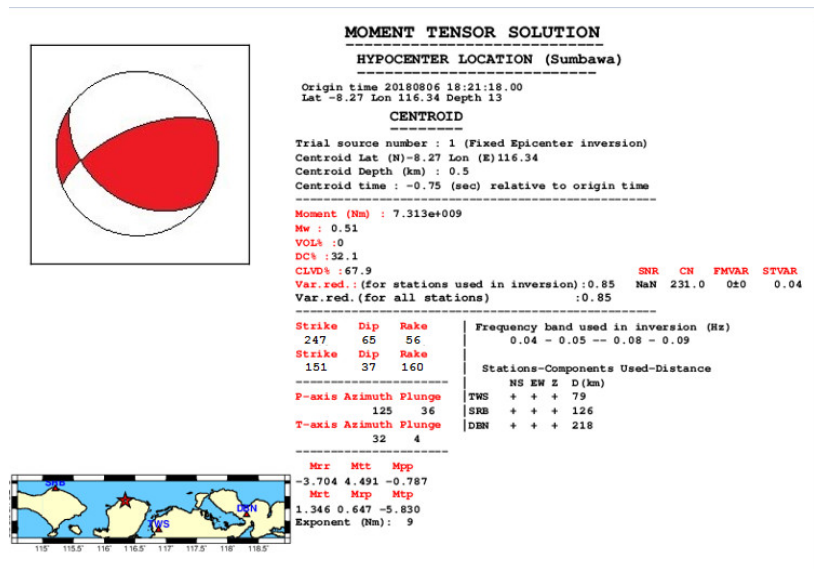
2.) Event 2 (05 Agustus 2018 - 11:46:34)



3.) Event 3 (06 Agustus 2018 - 15:50:53)



4.) Event 4 (06 Agustus 2018 - 18:21:18)



Lampiran 7 Peta Titik Hiposenter Gempabumi Lombok

