

DAFTAR PUSTAKA

- Acar, U., O.S. Kesbic, S. Yilmaz, N. Gultepe, and A. Turker. Evaluation of the Effects of Essential Oil Extracted From Sweet Orange Peel (*Citrus sinensis*) on Growth Rate of Tilapia (*Oreochromis mossambicus*) and Possible Disease Resistance Against *Streptococcus iniae*. *Aquaculture* 437: 282- 286.
- Adianto, M. 2013. Perbedaan Morfologi Sel Darah pada Pengecatan Giemsa yang Diencerkan Menggunakan Aquades dan Buffer pH 6,8. Universitas Muhammadiyah Semarang.
- Agustina S.S, Tasruddin, and N. Layoo. 2018. The Use of Concentration of *Piper betle* Leaf Extracts In Commercial Feed to Parasites Intensity of *Trichodina* Sp. That Attacked Tilapia (*Oreochromis niloticus*). *Journal Of Physics*. 1-6.
- Alishahi, M., and E. Abdy. 2013. Effects of different levels of *Aloe vera* L. extract on Growth Performance, Hemato-immunological Indices of *Cyprinus carpio* L. *Iranian Journal of Veterinary Science and Technology*. Vol. 5. NO. 2. Hal. 33- 44.
- Alishahi, M., Z. T. Dezfuly, M. Mesbah, T. Mohammadian. 2017. Effects of *Aloe vera* Crude Extract on Growth Performance and Some Hemato-Immunological Indices of *Oncorhynchus mykiss* Farm Scale. *Iranian Journal Of Veterinary Medicine*. Vol (11). No. 4. Hal 383-393.
- Amlacher E. 1970. Textbook of Fish disease. Conroy D. A., R. L. Herman (eds.) TFH Publ. Neptune. New York.
- Amri K, Khairuman. 2013. Budidaya Ikan Nila. Jakarta. Agro Media Pustaka.
- Amrullah. 2004. Penggunaan Imunostimulan *Spirulina platensis* untuk Meningkatkan Ketahanan Tubuh Ikan Koi (*Cyprinus carpio*) Terhadap Virus Herpes. Institut Pertanian Bogor. Bogor.
- Anderson DP, Siwicki AK. 1993. Basic Hematology and Serology for Fish Health Programs. [*Symposium On Diseases In Asian Aquaculture "Aquatic Animal Health And The Environment"*]. Phuket, Thailand 17: 25–29.
- Anderson, J. W., C. Fornell and R. T. Rust, 1997, Consumer Satisfaction, Productivity, and Profitability: Difference Between Goods and Services, *Marketing Science*, Vol. 14, No. 2:10-19.
- Aniputri, F.D., J. Hutabarat dan Subandiyono. 2014. Pengaruh Ekstrak Bawang Putih (*Allium sativum*) Terhadap Tingkat Pencegahan Infeksi Bakteri *Aeromonas hydrophila* Dan Kelulushidupan Ikan Nila (*Oreochromis niloticus*). *Journal of Aquaculture Management and Technology* 3 (2): 1-10.
- Aryosetyo, L. 2009. Hubungan Antara Jumlah Leukosit dengan Morfologi Spermatozoa pada Pasien Infertilitas di Rumah Sakit Dokter Kariadi. Fakultas Kedokteran. Universitas Diponegoro. Semarang.
- Barassa, B., N. S. Cordeiro, and S. Arana. 2003. A new Species of *Henneguya*, a

Gill Parasite of *Astyanax altiparanae* (Pisces: Characidae) from Brazil, with Comments on Histopathology and Seasonality. Mem Inst Oswaldo Cruz. Vol. 98(6): 761-765.

Baratawidjaja, K.G. & I. Rengganis. 2010. Imunologi Dasar, Edisi IX. Balai Penerbit Fakultas Kedokteran Universitas Indonesia. Jakarta.

Baratawidjaja, K. G., dan I. Rengganis. 2018. Imunologi Dasar, Edisi ke-12. Balai Penerbit Fakultas Kedokteran Universitas Indonesia. Jakarta.

Bellanti, J. 1993. Immunology III. Indonesian Edition : Imunologi III. Gadjah Mada University Press. Yogyakarta. Indonesia.

Blaxhall PC, Daisley KW. 1973. Routine Haematological Methods for Use with Fish Blood. Journal Fish Biology 5: 577–581.

Brasil, E.M., A.B. Figueredo, L. Cardos, M.Q.C. Santos, E.A. Bertaglia, W.E. Furtado, J.S. Viana, I.B. Carmo, F.C.M. Chaves. J.L.P. Mourino, and M.L. Martins. 2019. *In Vitro* and *In Vivo* Antiparasitic Action of Essential Oils of *Lippia* spp. in Koi Carp (*Cyprinus carpio*) Fed Supplemented Diets. Brazilian Journal of Veterinary Pathology. Vol 12(3). 88-100.

Brum, A., L. Cardoso, E.C. Chagas, F.C.M Chaves, J.L.P. Mouriño, and M.L.Martins. 2018. Histological changes in Nile tilapia fed essential oils of clove basil and ginger after challenge with *Streptococcus agalactiae*. Aquaculture-Elsevier. 1- 30.

Burhanuddin, A.I. 2010. Ikhtologi, Ikan dan Aspek Kehidupan. PT. Yayasan Citra Emulsi. Makassar.

Devi, G., R. Harikrishnan, B. A. Paray, M. K. Al-Sadoon, S. H. Hoseinifar, and C. Balasundaram. 2019. Effects of Aloe-emodin on Innate Immunity, Antioxidant and Immune Cytokines Mechanisms in The Head Kidney Leucocytes of *Labeo rohita* Against *Aphanomyces invadans*. Fish and Shellfish Immunology. Vol. 87. Hal. 669-678.

Departemen Kesehatan Republik Indonesia. 1992. Peraturan Menteri Kesehatan Republik Indonesia Nomor 760/MENKES/PER/IX/1992 tentang Fitofarmaka. Jakarta: Departemen Kesehatan RI.

Dotta, G. J. I. A. Andrare, E. L. T. Goncalves, A. Brum, J. J Mattos, M. Maraschin, M. L. Martins. 2014. Leukocyte Phagocytosis and Lysozyme Activity in Nile Tilapia Fed Supplemented Diet with Natural Extracts of Propolis and *Aloe barbadensis*. Fish and Shellfish Immunology. Vol. 39. Hal. 280-284.

Dotta, G., A. Brum, G.T. Jeronimo, M. Maraschin, and M.L. Martins. 2015. Effect of dietary supplementation with propolis and *Aloe barbadensis* extracts on hematological parameters and parasitism in Nile tilapia. Braz. J. Vet. Parasitol. Vol 24(1). 66-71.

Effendi I. 2004. Pengantar Akuakultur. Depok. Penebar Swadaya.

Effendi, N., dan H. Widiastuti. 2014. Identifikasi Aktivitas Imunoglobulin M (Ig.M) Ekstrak Etanolik Daun Ceplukan (*Physalis minima* Linn.) pada Mencit. Jurnal Kesehatan. Vol VII(2): 353-360.

- Ellis AE. 1990. Lysozyme Assays. In Stolen JS, Fletcher TC, Anderson DP, Roberson BS, van Muiswinkel WB. (Ed) Textbook of Techniques in Fish Immunology. NJ: SOS Publication. Page 101-103.
- Fang, R. Fish blood cells. 1992. In: Nilsson S, Holmgren S, editors. Fish physiology. London: Croom Helm. p 1–54.
- Farouq A. 2011. Aplikasi Pemberian Probiotik, Prebiotik dan Sinbiotik dalam Pakan untuk Meningkatkan Respon Imun dan Kelangsungan Hidup Ikan Nila (*Oreochromis niloticus*) yang diinfeksi *Streptococcus agalactiae* [Tesis]. Program Pascasarjana. Institut Pertanian Bogor. Bogor. 78 Hlm.
- Gabriel, N. N, J. Qiang, J. He, X.Y. Ma, M.D. Kpundeh, and P. Xu. 2014. Dietary *Aloe vera* supplementation on Growth Performance, Somehaemato-Biochemical Parameters and Disease Resistance Against *Streptococcus iniae* in tilapia (GIFT). Fish and Shellfish Immunology. Vol (44): 504-514.
- Gabriel, N. N., J. Qiang, X. Y. Ma, P. Xu, and K. Liu. 2015. Dietary *Aloe vera* Improves Plasma Lipid Profile, Antioxidant, and Hepatoprotective Enzyme Activities in GIFT-tilapia (*Oreochromis niloticus*) after *Streptococcus iniae* challenge. Fish Physiol Biochem. Vol. 41, Hal. 1321–1332.
- Gado, M.S., N.B.Mahfouz, E.M. Moustafa and E.E. Lolo. 2017. Prevalence of Some Ectoparasitic Diseases in African catfish (*Clarias gariepinus*) at Kafr El-Sheikh Governorate. International Journal of Fisheries and Aquatic Studies. Vol. 5(3):576-583.
- Ganong, W.F. 1995. Buku Ajar fisiologi Kedokteran (Review of Medical Physiologi). Ed ke-4. Terjemahan P Adianto. EGC, Jakarta.
- Ghofur, M., M. Sugihartono dan R. Thomas. 2014. Efektifitas Pemberian Ekstrak Daun Sirih (*Piper betle* L.) terhadap Penetasan Telur Ikan Gurami (*Osphronemus gouramy* Lac.). Jurnal Ilmiah Universitas Batanghari Jambi. Vol. 14, No. 1 Tahun 2014 : 37-44. ISSN(e): 2549-4236 ISSN (p): 1411-8939.
- Ghoneim, W.M., R.H. Khalid, T.T. Saad, M. Tanekhy, and H.M.R. Abdul-Latif. 2015. Ectoparasite fauna of cultured African catfish, *Clarias gariepinus* (Burchell, 1822), El-Behera Province, Egypt. International Journal of Fisheries and Aquatic Studies. Vol 3(1): 19-22.
- Golestan, G., A. P. Salati, S. Keyvanshokooh, M. Zakreri, and H. Maradian. 2019. Effect of Dietary *Aloe vera* on Growth and Lipid Peroxidation in Rainbow Trout (*Oncorhynchus mykiss*). Khoramshahr University of Marine Science and Technology, Iran.
- Guimaraes, I.G., C. Lim, M. Yildirim-Aksoy, M.H. Li, and P.H. Klesius. 2014. Effects of Dietary Levels of Vitamin A on Growth, Hematology, Immune Response and Resistance of Nile Tilapia (*Oreochromis niloticus*) to *Streptococcus iniae*. Animal Feed Science And Technology 188: 126-136.
- Haghighi, M., M. S. Rohani, M. Samadi, M. Tavoli, M. Eslami, R. Yusefi. 2014.

Study of Effects *Aloe vera* Extract Supplemented Feed on Hematological and Immunological Indices of Rainbow trout (*Oncorhynchus mykiss*). International journal of Advanced Biological and Biomedical Research. Vol (2). Hal. 2143- 2154.

- Hardi, EH. R.A. Nugroho, I.W. Kusuma, W. Suwinarti and Apriza. 2019. Immunomodulatory Effect and Disease Resistance From of Three Borneo Plant Extracts To *Aeromonas hydrophila* And *Pseudomonas fluorescens* in Tilapia, *Oreochromis niloticus*. Aquaculture Indonesiana. Vol 20 (1):41- 47.
- Hartika, R., Mustahal, dan A. N. Putra. 2014. Gambaran Darah Ikan Nila (*Oreochromis niloticus*) dengan Penambahan Dosis Prebiotik yang Berbeda dalam Pakan. Jurnal Perikanan dan Kelautan. Vol. 4(4): 259-267.
- Hassan, B., El-Salhia, M., Khalifa, A., Assem, H., Al Basomy, A., El-Sayed, M., 2013. Environmental Isotonicity Improves Cold Tolerance of Nile Tilapia, *Oreochromis niloticus*, in Egypt. Egyptian Journal of Aquatic Research 39: 59- 65.
- Hastulistiyoso, E., R. Hasbulah, dan E. Priyana. 2011. Pengeringan Lidah Buaya (*Aloe Vera*) Menggunakan Oven Gelombang Mikro (*Microwave Oven*). Jurnal Keteknikaan Pertanian. Vol 25(2): 141-146.
- Hesser, E.F. 1960. Methodes for Routine Fish Hematology. Progressive Fish Culturist. 22: 164 170.
- Huang, C.F., Lin, S.S., Liao, P.H., Young, S.C., Yang, C.C., 2008. The Immunopharmaceutical Effects and Mechanisms of Herb Medicine. Cell Moll mmunol. 5, 23-31.
- Hurriyani, Y. 2013. Uji Potensi Tanaman Paci-Paci (*Leucas lavandulaefolia*) sebagai Bahan Alternatif untuk Pengobatan Ikan. Vol 9. No. 2:110-115.
- Isbister, J.P., dan D.H. Pittiglio. 1999. Clinical Haematology. A problem oriented Approach. Alih bahasa Devvy HR. Edisi I. Jakarta. Hipokrates.
- Jie, J., C. Lu, Y. Kang, and G. Wang. 2012. Screening of 42 Medicinal Plants for in Vivo Anthelmintic Activity Against *Dactylogyrus intermedius* (Monogenea) in Goldfish (*Carassius auratus*). Parasitol Res 111:97-104.
- Kabata, Z. 1985. *Parasites and Diseases of Fish Cultured in the Tropics*. Taylor and Francis, London and Philadelphia.
- Kementerian Kelautan dan Perikanan. 2018. Outline Kelautan dan Perikanan Dalam Angka Tahun 2018. Satu Data Kementerian Kelautan dan Perikanan.
- Khairuman dan Khairul Amri. (2006). Budidaya Ikan Nila secara Intensif (Cetakan Keempat). PT Agromedia Pustaka. Jakarta Selatan.
- Kosasih, E.N dan A.S Kosasih. 2008. Tafsiran Hasil pemeriksaan Laboratorium Klinik Edisi Kedua. Karisma Publishing Group : Tangerang.

- Kresno, S. B. 1996, *Imunologi: Diagnosis dan Prosedur Laboratorium*, Edisi Ketiga. Fakultas Kedokteran Universitas Indonesia. Jakarta.
- Kumar, A., R.P. Raman, and K. Kumar. 2012. Antiparasitic Efficacy of Piperine Against *Argulus spp.* on *Carassius auratus* (Linn. 1758): in vitro and in vivo study. *Parasitol Res* 111: 2071-2076.
- Kusumawati, A., dan I.B. Pratiwi. 2009. Pengambilan Polisakarida Acemannan dari *Aloe vera* menggunakan Etanol sebagai Pengendap. Jurusan Teknik. Universitas Diponegoro.
- Lang, F., M. Abed, E. Lang and M. Foller. 2013. Oxidative Stress and Suicidal Erythrocyte Death. *Antioxidants & Redox Signaling*: 1-61.
- Lim, S., A.L. Ooi, and W. Wong. 2016. Gill monogeneans of Nile tilapia (*Oreochromis niloticus*) and Red Hybrid Tilapia (*Oreochromis spp.*) from the wild and Fishfarms in Perak, Malaysia: infection Dynamics and Spatial Distribution. *SpringerPlus*. Vol.5:1609. 1-10.
- Lom, J. 1995. Trichodinid Ciliates (Peritrichida: Urceolariidae) From Some Marine Fishes. *Folia Parasitology* 17: 113-125.
- Louise, H., 2011, *Buku Saku Imunologi Berorientasi pada Kasus Klinik*, hal 36-44, Binarupa Aksara Publisher, Tangerang Selatan.
- Madhuri, S., A.K. Mandloi, P. Govind, and Y.P. Sahni. 2012. Antimicrobial Activity of Some Medicinal Plants Against Fish Pathogens. *International Research Journal of Pharmacy*. Vol.3(4): 28-30.
- Manaf, S. R., H. M. Daud, A. R. Allmon, N. M. Mustapha, R. H. Hamdan, K. G. Munlandy, N. F. A. Mohamed, R. Razak, and H. Hamid. 2016. The Effects of *Vitex trifolia*, *Strobilanthes crispus* and *Aloe vera* Herbal-mixed Dietary Supplementation on Growth Performance and Disease Resistance in Red Hybrid Tilapia (*Oreochromis sp.*). *Journal of Aquaculture Research & Development*. Vol. 7(4). Hal. 2-5.
- Manoppo, H., U.N. Manurung, R.A. Tumbol. 2015. Efficacy of Baker's Yeast as Immunostimulant in Nile Tilapia (*Oreochromis niloticus*). *International Journal of ChemTech Research*. Vol. 8(3): 1396-1402.
- Matushima, E. R., and M. Mariano. 1996. Kinetics of the Inflammatory Reaction Induced by Carrageenin in the Swimbladder of *Oreochromis niloticus* (Nile tilapia). *Braz. J. Vet.* Vol. 33. Hal. 5-10.
- Mehrabi, Z. F. Firouzbakhsh, G. R. Mianji, H. Paknadjad. 2019. Immunostimulatory Effect of *Aloe vera* (*Aloe barbadensis*) on Non-specific Immune Response, Immune Gene Expression, and Experimental Challenge with *Saprolegnia parasitica* in Rainbow trout (*Oncorhynchus mykiss*). *J. Aquaculture*.
- Mizuno, S., S. Urawa, M. Miyamoto, M. Hatakeyama, Y. Sasaki, N. Koide, S. Tada, and H. Ueda. 2018. Effects of Dietary Supplementation with *Oregano essential Oil* on Prevention of the Ectoparasitic Protozoans *Ichthyobodo salmonis* and *Trichodina truttae* in Juvenile Chum Salmon *Oncorhynchus keta*. *Hokkaido Research Organization*. Japan.
- Mulyani, Y.S., Yulisman, M. Fitrani. 2014. *Pertumbuhan dan Efisiensi Pakan Ikan*

- Nila (*Oreochromis niloticus*) yang dipuasakan secara Periodik. Jurnal Akuakultur Rawa Indonesia. Vol 2 (1): 1-12.
- Murjani, A. 2011. Budidaya beberapa varietas ikan sepat rawa (*Trichogaster trichopterus* Pall) dengan pemberian pakan komersial. Jurnal Fish Scientiae.1(2): 214–233.
- Nabib, R., dan F.H. Pasaribu. 1989. Patologi dan Penyakit Ikan. PAU Bioteknologi, Institute Pertanian Bogor. Bogor.
- Nasrallah, A. M., Dickson, M. W., Al-Kenawy, D. A. R., Ahmed, M. F. M., El- Naggar, G. O. 2014. Technical Characteristics and Economic of Commercial Tilapia Hatcheries applying Different Management in Egypt. Aquaculture.
- Nofyan, E., M.R. Ridho, dan R. Fitri. 2015. Identifikasi dan Prevalensi Ektoparasit dan Endoparasit pada Ikan Nila (*Oreochromis niloticus* L.) di Kolam Budidaya Palembang, Sumatera Selatan. Prosiding Seminar dan Rapat Tahunan 2015 bidang MIPA. 2015 Mei 5-7; Pontianak, Indonesia. Pontianak (ID) : Universitas Tanjungpura Pontianak:19-28.
- Nugroho, E. 2011. Kajian Lapang Budidaya Keramba Jaring Apung Ikan Nila “Mandiri” Di Waduk Cirata Dan Jatiluhur. Media Akuakultur. Vol 6(1): 54-58.
- Nurhasnawati, H., S. Jubaidah, N. Elfia. 2016. Penentuan Kadar Residu Tetrasiklin HCl pada Ikan Air Tawar yang Beredar di Pasar Segiri Menggunakan Metode Spektrofotometri UltraViolet. Jurnal Ilmiah Manuntung. Vol.2(2):173-178.
- Pandey, G., M. Sharma, and A. K. Mandloi. 2012. Medicinal Plants Useful in Fish Diseases. Plant Archives. Vol. 12(1):1-4.
- Payung , C.N, dan H. Manoppo. 2015. Peningkatan Respon Kebal Non-spesifik dan Pertumbuhan Ikan Nila (*Oreochromis niloticus*) Melalui Pemberian Jahe, *Zingiber officinale*. Jurnal Budidaya Perairan. Vol (3):11-18.
- Post, G. 1987. Textbook of Fish Health. T.F.H. Publications Inc. USA. 288 pp.
- Prakoso, T. 2014. Pengaruh suhu yang Berbeda Terhadap Laju Pertumbuhan Benih Ikan Gurami (*Osphronemus gouramy lac*) di dalam Akuarium. Universitas Antakusuma . Pangkalan Bun.
- Prasetio, E., H. Hasan, dan W. N. 2017. Chana. Pengaruh Serbuk Lidah Buaya (*Aloe vera*) terhadap Patogenitas Ikan Jelawat (*Leptobarbus hoevenii*) yang diuji Tantang Bakteri *Aeromonas hydrophil*. Jurnal Ruaya. Vol.5. No.2. 35-45.
- Rahman, S. 2009. Pengaruh Penambahan Tepung Lidah Buaya (*Aloe vera*) dalam Pakan Terhadap Aktivitas Fagositosis Ikan Mas (*Cyprinus Carpio*). Universitas Muhammadiyah Malang. Malang.
- Rahman, A. N., A. A. Khalil, H.M. Abdallah, M. Elhady. 2018. The Effects of the Dietary supplementation of Echinacea Purpurea Extract and/or Vitamin C on the Intestinal Histomorphology, Phagocytic Activity, and Gene Expression of the Nile tilapia. Fish and Shellfish Immunology. Vol. 82.

Hal. 312-318.

- Ramadhan, I., Rosidah, dan Y. Andriani. 2015. Efektivitas Penambahan Ekstrak Daun Kecubung (*Datura metel* L) pada Pakan untuk Pencegahan Streptococcus pada Benih Ikan Nila Sultana, *Oreochromis Niloticus* (Linnaeus, 1758). Jurnal Iktiologi Indonesia. Vol 15(3):245-255.
- Rashid, M.M. 1997. Studies on *Edwardsiella tarda* Infection in Japanese Flounder *Paralichthys olivaceus*, Doctoral Thesis. Hiroshima University. Japan.
- Roberts, R. J. 1989. *Fish Pathology 2nd ed.* Bailliere Tindall. London.
- Rohani, S.M., M. Haghghi, and B. B. Moghaddam. 2017. Study on Nanoparticles of *Aloe vera* Extract on Growth Performance, Survival Rate and Body Composition in Siberian Sturgeon (*Acipenser baerii*). Iranian Journal of Fisheries Science. Vol. 16(2). Hal:457-468.
- Roitt I, dan P.J. Delves. 2001. *Roitt's Essential Immunology*. Tenth edition. Blackwell Scientific Publication, London (GB).
- Rukmana, H.R. 1997. Ikan Nila Budidaya dan Prospek Agribisnis. Yogyakarta. Kanisius.
- Sa'adah, R., A.D. Sasanti, F.H. Taqwa. 2015. Aplikasi Tepung Jintan Hitam (*Nigella Sativa*) untuk Pencegahan Infeksi Bakteri *Streptococcus agalactiae* pada Ikan Nila (*Oreochromis niloticus*). Jurnal Aquaculture Rawa Indonesia. Vol.3(1): 58-69.
- Salim, Z., dan E. Munadi. 2017. Info Komoditi Tanaman Obat. Badan Pengkajian dan pengembangan Perdagangan. Kementerian Perdagangan Republik Indonesia.
- Scapigliati, G. 2013. Functional Aspects of Fish Lymphocytes. Developmental and Comparative Immunology. Vo. 41. Hal. 200-208.
- Scholz, T. 1999. Parasites in Cultured and Feral Fish. Veterinary Parasitology.84:317- 335.
- Schram, S.A., R.A. Tumbol, and R.L. Kreckhoff. 2019. Penggunaan Ekstrak Kasar Spons Laut untuk Meningkatkan Resistensi Ikan Nila (*Oreochromis niloticus*) terhadap Infeksi (*Streptococcus agalactiae*). Jurna Ilmiah Platax. Vol. 7(2): 347-357.
- Shipton, T., Twaddle, D., Watts M. 2008. Introduction of the Nile Tilapia (*Oreochromis niloticus*) in to The Eastern Cape. Species Risk Assessment. Grahamstown: Enviro-Fish Africa (Pty) Ltd.
- Soares, B.V., A.C.F. Cardoso, R.R. Campos, B.B. Gonçalves, G.G. Santos, F.C.M. Chaves, and E.C.Chagas. 2016. Antiparasitic, Physiological and Histological Effects of the Essential Oil of *Lippia origanoides* (Verbenaceae) in Native Freshwater Fish *Colossoma macropomum* Marcos Tavares-Dias. Aquaculture-Elsevier.
- Sujudi dan T. Hutabarat. 1994. Proses Kekebalan dalam Mikrobiologi Kedokteran. Edisi Revisi. Penerbit Bina Rupa Aksara. Jakarta.

- Suliman, E.A.M., dan A.H. Al-Harbi. 2015. Prevalence and seasonal variation of ectoparasites in cultured Nile tilapia *Oreochromis niloticus* in Saudi Arabia. *J Parasit Dis* 40:1487-1493.
- Suriansyah. 2014. Pengaruh Padat Tebar yang Berbeda terhadap Pertumbuhan Ikan Nila Gift (*Oreochromis niloticus*) yang Dipelihara dalam Baskom Plastik. Universitas Antakusuma. Pangkalan Bun.
- Swenson. M. J. 1977. *Dukes Physiology of Domestic Animals, 9 th*, Ed. Comstock Publishing Associate a Division of Cornell University Press. Ithaca, New York.
- Tizard IR. 1982. Pengantar Immunologi Veteriner. Universitas Airlangga. Surabaya.
- Todar, K. 1997a. Inflammation. *Bacteriology 330 Lecture Topics* :Constitutive Defenses Part 2.
- Todar, K. 1997. ,*Bacteriology 330 Lecture Topics: Colonization and Invasion*. University of Wisconsin Department of Bacteriology.
- Vadstein O. 1997. Application of Immunostimulation in Larviculture: possibilities and challenges. *Aquaculture* 155: 401-417.
- Walczak, B.Z. 1985. Immune Capability of Fish A Literature Review. Canadian Tech. Report of Fisheries and Aquatic Sciences, No. 1334. 33.
- Xu, D., C.A. Shoemaker, and D. Zhang. 2015. Treatment of *Trichodina* sp Reduced Load of *Flavobacterium columnare* and Improved survival of Hybrid tilapia. *Aquaculture Reports*. Vol. 2:126-131.
- Yilmaz, E., D.Coban, B. Kirim, and M. Guller. 2019. Effects of Extracts of Feed Additives Including Rosemary (*Rosmarinus officinalis*) and Aloe Vera (*Aloe barbadensis*) on the Growth Performance and Feed Utility of Nile Tilapia (*Oreochromis niloticus*). *Turkish Journal of Agriculture-Food Science and Technology*. Vol 7(6): 866-870.
- Younis, N. A., S.E. Laban, A.K.A. Mokaddem, and M.M. Attia. 2020. Immunological Status and Histopathological Appraisal of Farmed *Oreochromis niloticus* Exposed to Parasitic infections and Heavy Metal Toxicity. *Aquaculture International*-Springer.
- Zahran, E., E. Risha, F. Abdelhamid, H.A. Mahgoub, and T. Ibrahim. 2014. Effects of dietary *Astragalus polysaccharides* (APS) on Growth Performance, Immunological Parameters, Digestive Enzymes, and Intestinal Morphology of Nile tilapia (*Oreochromis niloticus*). *Fish and Shellfish Immunology*. Vol (38): 149-157.
- Zanuzzo, F.S., J. D. Biller-Takahashi, and E. C. Urbinati. 2012. Effect of *Aloe vera* Extract on the Improvement of the Respiratory Activity of Leukocytes of Matrinxã During the Transport Stress. *Revista Brasileira Zootecnia*. Vol.41. No. 10. 2299-2302.
- Zhang, X.P., W.X. Li, T.S. Ai, H. Zou, S. G. Wu, and G.T. Wang. 2014. The Efficacy of Four Common Anthelmintic Drugs and Traditional Chinese Medicinal Plant Extracts to Kontrol *Dactylogyrus Vastator* (Monogenea).

Aquaculture 420- 421:302-307.

Zoral, M.A, K. Futami, M. Endo, M. Maita, and T. Katagiri. 2017. Anthelmintic activity of *Rosmarinus officinalis* against *Dactylogyrus minutus* (Monogenea) infections in *Cyprinus carpio*. *Veterinary Parasitology* 247. 1-6.

LAMPIRAN

Lampiran 1. Hasil anova indeks fagositosis, hematokrit, total leukosit, total eritrosit, dan differensial leukosit total ikan nila

		ANOVA				
		Sum of Squares	df	Mean Square	F	Sig.
IndeksFagositosis	Between Groups	258.250	3	86.083	2.986	.096
	Within Groups	230.667	8	28.833		
	Total	488.917	11			
Hematokrit	Between Groups	68.388	3	22.796	2.989	.096
	Within Groups	61.018	8	7.627		
	Total	129.406	11			
TotalLeukosit	Between Groups	138304166.700	3	46101388.890	9.278	.006
	Within Groups	39750000.000	8	4968750.000		
	Total	178054166.700	11			
TotalEritrosit	Between Groups	546703000000.000	3	1822343333000.000	2.895	.102
	Within Groups	503595200000.000	8	629494000000.000		
	Total	1050298200000.000	11			
DifferensialLeukositL	Between Groups	626.917	3	208.972	5.393	.025
	Within Groups	310.000	8	38.750		
	Total	936.917	11			
DifferensialLeukositM	Between Groups	98.667	3	32.889	3.987	.052
	Within Groups	66.000	8	8.250		
	Total	164.667	11			
DifferensialLeukositN	Between Groups	84.250	3	28.083	.675	.591
	Within Groups	332.667	8	41.583		
	Total	416.917	11			
DifferensialLeukositT	Between Groups	187.667	3	62.556	1.970	.197
	Within Groups	254.000	8	31.750		
	Total	441.667	11			

Lampiran 2. Uj ilanjut w-tuckey penambahan dosis ekstrak *Aloe vera* berbeda terhadap indeks fagositosis, hematokrit, total leukosit, total eritrosit, dan differensial leukosit total eritrosit ikan nila

Multiple Comparisons

Tukey HSD

Dependent Variable	(I) Perlakuan	(J) Perlakuan	Mean Difference (I-J)	Std. Error	Sig.	95% Confidence Interval	
						Lower Bound	Upper Bound
IndeksFagositosis	A : 0 gr Aloe vera / kg Pakan	B : 5 gr Aloe vera / kg Pakan	-8.0000000	4.3843155	.330	-22.040121	6.040121
		C : 10 gr Aloe vera / kg Pakan	5.0000000	4.3843155	.677	-9.040121	19.040121
		D : 15 gr Aloe vera / kg Pakan	-.6666667	4.3843155	.999	-14.706788	13.373455
	B : 5 gr Aloe vera / kg Pakan	A : 0 gr Aloe vera / kg Pakan	8.0000000	4.3843155	.330	-6.040121	22.040121
		C : 10 gr Aloe vera / kg Pakan	13.0000000	4.3843155	.070	-1.040121	27.040121
		D : 15 gr Aloe vera / kg Pakan	7.3333333	4.3843155	.396	-6.706788	21.373455
	C : 10 gr Aloe vera / kg Pakan	A : 0 gr Aloe vera / kg Pakan	-5.0000000	4.3843155	.677	-19.040121	9.040121
		B : 5 gr Aloe vera / kg Pakan	-13.0000000	4.3843155	.070	-27.040121	1.040121
		D : 15 gr Aloe vera / kg Pakan	-5.6666667	4.3843155	.592	-19.706788	8.373455
	D : 15 gr Aloe vera / kg Pakan	A : 0 gr Aloe vera / kg Pakan	.6666667	4.3843155	.999	-13.373455	14.706788
		B : 5 gr Aloe vera / kg Pakan	-7.3333333	4.3843155	.396	-21.373455	6.706788
		C : 10 gr Aloe vera / kg Pakan	5.6666667	4.3843155	.592	-8.373455	19.706788
Hematokrit	A : 0 gr Aloe vera / kg Pakan	B : 5 gr Aloe vera / kg Pakan	4.5883333	2.2549521	.252	-2.632817	11.809484
		C : 10 gr Aloe vera / kg Pakan	-1.7480000	2.2549521	.864	-8.969151	5.473151
		D : 15 gr Aloe vera / kg Pakan	2.3016667	2.2549521	.743	-4.919484	9.522817
	B : 5 gr Aloe vera / kg Pakan	A : 0 gr Aloe vera / kg Pakan	-4.5883333	2.2549521	.252	-11.809484	2.632817
		C : 10 gr Aloe vera / kg Pakan	-6.3363333	2.2549521	.087	-13.557484	.884817
		D : 15 gr Aloe vera / kg Pakan	-2.2866667	2.2549521	.746	-9.507817	4.934484
	C : 10 gr Aloe vera / kg Pakan	A : 0 gr Aloe vera / kg Pakan	1.7480000	2.2549521	.864	-5.473151	8.969151
		B : 5 gr Aloe vera / kg Pakan	6.3363333	2.2549521	.087	-.884817	13.557484
		D : 15 gr Aloe vera / kg Pakan	4.0496667	2.2549521	.341	-3.171484	11.270817
	D : 15 gr Aloe vera / kg Pakan	A : 0 gr Aloe vera / kg Pakan	-2.3016667	2.2549521	.743	-9.522817	4.919484
		B : 5 gr Aloe vera / kg Pakan	2.2866667	2.2549521	.746	-4.934484	9.507817
		C : 10 gr Aloe vera / kg Pakan	-4.0496667	2.2549521	.341	-11.270817	3.171484

TotalLeukosit	A : 0 gr Aloe vera / kg Pakan	B: 5 gr Aloe vera / kg Pakan	-9433.33333*	1820.027472	.004	-15261.7020	-3604.964709
		C : 10 gr Aloe vera / kg Pakan	-5816.66667	1820.027472	.050	-11645.0353	11.701958
		D: 15 gr Aloe vera / kg Pakan	-4050.00000	1820.027472	.196	-9878.368625	1778.368625
	B: 5 gr Aloe vera / kg Pakan	A: 0 gr Aloe vera / kg Pakan	9433.33333*	1820.027472	.004	3604.964709	15261.70196
		C : 10 gr Aloe vera / kg Pakan	3616.666667	1820.027472	.268	-2211.701958	9445.035291
		D: 15 gr Aloe vera / kg Pakan	5383.333333	1820.027472	.071	-445.035291	11211.70196
	C : 10 gr Aloe vera / kg Pakan	A: 0 gr Aloe vera / kg Pakan	5816.666667	1820.027472	.050	-11.701958	11645.03529
		B: 5 gr Aloe vera / kg Pakan	-3616.66667	1820.027472	.268	-9445.035291	2211.701958
		D: 15 gr Aloe vera / kg Pakan	1766.666667	1820.027472	.769	-4061.701958	7595.035291
	D: 15 gr Aloe vera / kg Pakan	A: 0 gr Aloe vera / kg Pakan	4050.000000	1820.027472	.196	-1778.368625	9878.368625
		B: 5 gr Aloe vera / kg Pakan	-5383.33333	1820.027472	.071	-11211.7020	445.035291
		C : 10 gr Aloe vera / kg Pakan	-1766.66667	1820.027472	.769	-7595.035291	4061.701958
DiferensialLeukositL	A : 0 gr Aloe vera / kg Pakan	B: 5 gr Aloe vera / kg Pakan	19.66667*	5.08265	.020	3.3902	35.9431
		C : 10 gr Aloe vera / kg Pakan	8.33333	5.08265	.411	-7.9431	24.6098
		D: 15 gr Aloe vera / kg Pakan	5.00000	5.08265	.762	-11.2764	21.2764
	B: 5 gr Aloe vera / kg Pakan	A: 0 gr Aloe vera / kg Pakan	-19.66667*	5.08265	.020	-35.9431	-3.3902
		C : 10 gr Aloe vera / kg Pakan	-11.33333	5.08265	.195	-27.6098	4.9431
		D: 15 gr Aloe vera / kg Pakan	-14.66667	5.08265	.078	-30.9431	1.6098
	C : 10 gr Aloe vera / kg Pakan	A: 0 gr Aloe vera / kg Pakan	-8.33333	5.08265	.411	-24.6098	7.9431
		B: 5 gr Aloe vera / kg Pakan	11.33333	5.08265	.195	-4.9431	27.6098
		D: 15 gr Aloe vera / kg Pakan	-3.33333	5.08265	.911	-19.6098	12.9431
	D: 15 gr Aloe vera / kg Pakan	A: 0 gr Aloe vera / kg Pakan	-5.00000	5.08265	.762	-21.2764	11.2764
		B: 5 gr Aloe vera / kg Pakan	14.66667	5.08265	.078	-1.6098	30.9431
		C : 10 gr Aloe vera / kg Pakan	3.33333	5.08265	.911	-12.9431	19.6098
TotalEritrosit	A : 0 gr Aloe vera / kg Pakan	B: 5 gr Aloe vera / kg Pakan	-83666.66667	647813.7592	.999	-2158194.36	1990861.024
		C : 10 gr Aloe vera / kg Pakan	-1626000.00	647813.7592	.133	-3700527.69	448527.6907
		D: 15 gr Aloe vera / kg Pakan	-1290000.000	647813.7592	.997	-2203527.69	1945527.691
	B: 5 gr Aloe vera / kg Pakan	A: 0 gr Aloe vera / kg Pakan	83666.66667	647813.7592	.999	-1990861.02	2158194.357
		C : 10 gr Aloe vera / kg Pakan	-1542333.33	647813.7592	.159	-3616861.02	532194.3573
		D: 15 gr Aloe vera / kg Pakan	-45333.33333	647813.7592	1.000	-2119861.02	2029194.357
	C : 10 gr Aloe vera / kg Pakan	A: 0 gr Aloe vera / kg Pakan	1626000.000	647813.7592	.133	-448527.6907	3700527.691
		B: 5 gr Aloe vera / kg Pakan	1542333.333	647813.7592	.159	-532194.3573	3616861.024
		D: 15 gr Aloe vera / kg Pakan	1497000.000	647813.7592	.174	-577527.6907	3571527.691
	D: 15 gr Aloe vera / kg Pakan	A: 0 gr Aloe vera / kg Pakan	1290000.0000	647813.7592	.997	-1945527.69	2203527.691
		B: 5 gr Aloe vera / kg Pakan	45333.33333	647813.7592	1.000	-2029194.36	2119861.024
		C : 10 gr Aloe vera / kg Pakan	-1497000.00	647813.7592	.174	-3571527.69	577527.6907

DifferensialLeukositN	A : 0 gr Aloe vera / kg Pakan	B : 5 gr Aloe vera / kg Pakan	-4.33333	5.26519	.842	-21.1943	12.5277
		C : 10 gr Aloe vera / kg Pakan	-4.33333	5.26519	.842	-21.1943	12.5277
		D : 15 gr Aloe vera / kg Pakan	1.66667	5.26519	.988	-15.1943	18.5277
	B : 5 gr Aloe vera / kg Pakan	A : 0 gr Aloe vera / kg Pakan	4.33333	5.26519	.842	-12.5277	21.1943
		C : 10 gr Aloe vera / kg Pakan	.00000	5.26519	1.000	-16.8610	16.8610
		D : 15 gr Aloe vera / kg Pakan	6.00000	5.26519	.677	-10.8610	22.8610
	C : 10 gr Aloe vera / kg Pakan	A : 0 gr Aloe vera / kg Pakan	4.33333	5.26519	.842	-12.5277	21.1943
		B : 5 gr Aloe vera / kg Pakan	.00000	5.26519	1.000	-16.8610	16.8610
		D : 15 gr Aloe vera / kg Pakan	6.00000	5.26519	.677	-10.8610	22.8610
	D : 15 gr Aloe vera / kg Pakan	A : 0 gr Aloe vera / kg Pakan	-1.66667	5.26519	.988	-18.5277	15.1943
		B : 5 gr Aloe vera / kg Pakan	-6.00000	5.26519	.677	-22.8610	10.8610
		C : 10 gr Aloe vera / kg Pakan	-6.00000	5.26519	.677	-22.8610	10.8610
DifferensialLeukositT	A : 0 gr Aloe vera / kg Pakan	B : 5 gr Aloe vera / kg Pakan	-8.66667	4.60072	.306	-23.3998	6.0665
		C : 10 gr Aloe vera / kg Pakan	.66667	4.60072	.999	-14.0665	15.3998
		D : 15 gr Aloe vera / kg Pakan	.66667	4.60072	.999	-14.0665	15.3998
		B : 5 gr Aloe vera / kg Pakan	8.66667	4.60072	.306	-6.0665	23.3998
	B : 5 gr Aloe vera / kg Pakan	C : 10 gr Aloe vera / kg Pakan	9.33333	4.60072	.254	-5.3998	24.0665
		D : 15 gr Aloe vera / kg Pakan	9.33333	4.60072	.254	-5.3998	24.0665
		C : 10 gr Aloe vera / kg Pakan	-6.66667	4.60072	.999	-15.3998	14.0665
	C : 10 gr Aloe vera / kg Pakan	B : 5 gr Aloe vera / kg Pakan	-9.33333	4.60072	.254	-24.0665	5.3998
		D : 15 gr Aloe vera / kg Pakan	.00000	4.60072	1.000	-14.7331	14.7331
		D : 15 gr Aloe vera / kg Pakan	-6.66667	4.60072	.999	-15.3998	14.0665
	D : 15 gr Aloe vera / kg Pakan	B : 5 gr Aloe vera / kg Pakan	-9.33333	4.60072	.254	-24.0665	5.3998
		C : 10 gr Aloe vera / kg Pakan	.00000	4.60072	1.000	-14.7331	14.7331

IndeksFagositosis

Tukey HSD^a

Perlakuan	N	Subset for alpha = 0.05	
		1	
C : 10 gr Aloe vera / kg Pakan	3	29.666667	
A : 0 gr Aloe vera / kg Pakan	3	34.666667	
D: 15 gr Aloe vera / kg Pakan	3	35.333333	
B: 5 gr Aloe vera / kg Pakan	3	42.666667	
Sig.		.070	

Means for groups in homogeneous subsets are displayed.

a. Uses Harmonic Mean Sample Size = 3.000.

Hematokrit

Tukey HSD^a

Perlakuan	N	Subset for alpha = 0.05	
		1	
B: 5 gr Aloe vera / kg Pakan	3	21.441333	
D: 15 gr Aloe vera / kg Pakan	3	23.728000	
A : 0 gr Aloe vera / kg Pakan	3	26.029667	
C : 10 gr Aloe vera / kg Pakan	3	27.777667	
Sig.		.087	

Means for groups in homogeneous subsets are displayed.

a. Uses Harmonic Mean Sample Size = 3.000.

TotalEritrosit

Tukey HSD^a

Perlakuan	N	Subset for alpha = 0.05	
		1	
A : 0 gr Aloe vera / kg Pakan	3	637333.3333	
B: 5 gr Aloe vera / kg Pakan	3	721000.0000	
D: 15 gr Aloe vera / kg Pakan	3	766333.3333	
C : 10 gr Aloe vera / kg Pakan	3	2263333.3330	
Sig.			.133

Means for groups in homogeneous subsets are displayed.

a. Uses Harmonic Mean Sample Size = 3.000.

DiferensialLeukositL

Tukey HSD^a

Perlakuan	N	Subset for alpha = 0.05	
		1	2
B: 5 gr Aloe vera / kg Pakan	3	35.0000	
C : 10 gr Aloe vera / kg Pakan	3	46.3333	46.3333
D: 15 gr Aloe vera / kg Pakan	3	49.6667	49.6667
A : 0 gr Aloe vera / kg Pakan	3		54.6667
Sig.		.078	.411

Means for groups in homogeneous subsets are displayed.

a. Uses Harmonic Mean Sample Size = 3.000.

DifferensialLeukositM

Tukey HSD^a

Perlakuan	N	Subset for alpha = 0.05
		1
A : 0 gr Aloe vera / kg Pakan	3	19.6667
C : 10 gr Aloe vera / kg Pakan	3	24.3333
B: 5 gr Aloe vera / kg Pakan	3	26.3333
D: 15 gr Aloe vera / kg Pakan	3	27.0000
Sig.		.056

Means for groups in homogeneous subsets are displayed.

a. Uses Harmonic Mean Sample Size = 3.000.

DifferensialLeukositN

Tukey HSD^a

Perlakuan	N	Subset for alpha = 0.05
		1
D: 15 gr Aloe vera / kg Pakan	3	12.0000
A : 0 gr Aloe vera / kg Pakan	3	13.6667
B: 5 gr Aloe vera / kg Pakan	3	18.0000
C : 10 gr Aloe vera / kg Pakan	3	18.0000
Sig.		.677

Means for groups in homogeneous subsets are displayed.

a. Uses Harmonic Mean Sample Size = 3.000.

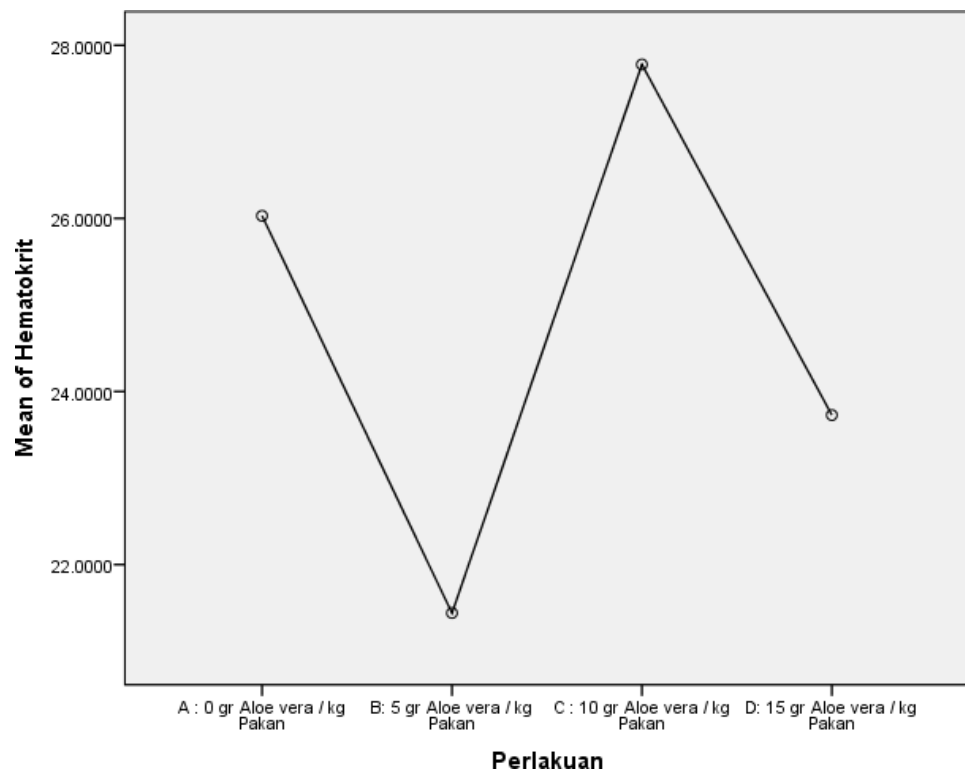
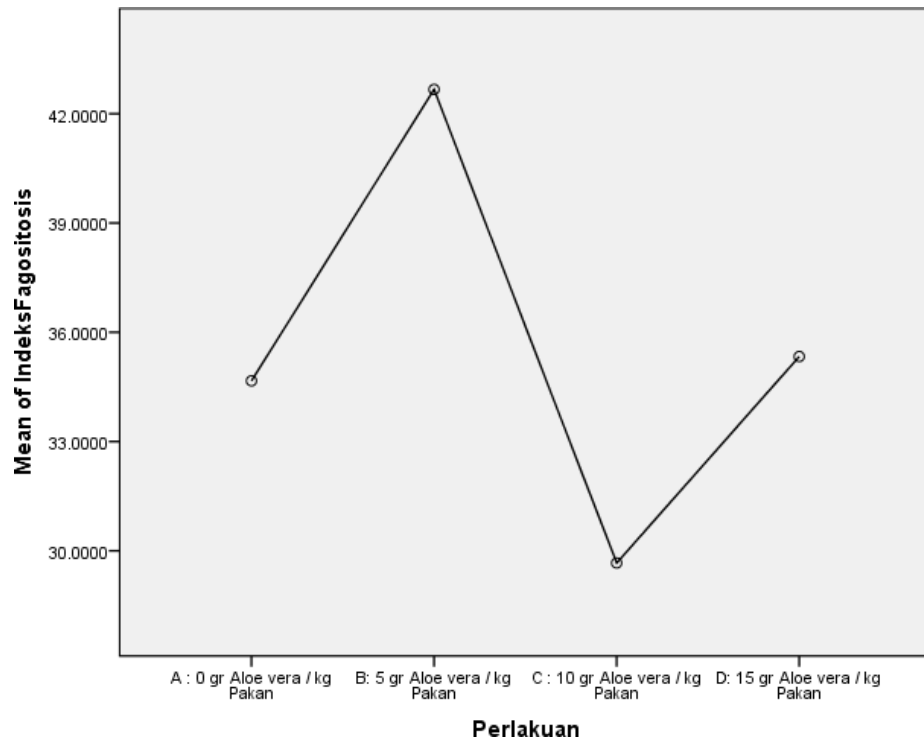
DifferensialLeukositT

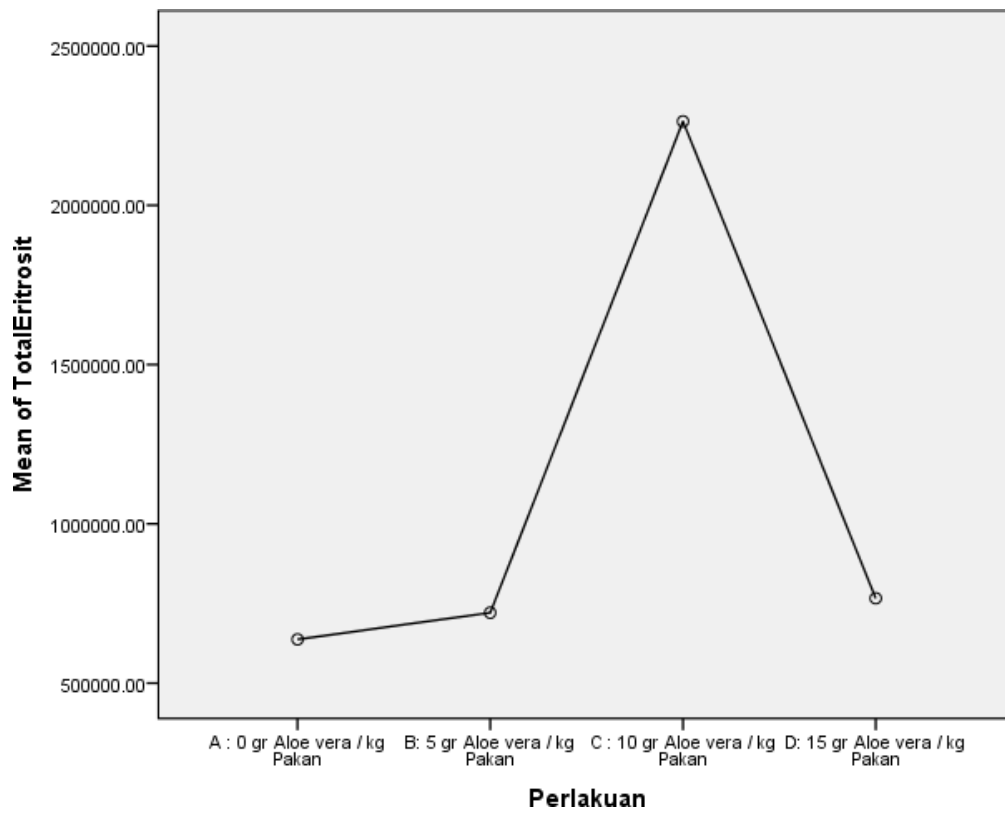
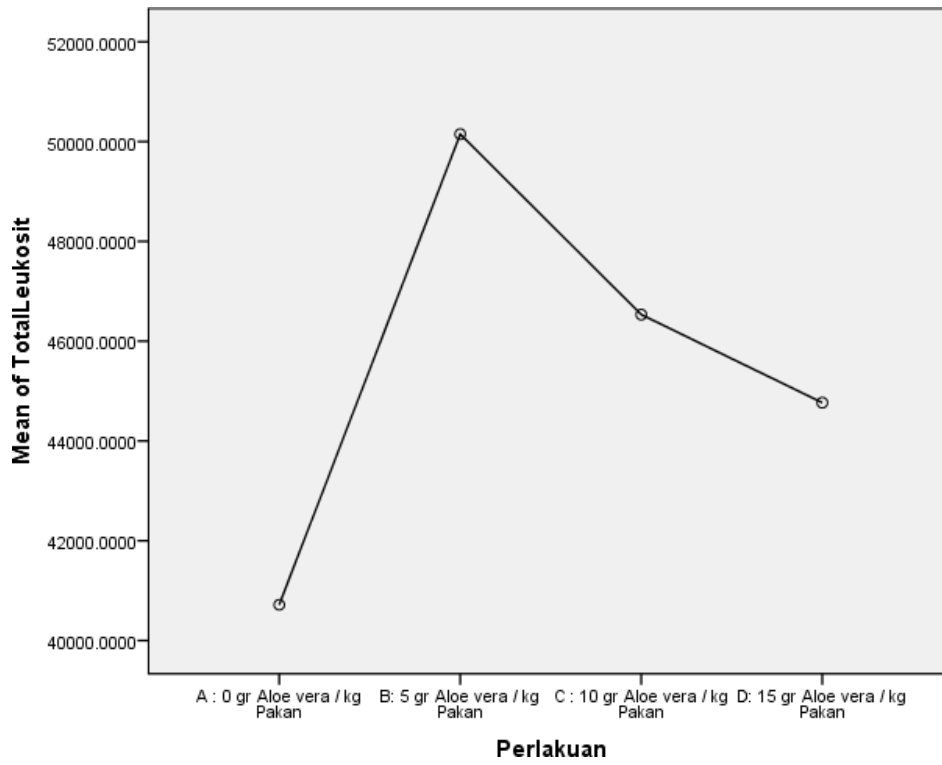
Tukey HSD^a

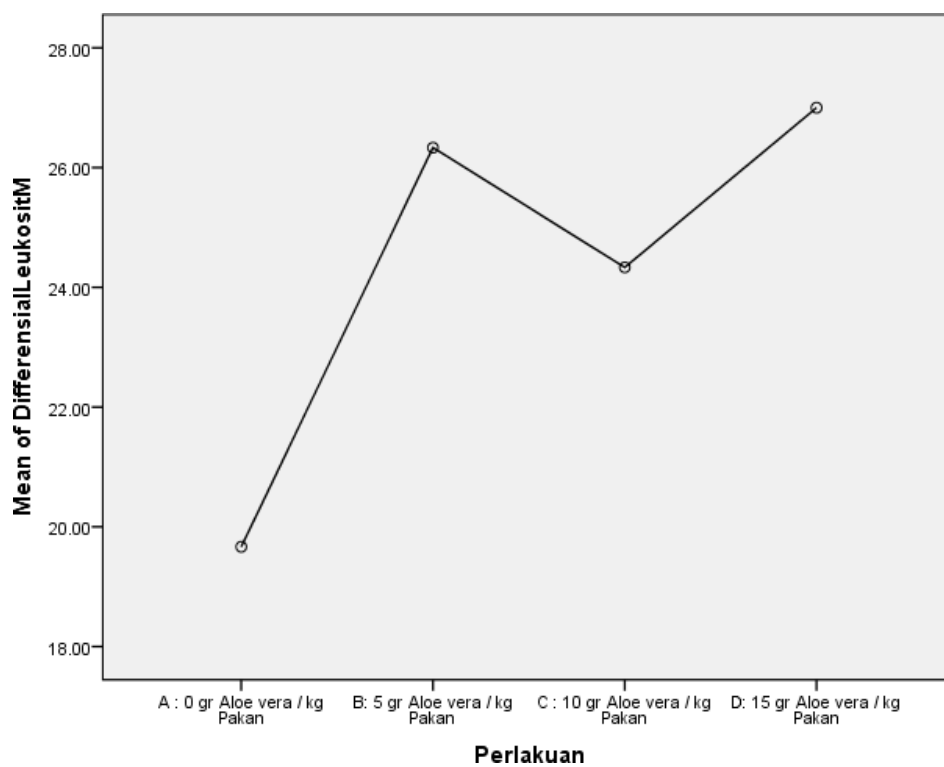
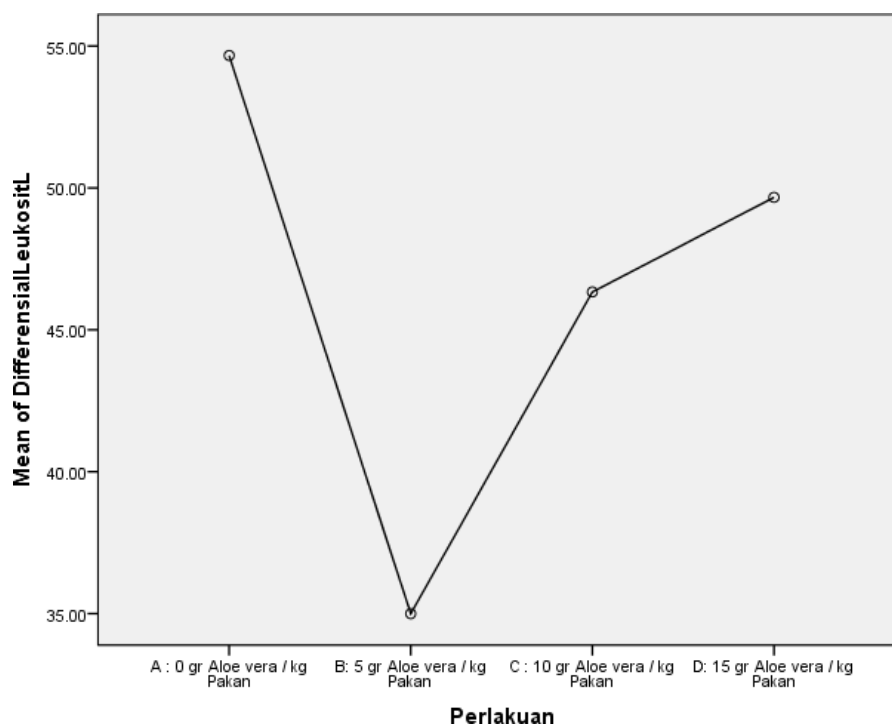
Perlakuan	N	Subset for alpha = 0.05
		1
C : 10 gr Aloe vera / kg Pakan	3	11.3333
D: 15 gr Aloe vera / kg Pakan	3	11.3333
A : 0 gr Aloe vera / kg Pakan	3	12.0000
B: 5 gr Aloe vera / kg Pakan	3	20.6667
Sig.		.254

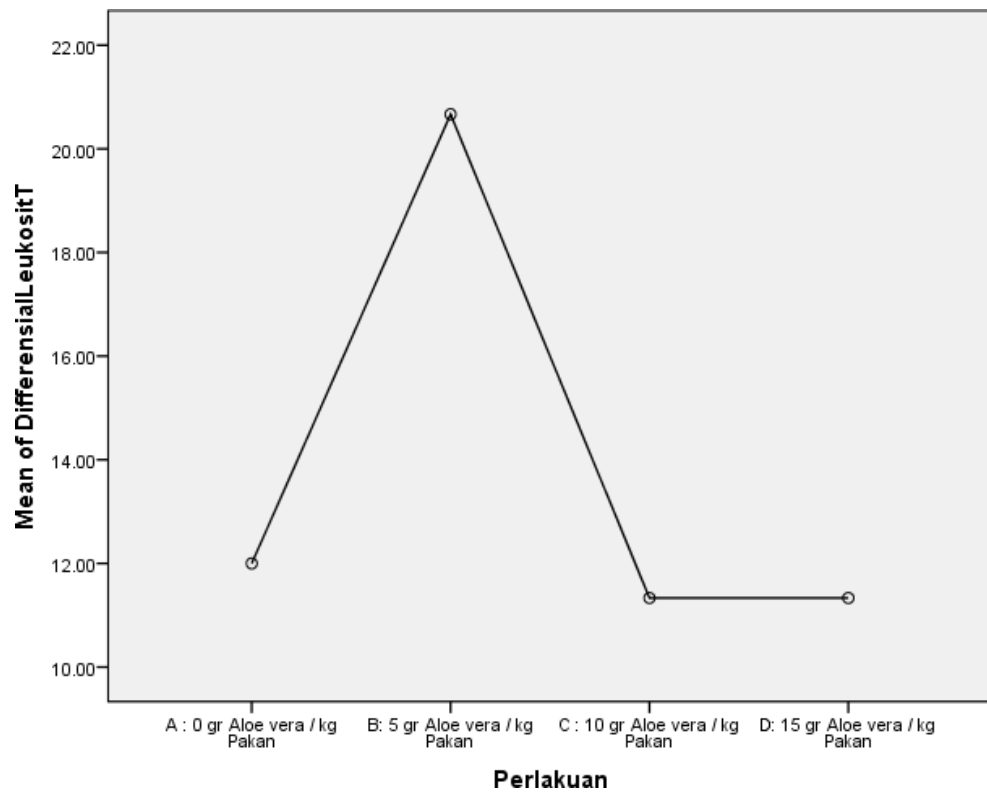
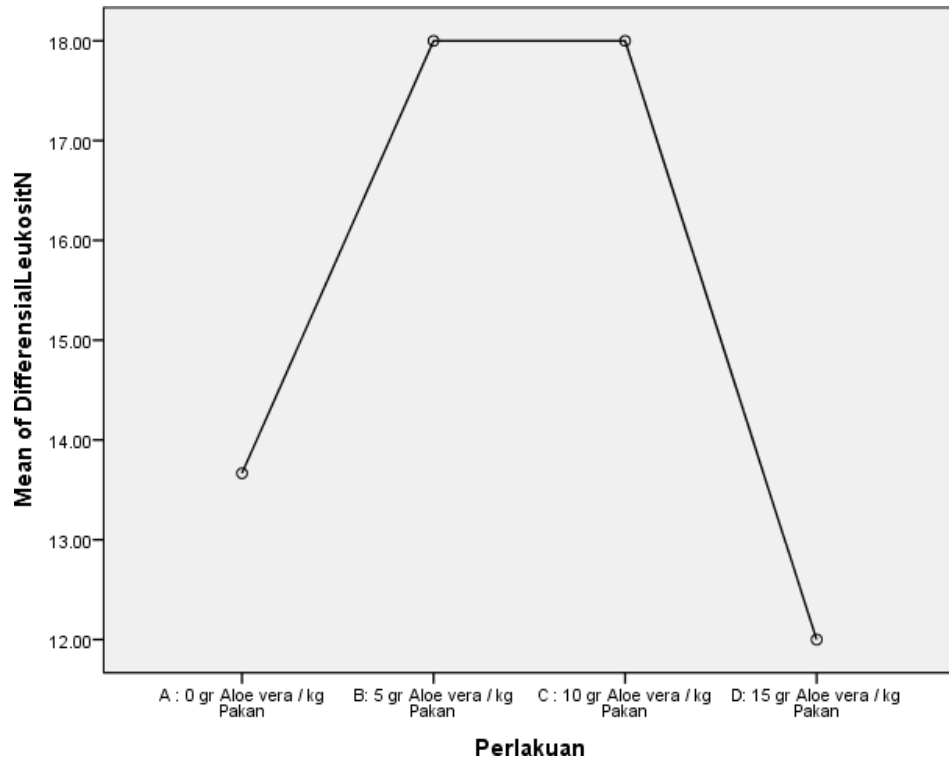
Means for groups in homogeneous subsets are displayed.

a. Uses Harmonic Mean Sample Size = 3.000.









Lampiran 3. Hasil anova intensitas Monogenea dan *Trichodina* sp. pada ikan nila

		ANOVA				
		Sum of Squares	df	Mean Square	F	Sig.
IntensitasMonogenea	Between Groups	205.525	3	68.508	9.272	.006
	Within Groups	59.111	8	7.389		
	Total	264.636	11			
IntensitasTrichodinasp	Between Groups	512.467	3	170.822	8.756	.007
	Within Groups	156.080	8	19.510		
	Total	668.547	11			

Lampiran 4. Uj ilanjut w-tuckey penambahan dosis ekstrak *aloe vera* berbeda terhadap intensitas *Monogenea* dan *Trichodina* sp. pada ikan nila

Multiple Comparisons

Tukey HSD

Dependent Variable	(I) Perlakuan	(J) Perlakuan	Mean Difference (I-J)	Std. Error	Sig.	95% Confidence Interval	
						Lower Bound	Upper Bound
Intensitas <i>Monogenea</i>	A : 0 gr/kg pakan Ekstrak Aloe vera	B : 5 gr/kg pakan Ekstrak Aloe vera	9.111333*	2.219443	.014	2.00390	16.21877
		C : 10 gr/kg pakan Ekstrak Aloe vera	10.778000*	2.219443	.006	3.67056	17.88544
		D : 15 gr/kg pakan Ekstrak Aloe vera	7.888667*	2.219443	.031	.78123	14.99610
	B : 5 gr/kg pakan Ekstrak Aloe vera	A : 0 gr/kg pakan Ekstrak Aloe vera	-9.111333*	2.219443	.014	-16.21877	-2.00390
		C : 10 gr/kg pakan Ekstrak Aloe vera	1.666667	2.219443	.874	-5.44077	8.77410
		D : 15 gr/kg pakan Ekstrak Aloe vera	-1.222667	2.219443	.944	-8.33010	5.88477
	C : 10 gr/kg pakan Ekstrak Aloe vera	A : 0 gr/kg pakan Ekstrak Aloe vera	-10.778000*	2.219443	.006	-17.88544	-3.67056
		B : 5 gr/kg pakan Ekstrak Aloe vera	-1.666667	2.219443	.874	-8.77410	5.44077
		D : 15 gr/kg pakan Ekstrak Aloe vera	-2.889333	2.219443	.587	-9.99677	4.21810
	D : 15 gr/kg pakan Ekstrak Aloe vera	A : 0 gr/kg pakan Ekstrak Aloe vera	-7.888667*	2.219443	.031	-14.99610	-.78123
		B : 5 gr/kg pakan Ekstrak Aloe vera	1.222667	2.219443	.944	-5.88477	8.33010
		C : 10 gr/kg pakan Ekstrak Aloe vera	2.889333	2.219443	.587	-4.21810	9.99677
Intensitas <i>Trichodina</i> sp	A : 0 gr/kg pakan Ekstrak Aloe vera	B : 5 gr/kg pakan Ekstrak Aloe vera	5.000000	3.606480	.540	-6.54922	16.54922
		C : 10 gr/kg pakan Ekstrak Aloe vera	13.333333*	3.606480	.025	1.78412	24.88255
		D : 15 gr/kg pakan Ekstrak Aloe vera	16.444333*	3.606480	.008	4.89512	27.99355
	B : 5 gr/kg pakan Ekstrak Aloe vera	A : 0 gr/kg pakan Ekstrak Aloe vera	-5.000000	3.606480	.540	-16.54922	6.54922
		C : 10 gr/kg pakan Ekstrak Aloe vera	8.333333	3.606480	.175	-3.21588	19.88255
		D : 15 gr/kg pakan Ekstrak Aloe vera	11.444333	3.606480	.052	-.10488	22.99355
	C : 10 gr/kg pakan Ekstrak Aloe vera	A : 0 gr/kg pakan Ekstrak Aloe vera	-13.333333*	3.606480	.025	-24.88255	-1.78412
		B : 5 gr/kg pakan Ekstrak Aloe vera	-8.333333	3.606480	.175	-19.88255	3.21588
		D : 15 gr/kg pakan Ekstrak Aloe vera	3.111000	3.606480	.824	-8.43822	14.66022
	D : 15 gr/kg pakan Ekstrak Aloe vera	A : 0 gr/kg pakan Ekstrak Aloe vera	-16.444333*	3.606480	.008	-27.99355	-4.89512
		B : 5 gr/kg pakan Ekstrak Aloe vera	-11.444333	3.606480	.052	-22.99355	.10488
		C : 10 gr/kg pakan Ekstrak Aloe vera	-3.111000	3.606480	.824	-14.66022	8.43822

Intensitas Monogenea

Tukey HSD^a

Perlakuan	N	Subset for alpha = 0.05	
		1	2
C: 10 gr/kg pakan Ekstrak Aloe vera	3	17.22200	
B: 5 gr/kg pakan Ekstrak Aloe vera	3	18.88867	
D: 15 gr/kg pakan Ekstrak Aloe vera	3	20.11133	
A : 0 gr/kg pakan Ekstrak Aloe vera	3		28.00000
Sig.		.587	1.000

Means for groups in homogeneous subsets are displayed.

a. Uses Harmonic Mean Sample Size = 3.000.

Intensitas Trichodinasp

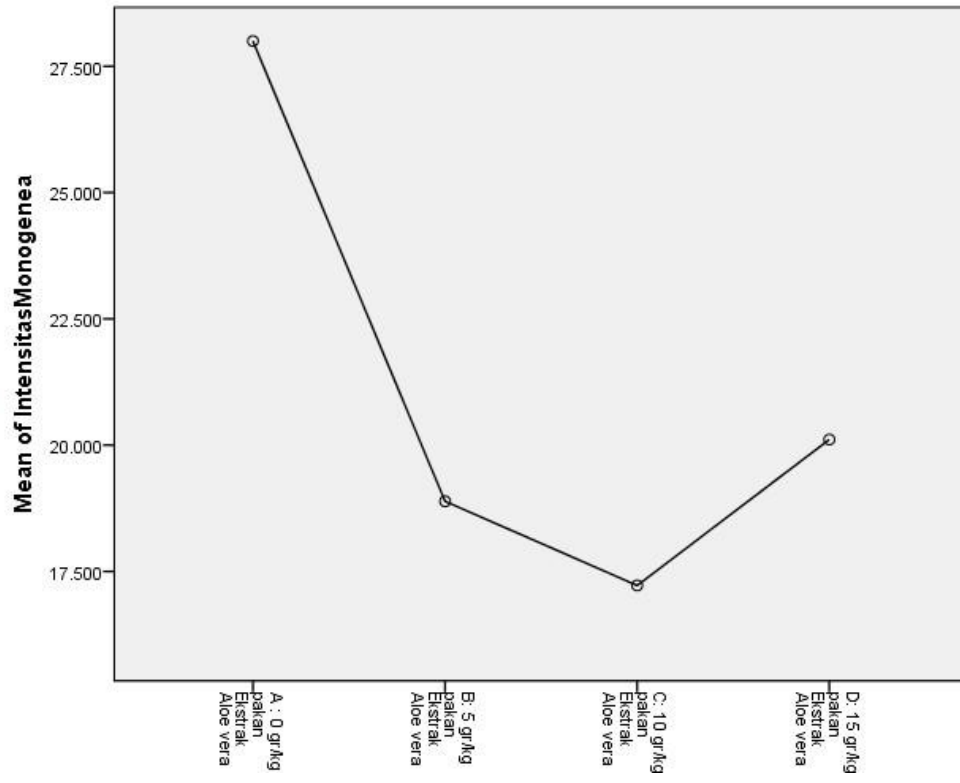
Tukey HSD^a

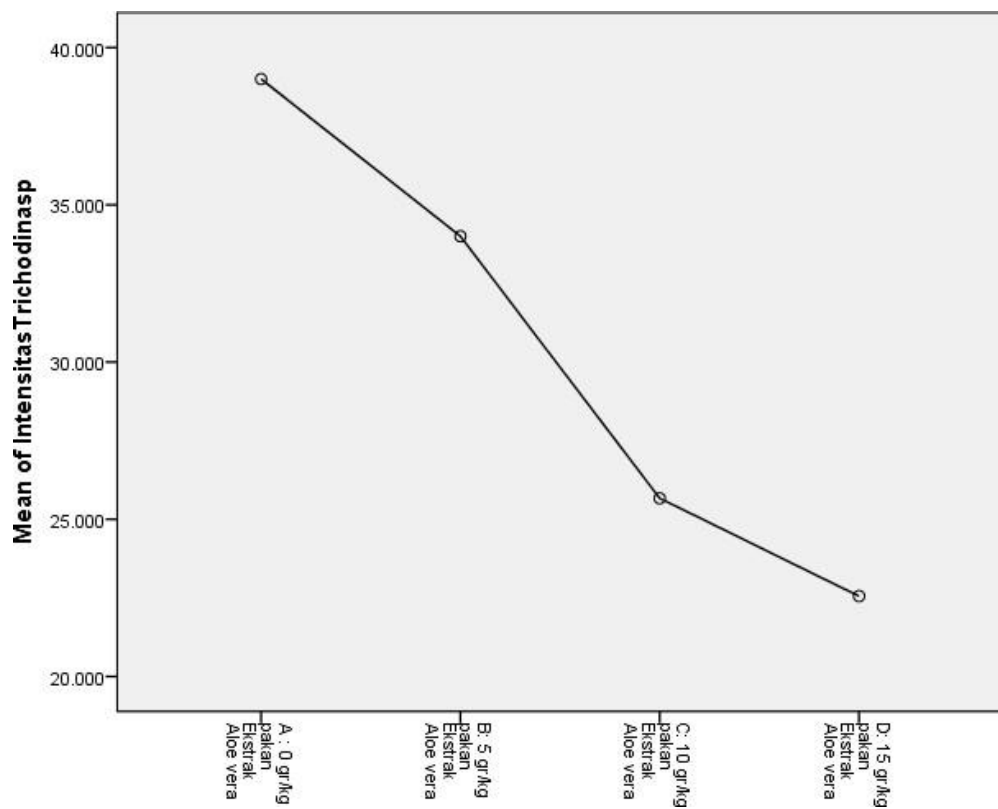
Perlakuan	N	Subset for alpha = 0.05	
		1	2
D: 15 gr/kg pakan Ekstrak Aloe vera	3	22.55567	
C: 10 gr/kg pakan Ekstrak Aloe vera	3	25.66667	
B: 5 gr/kg pakan Ekstrak Aloe vera	3	34.00000	34.00000
A : 0 gr/kg pakan Ekstrak Aloe vera	3		39.00000
Sig.		.052	.540

Means for groups in homogeneous subsets are displayed.

a. Uses Harmonic Mean Sample Size = 3.000.

Means Plots





Lampiran 5. Hasil anova survival rate dan laju pertumbuhan pada ikan nila

		ANOVA				
		Sum of Squares	df	Mean Square	F	Sig.
SurvivalRate	Between Groups	625.000	3	208.333	1.389	.315
	Within Groups	1200.000	8	150.000		
	Total	1825.000	11			
LajuPertumbuhanBobot	Between Groups	.879	3	.293	1.081	.410
	Within Groups	2.167	8	.271		
	Total	3.045	11			
LajuPertumbuhanPanjang	Between Groups	1.894	3	.631	4.336	.043
	Within Groups	1.165	8	.146		
	Total	3.059	11			

Lampiran 6. Uji lanjut w-tuckey penambahan dosis ekstrak *Aloe vera* berbeda terhadap sintasan dan pertumbuhan pada ikan nila (*O. niloticus*)

Multiple Comparisons

Tukey HSD

Dependent Variable	(I) Perlakuan	(J) Perlakuan	Mean	Std. Error	Sig.	95% Confidence Interval		
			Difference (I-J)			Lower Bound	Upper Bound	
Survival Rate	A : 0 gr Aloe vera / kg Pakan	B: 5 gr Aloe vera / kg Pakan	-16.666667	10.000000	.398	-48.690187	15.356853	
		C : 10 gr Aloe vera / kg Pakan	-16.666667	10.000000	.398	-48.690187	15.356853	
		D: 15 gr Aloe vera / kg Pakan	-16.666667	10.000000	.398	-48.690187	15.356853	
	B: 5 gr Aloe vera / kg Pakan	A : 0 gr Aloe vera / kg Pakan	16.666667	10.000000	.398	-15.356853	48.690187	
		C : 10 gr Aloe vera / kg Pakan	.000000	10.000000	1.000	-32.023520	32.023520	
	C : 10 gr Aloe vera / kg Pakan	B: 5 gr Aloe vera / kg Pakan	D: 15 gr Aloe vera / kg Pakan	.000000	10.000000	1.000	-32.023520	32.023520
			A : 0 gr Aloe vera / kg Pakan	16.666667	10.000000	.398	-15.356853	48.690187
		D: 15 gr Aloe vera / kg Pakan	.000000	10.000000	1.000	-32.023520	32.023520	
	D: 15 gr Aloe vera / kg Pakan	A : 0 gr Aloe vera / kg Pakan	16.666667	10.000000	.398	-15.356853	48.690187	
B: 5 gr Aloe vera / kg Pakan		.000000	10.000000	1.000	-32.023520	32.023520		

		B: 5 gr Aloe vera / kg Pakan	.0000000	10.0000000 0	1.000	-32.023520	32.023520
		C : 10 gr Aloe vera / kg Pakan	.0000000	10.0000000 0	1.000	-32.023520	32.023520
LajuPertumbuhanBobot	A : 0 gr Aloe vera / kg Pakan	B: 5 gr Aloe vera / kg Pakan	- .0663333	.4249292	.999	-1.427106	1.294440
		C : 10 gr Aloe vera / kg Pakan	- .0333333	.4249292	1.000	-1.394106	1.327440
		D: 15 gr Aloe vera / kg Pakan	.5893333	.4249292	.540	-.771440	1.950106
	B: 5 gr Aloe vera / kg Pakan	A : 0 gr Aloe vera / kg Pakan	.0663333	.4249292	.999	-1.294440	1.427106
		C : 10 gr Aloe vera / kg Pakan	.0330000	.4249292	1.000	-1.327773	1.393773
		D: 15 gr Aloe vera / kg Pakan	.6556667	.4249292	.458	-.705106	2.016440
	C : 10 gr Aloe vera / kg Pakan	A : 0 gr Aloe vera / kg Pakan	.0333333	.4249292	1.000	-1.327440	1.394106
		B: 5 gr Aloe vera / kg Pakan	- .0330000	.4249292	1.000	-1.393773	1.327773
		D: 15 gr Aloe vera / kg Pakan	.6226667	.4249292	.498	-.738106	1.983440
	D: 15 gr Aloe vera / kg Pakan	A : 0 gr Aloe vera / kg Pakan	- .5893333	.4249292	.540	-1.950106	.771440
		B: 5 gr Aloe vera / kg Pakan	- .6556667	.4249292	.458	-2.016440	.705106
		C : 10 gr Aloe vera / kg Pakan	- .6226667	.4249292	.498	-1.983440	.738106

LajuPertumbuhanPakan	A : 0 gr Aloe vera / kg Pakan	B: 5 gr Aloe vera / kg Pakan	- 1.056000 0*	.3115612	.038	-2.053729	-.058271
		C : 10 gr Aloe vera / kg Pakan	- .8560000	.3115612	.095	-1.853729	.141729
		D: 15 gr Aloe vera / kg Pakan	- .6893333	.3115612	.199	-1.687062	.308395
	B: 5 gr Aloe vera / kg Pakan	A : 0 gr Aloe vera / kg Pakan	1.056000 0*	.3115612	.038	.058271	2.053729
		C : 10 gr Aloe vera / kg Pakan	.2000000	.3115612	.915	-.797729	1.197729
		D: 15 gr Aloe vera / kg Pakan	.3666667	.3115612	.657	-.631062	1.364395
	C : 10 gr Aloe vera / kg Pakan	A : 0 gr Aloe vera / kg Pakan	.8560000	.3115612	.095	-.141729	1.853729
		B: 5 gr Aloe vera / kg Pakan	- .2000000	.3115612	.915	-1.197729	.797729
		D: 15 gr Aloe vera / kg Pakan	.1666667	.3115612	.948	-.831062	1.164395
	D: 15 gr Aloe vera / kg Pakan	A : 0 gr Aloe vera / kg Pakan	.6893333	.3115612	.199	-.308395	1.687062
		B: 5 gr Aloe vera / kg Pakan	- .3666667	.3115612	.657	-1.364395	.631062
		C : 10 gr Aloe vera / kg Pakan	- .1666667	.3115612	.948	-1.164395	.831062

*. The mean difference is significant at the 0.05 level.

Survival Rate

Tukey HSD^a

Perlakuan	N	Subset for alpha = 0.05	
		1	
A : 0 gr Aloe vera / kg Pakan	3	70.000000	
B: 5 gr Aloe vera / kg Pakan	3	86.666667	
C : 10 gr Aloe vera / kg Pakan	3	86.666667	
D: 15 gr Aloe vera / kg Pakan	3	86.666667	
Sig.		.398	

Means for groups in homogeneous subsets are displayed.

a. Uses Harmonic Mean Sample Size = 3.000.

LajuPertumbuhanBobot

Tukey HSD^a

Perlakuan	N	Subset for alpha = 0.05	
		1	
D: 15 gr Aloe vera / kg Pakan	3	3.199667	
A : 0 gr Aloe vera / kg Pakan	3	3.789000	
C : 10 gr Aloe vera / kg Pakan	3	3.82	
B: 5 gr Aloe vera / kg Pakan	3	3.855333	
Sig.		.458	

Means for groups in homogeneous subsets are displayed.

a. Uses Harmonic Mean Sample Size = 3.000.

