

DAFTAR PUSTAKA

- Abbas, A.K., Litchman, A.H., Pillai, S.2015. Cellular and molecular immunology 8th ed. Philadelphia:Elsevier Health Sciences.
- Aggarwal B, Kumar A, Bharti AC.2003. Anticancer potential of curcumin: preclinical and clinical studies. *Anticancer Res* 23: 363-398
- Agrawal R., sandhu S.K., Sharma I., Kaur I.P., 2014. Development and Evaluation of Curcumin-Loaded Elastic Vesicle as an Effective Topical anti-inflammatory Formulation. *AAPS PharmSciTech*
- Akbik, D., Ghadiri, M., Chrzanowski, W., & Rohanzadeh, R. 2014. Curcumin as a wound healing agent. *Life Sciences*, 116(1), 1–7.
- Akiharu Kubo, Masayuki Amagai, 2018. Skin Barrier. *Dermatología en Medicina General*. 9th. Vol.1. New York: McGraw-Hill, 2019: p. 1884-1891
- Antoine N, Girard D.2013. Mechanism involved in curcumin-induced human neutrophil apoptosis: Evidence that curcumin activates the endoplasmic reticulum stress-induced cell apoptosis pathway. *Sage open medicine*
- Barzegar, A. & Moosavi-Movahedi, A. A. Intracellular ROS Protection Efficiency and Free Radical-Scavenging Activity of Curcumin. *RIFS*. 2011. Vol (6). P : 1-7.
- Chanchal Deep Kaur; Mpharm; dan Swarnlata Saraf. Topical vesicular formulations of Curcuma longa extract on recuperating the ultraviolet radiation-damaged skin. *Journal of Cosmetic Dermatology*. 2011. Vol (10).
- Chen C.C, Liu X, Li Y., Liang H., Li K., Li J., Cheng C., Liu X., Zhong S., Li L., Wang Y., 2017. Effect of Acupuncture on 1-Chloro-2,4-dinitrochlorobenzene-induced Allergic Contact Dermatitis in Mice. *J. Acupunct Meridian Stud*. 10(4):252-260

Chen, L., et al. 2018. "Inflammatory responses and inflammation-associated diseases in organs." *9*(6): 7204.

Djawad K. 2019. Curcuma Longa Efek Proteksi terhadap Paparan Ultra Violet. UPT Unhas Press: 5-7

Edwards R.L., Luis P.B., Joseph A.I., Presley S.H., Chaturvedi R., Schneider C., 2017. anti-Inflammatory activity of Curcumin is mediated by its Oxidative Metabolites. *The J. Biol. Chem.* 292 (52):21243-21252

Fadus M, lau C, Bichandani J, Lynch H, 2017. Curcumin: An age-old anti inflammatory and anti-neoplastic agent. *Journal of Traditional and Complementary Medicine*, 7 (2017) 339-346

Fujiastuti T, Sugihartini N, 2015. Sifat fisik dan daya iritasi gel ekstrak etanol herba pegagan (*Centella asiatica L.*) dengan varaisi jenis gelling agent. *Pharmacy*, vol.12 No.01

Guo H, Callaway J.B, Ting J. 2016. Inflammasomes: mechanism of action, Role in Disease and therapeutics. *Nat Med.* July; 21(7): 677-687

Harshada S. Ishi; S.P. Pawar dan S.T. Patil. A Reserch: Design, Development And Evaluation Of Herbal Skin Lightening Cream. *World Journal of Pharmacy and Pharmaceutical Sciences.* 2017. Vol (6).

He Y, Yue Y., Zheng X., Zhang K, Chen S., Du Z. 2015. Curcumin, Inflammation, and Chronic Disease: How are They Linked? *Molecules.* 20: 9183-9213

Heng MCY, 2017. Topical Curcumin: A Review of Mechanisms and uses in Dematology. *Int J. Dermatol Clin Res* 3 (1): 010-017

Heng, M. C. Y. Curcumin Targeted Signaling Pathways: Basis For Anti-Photoaging And Anti-Carcinogenic Therapy. *International Journal of Dermatology.* 2010. Vol (49). P : 608-622.

Heo J.H., Heo Y., Lee H.J., Kim M., Shin H.Y., 2018. Topical anti-inflammatory and anti-oxidative effect of porcine placenta extract on 2,4-dinitrochlorobenzene-induced contact dermatitis. *BMC Complementary and Alternative Medicine.* 18: 331

Hew, J, Solon-Biet S.M, McMahon, A.C, Ruohonen K., Raubenheimer D, Ballard J.W, Le Couter D.G., Nicholis C., Li Z, Maitz P.K, Wang Y, Simpson S. 2016. The effects of dietary macronutrient balance on skin structure in aging male and female mice. *PloS ONE* 11(11): e0166175.

doi:10.1371/journal.pone.0166175

Jurenka J.S.,2009. Antinflammatory Properties of Curcumin, a major constituent of *Curcuma longa*: A review of preclinical and clinical research. *Alternative medicine* 4(2).

Kocaadam B., Sanlier N., 2017. Curcumin, an Active Component of Turmeric (*Curcuma Longa*), and Its Effects on Health. *Critical Reviews in Food Science and Nutrition*. 57 (13): 2889-2895

Kulac, M., Aktas, C., Tulubas, F., Uygur, R., Kanter, M., Erboğa, M., Ozen, O. A. 2013. The effects of topical treatment with curcumin on burn wound healing in rats. *Journal of Molecular Histology*, 44(1), 83–90.

Kunnumakkar A.B., Bordoloi D, Padmavathi G., Monisha J.2017. Curcumin, the golden nutraceutical: multitargeting for multiple chronic diseases. *British Journal of Pharmacology*.174:1325-1348

Labban, L., 2014. Medical and Pharmacological Properties of Turmeric (*Curcuma longa*): A Review. *Int J. Pharm Biomes Sci* 5(1):17-23

Marzaimi, I. N. and W. M. Aizat (2019). Current Review on Mangosteen Usages in Antiinflammation and Other Related Disorders. *Bioactive Food as Dietary Interventions for Arthritis and Related Inflammatory Diseases*, Elsevier: 273-289.

Mohanty, C., & Sahoo, S. K. 2017. Curcumin and its topical formulations for wound healing applications. *Drug Discovery Today*, 22(10), 1582–1592.

Nedorost, S.T., 2019. Irritant Dermatitis. In: Kang S, Amagai M, Bruckner AL, Enk AH, Morgolis DJ, McMichael AJ, et al., editors. *Fitzpatrick's Dermatology 9th Ed*: McGraw-Hill Education; 2019. p. 418

Panahi Y, Fazlollahzadeh O, Atkin S.L. Majeed M., Butler A.E, Johnson T.P, Sahebkar A. 2018. Evidence of curcumin and curcumin analogue effects in skin diseases: A narrative review. *J.Cell Physiol*. 2018; 1 – 14

Paramita, S., Kosala, K., Dzulkifli, D., Saputr, D. I. Wijayanti, E. 2017. Anti-inflammatory activities of ethnomedicinal plants from Dayak Abai in North Kalimantan, Indonesia. *Biodiversitas Journal of Biological Diversity*, 18, 1556-1561.

Pasparakis, M., et al. (2014). "Mechanisms regulating skin immunity and inflammation." **14**(5): 289.

Priyadarsini, K. I. The Chemistry of Curcumin: From Extraction to Therapeutic Agent. *Molecules Journal*. 2014. Vol (19). P : 20091-20112.

Sathi A.S., 2017. A Review on phammacological and cosmeceutical properties of *Curcuma longa*. *International Journal pf Pharmaceutical Science and Research*.2(1):09-16

Shotriya S., Ranpise N., Satpute P., Vidhate B., 2018. Skin Targetting of Curcumin Solid Lipid nanoparticles-engrossed Topical Gel for The Treatment of Pigmentation and Irritant Contact Dermatitis. *Artificial, Cells, nanomedicine and Biotechnology*. 46(7): 1471-1482

Spriggs S., Sheffield D., Olayanju A., Kitteringham N.R., Naisbitt D.J, Aleksic M., 2016. Effect of repeated daily dosing with 2,4-DinitroChlorobenzene on Glutathione Bioynthesis and Nrf activation in reconstructed human epidermis. *Toxicological sciences*.154(1); 5 – 15

Sutjahjokartiko S, 2017. Pengaruh konsentrasi pengawet dmdm hydantoin terhadap karakteristik, stabilitas fisika dan PH pada *water based pomade* yang mengandung ekstrak *aloe vera*. *Calyptra*. Vol.6 No.2

Wahid, S, Miskad U.A, 2016. *Imunologi Lebih Mudah Dipahami*. Surabaya: Brillian Internasional


Wufuer, M., Lee, G., Hur W., Jeon, B., Kim,B.J., Choi, T.H, Lee,S.2016. Skin-on-a-chip model simulating inflammation, edema and drug-based treatment. *Scientific reports*,6,37471

Yuling Long, Wenpeng Zhang. Simultaneous determination of three curcuminoids in *Curcuma longa* L. by high performance liquid chromatography coupled with electrochemical detection. *Journal of Pharmaceutical Analysis*. 2014. Vol 4 (5): 325-330


Zhang E.Y., Chen A.Y., Zhu B.T.2009. Mechanisme of Dinitrochlorobenzene-Induced Dermatitis in Mice: Role of Spesific Antibodies in Pathogenesis. *PlosOne*. 4(11):7703

LAMPIRAN

Lampiran 1





KEMENTERIAN PENDIDIKAN DAN KEBUDAYAAN
 UNIVERSITAS HASANUDDIN FAKULTAS KEDOKTERAN
 KOMITE ETIK PENELITIAN KESEHATAN
 RSPTN UNIVERSITAS HASANUDDIN
 RSUP Dr. WAHIDIN SUDIROHUSODO MAKASSAR
 Sekretariat : Lantai 2 Gedung Laboratorium Terpadu
 JL.PERINTIS KEMERDEKAAN KAMPUS TAMALANREA KM.10 MAKASSAR 90245.
 Contact Person: dr. Agus salim Bukhari, MMed,PhD, SpGK TELP. 081241850858, 0411 5780103, Fax : 0411-581431



REKOMENDASI PERSETUJUAN ETIK
 Nomor : 534/UN4.6.4.5.31/PP36/2020
 Tanggal: 7 September 2020

Dengan ini Menyatakan bahwa Protokol dan Dokumen yang Berhubungan Dengan Protokol berikut ini telah mendapatkan Persetujuan Etik :

No Protokol	UH20070289	No Sponsor Protokol	
Peneliti Utama	Dr.dr. Faridha Ilyas,SpKK,FINSDV,FAADV	Sponsor	
Judul Peneliti	Efek Topikal Gel Ekstrak Kurkumin Terhadap Inflamasi Kulit, TNF- α dan TGF- β Mencit Albino Yang Diinduksi 2,4 Dinitrochlorobenzene		
No Versi Protokol	1	Tanggal Versi	8 Juli 2020
No Versi PSP		Tanggal Versi	
Tempat Penelitian	Laboratoium Fakultas Kedokteran Universitas Hasanuddin Makassar		
Jenis Review	<input type="checkbox"/> Exempted <input checked="" type="checkbox"/> Expedited <input type="checkbox"/> Fullboard Tanggal	Masa Berlaku 7 September 2020 sampai 7 September 2021	Frekuensi review lanjutan
Ketua Komisi Etik Penelitian Kesehatan FKUH	Nama Prof.Dr.dr. Suryani As'ad, M.Sc.,Sp.GK (K)	Tanda tangan	
Sekretaris Komisi Etik Penelitian Kesehatan FKUH	Nama dr. Agus salim Bukhari, M.Med.,Ph.D.,Sp.GK (K)	Tanda tangan	

Kewajiban Peneliti Utama:

- Menyerahkan Amandemen Protokol untuk persetujuan sebelum di implementasikan
- Menyerahkan Laporan SAE ke Komisi Etik dalam 24 jam dan dilengkapi dalam 7 hari dan Lapor SUSAR dalam 72 jam setelah Peneliti Utama menerima laporan
- Menyerahkan Laporan Kemajuan (progress report) setiap 6 bulan untuk penelitian resiko tinggi dan setiap setahun untuk penelitian resiko rendah
- Menyerahkan laporan akhir setelah Penelitian berakhir
- Melaporkan penyimpangan dari prokol yang disetujui (protocol deviation / violation)
- Mematuhi semua peraturan yang ditentukan

Lampiran 2

Pharmaceutical Chemistry laboratory, Faculty of Pharmacy, UNHAS



Certificate of Analysis

Product Description: Gel
Catalog Number: 101
Lot: QR13341

Formula: Curcumin, Carbomer, TEA, Glys, Hydantoin CAS #: 9004-53-9 Physical Description: Gel	Formula Weight: N/A Storage: 15-30 °C
--	--

Test	Specification	Result
Identity Test	Passes	Passes
Source		
Moisture	Report Result	6.56%
pH	Report Result	

Head of Laboratory,

Dr. Yusnita Rifai

Lampiran 3

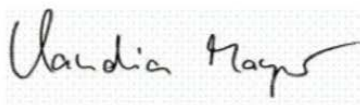
SIGMA-ALDRICH

3050 Spruce Street, Saint Louis, MO 63103 USA
Email USA: techserv@sial.com Outside USA: eurtechserv@sial.com

Certificate of Analysis

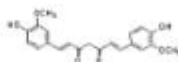
Product Name: 1-CHLORO-2,4-DINITROBENZENE
97 %
Product Number: 138630
Batch Number: STBJ0984
Brand: Aldrich
CAS Number: 97-00-7
Formula: $\text{ClC}_6\text{H}_3(\text{NO}_2)_2$
Formula Weight: 202.55
Quality Release Date: 27 MAR 2019

TEST	SPECIFICATION	RESULT
APPEARANCE (COLOR)	FAINT YELLOW TO YELLOW TO BROWN	FAINT YELLOW
APPEARANCE (FORM)	POWDER OR CRYSTALS OR SOLID OR CHUNKS	POWDER
PURITY (GC AREA %)	≥ 96.5 %	> 99.9 %
INFRARED SPECTRUM	CONFORMS TO STRUCTURE	CONFORMS
PROTON NMR SPECTRUM	CONFORMS TO STRUCTURE	CONFORMS



Claudia Mayer
Manager Quality Control
Steinheim, Germany

Product Specification

Product Name:
Curcumin - from Curcuma longa (Turmeric), powderProduct Number: C1386
CAS Number: 458-37-7
MDL: MFCD00008365
Formula: C₂₁H₂₀O₆
Formula Weight: 368.38 g/mol
Storage Temperature: -20 °C

TEST	Specification
Appearance (Color)	Yellow to Orange
Appearance (Form)	Powder
Solubility (Color)	Yellow to Orange
Solubility (Turbidity)	Clear to Hazy
10 mg/mL, EtOH	
UV/VIS Absorbance	420 - 430 nm
Purity (HPLC)	≥ 65 %

Specification: PFD.2.ZDS.10000911852

Sigma-Aldrich warrants, that at the time of the quality release or subsequent retest date this product conformed to the information contained in this publication. The current Specification sheet may be available at SigmaAldrich.com. For further inquiries, please contact Technical Service. Purchaser must determine the suitability of the product for its particular use. See reverse side of invoice or packing slip for additional terms and conditions of sale.

Lampiran 4

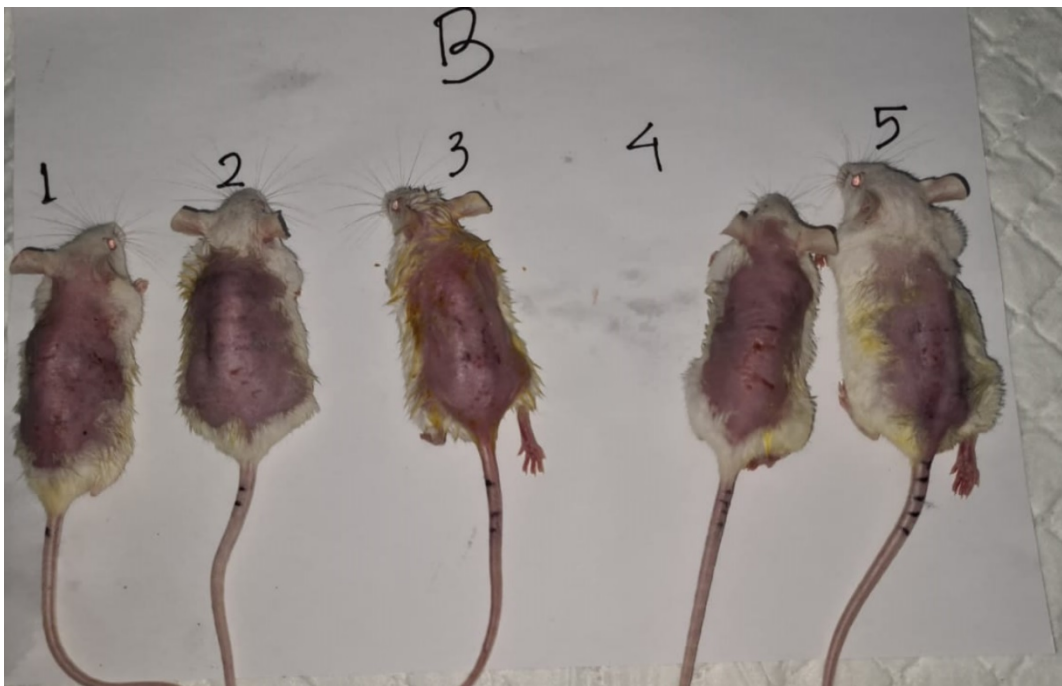
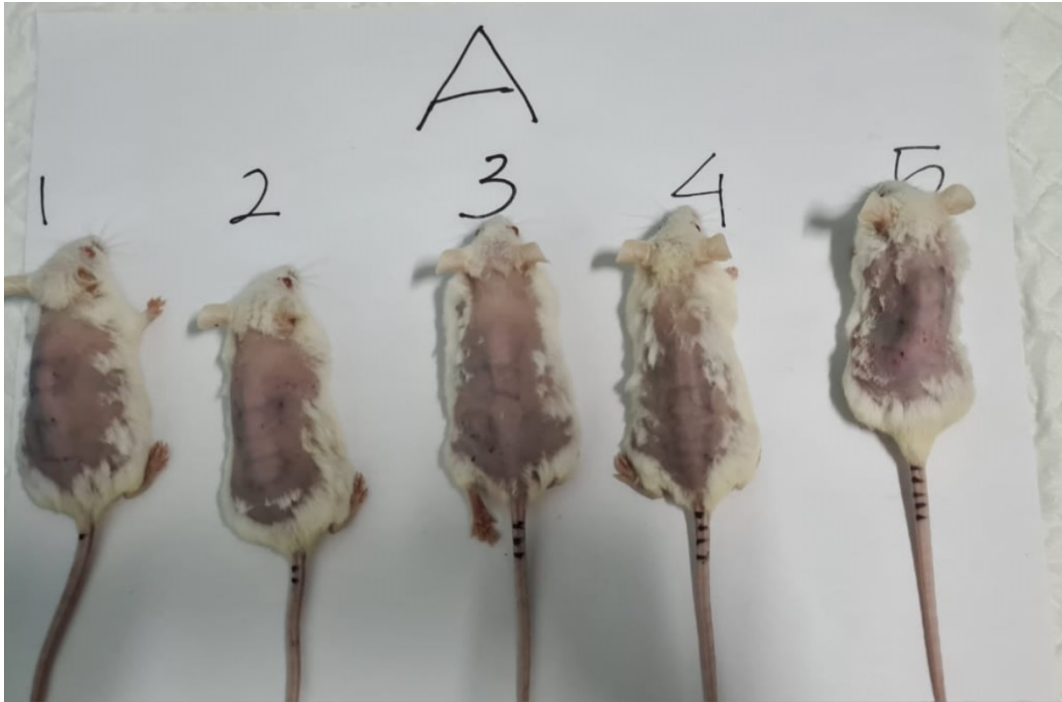


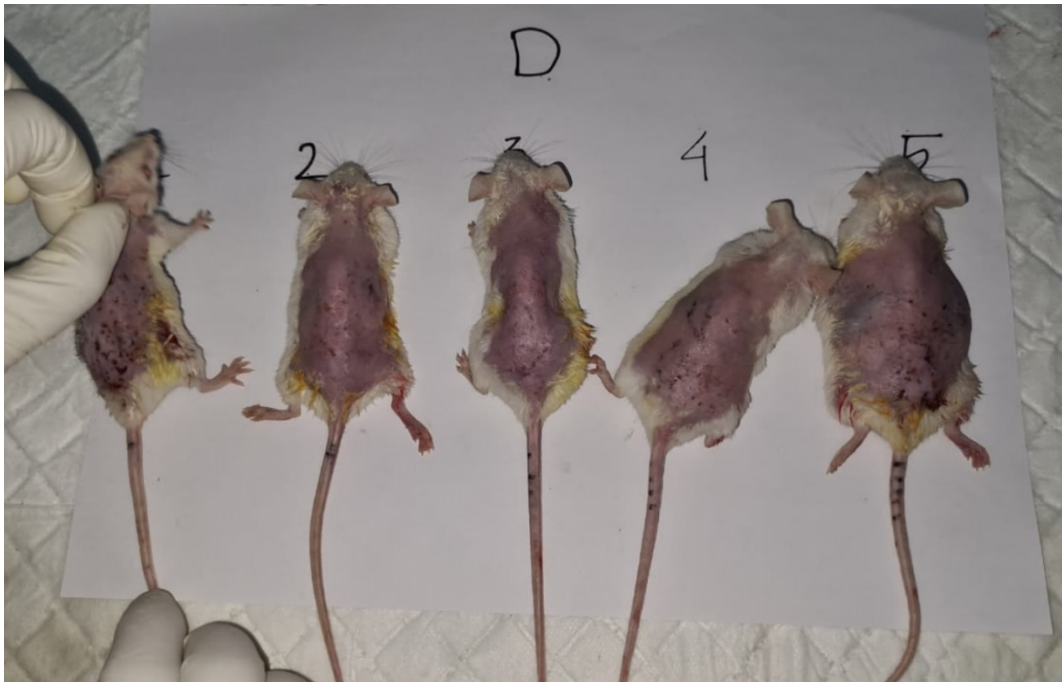
Lampiran 5

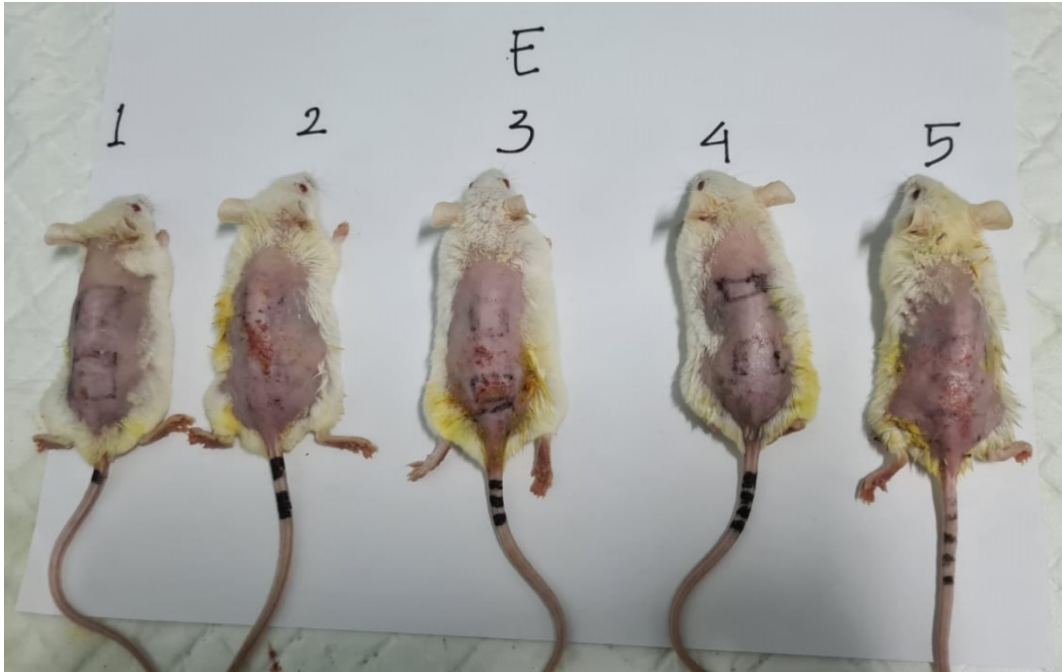






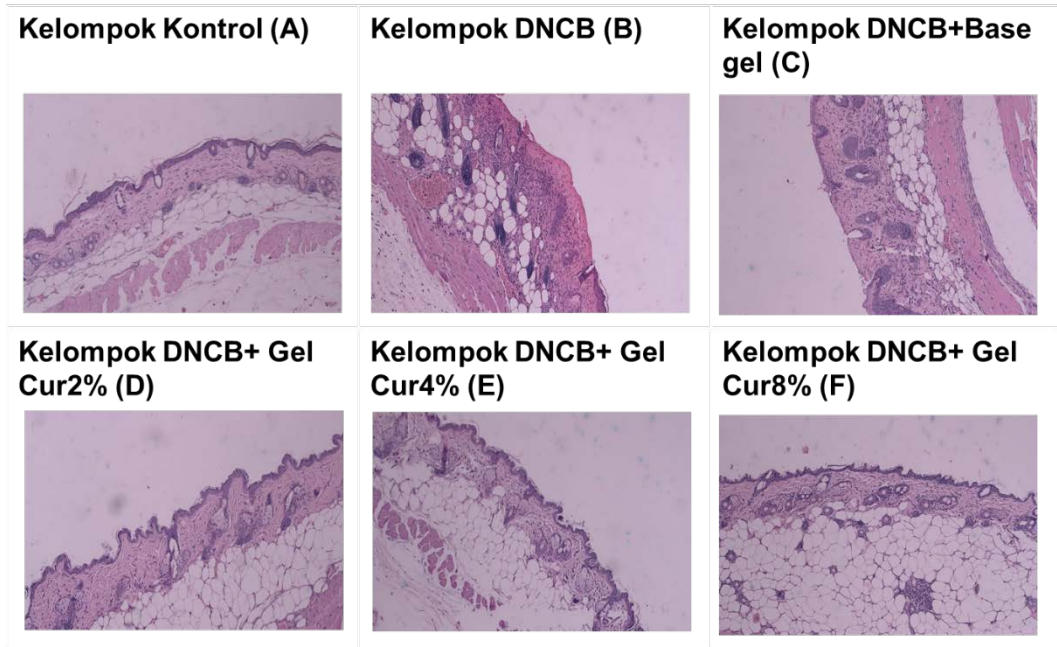




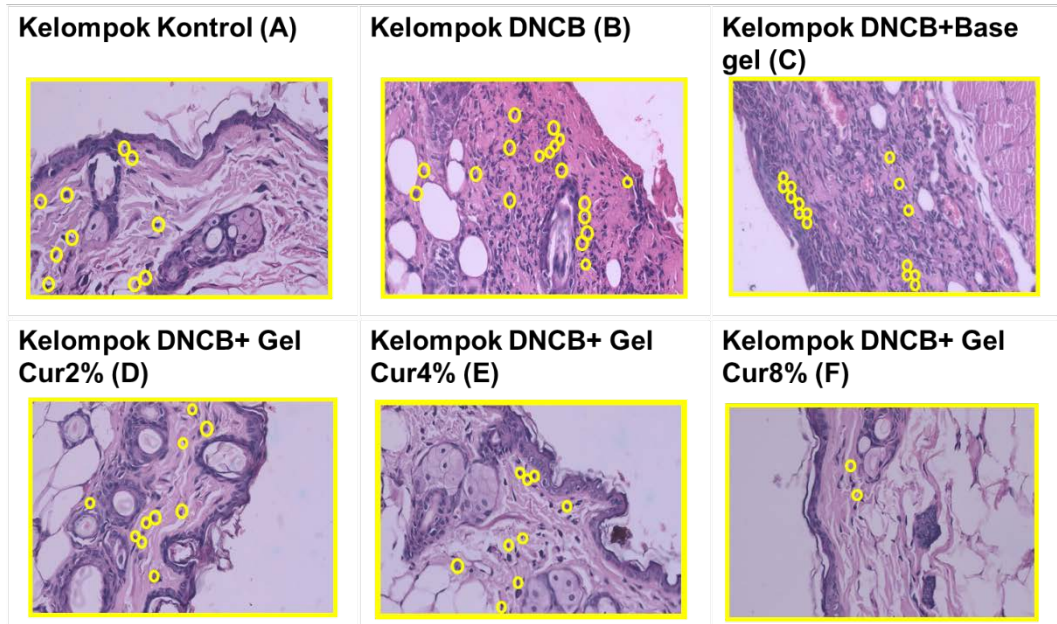




Lampiran 6



Lampiran 7



Lampiran 8

KELOMPOK	KETEBALAN EPIDERMIS				
	Pengukuran 1	Pengukuran 2	Pengukuran 3	Rerata Per Mencit	Rerata Per Kelompok
Kontrol 1	0,198	0,206	0,118	0,174	0,140
Kontrol 2	0,092	0,151	0,157	0,133	
Kontrol 3	0,157	0,151	0,173	0,160	
Kontrol 4	0,082	0,145	0,116	0,114	
Kontrol 5	0,101	0,152	0,108	0,120	
DNCB 1	0,000	0,080	0,036	0,039	0,075
DNCB 2	0,187	0,230	0,137	0,185	
DNCB 3	0,000	0,000	0,000	0,000	
DNCB 4	0,000	0,000	0,000	0,000	
DNCB 5	0,122	0,168	0,164	0,151	
DNCB+base gel 1	0,048	0,058	0,048	0,051	0,066
DNCB+base gel 2	0,077	0,056	0,022	0,052	
DNCB+base gel 3	0,286	0,168	0,229	0,228	
DNCB+base gel 4	0,000	0,000	0,000	0,000	
DNCB+base gel 5	0,000	0,000	0,000	0,000	
DNCB+gel Curcumin 2% 1	0,209	0,214	0,210	0,211	0,206
DNCB+gel Curcumin 2% 2	0,238	0,075	0,122	0,145	
DNCB+gel Curcumin 2% 3	0,190	0,126	0,136	0,151	
DNCB+gel Curcumin 2% 4	0,396	0,324	0,241	0,320	
DNCB+gel Curcumin 2% 5	0,150	0,271	0,182	0,201	
DNCB+gel Curcumin 4% 1	0,229	0,143	0,136	0,169	0,179
DNCB+gel Curcumin 4% 2	0,148	0,182	0,215	0,182	

DNCB+gel Curcumin 4% 3	0,297	0,255	0,232	0,261	
DNCB+gel Curcumin 4% 4	0,121	0,114	0,163	0,133	
DNCB+gel Curcumin 4% 5	0,173	0,182	0,096	0,150	
DNCB+gel Curcumin 8% 1	0,173	0,267	0,158	0,199	0,223
DNCB+gel Curcumin 8% 2	0,180	0,209	0,252	0,214	
DNCB+gel Curcumin 8% 3	0,180	0,216	0,303	0,233	
DNCB+gel Curcumin 8% 4	0,367	0,262	0,248	0,292	
DNCB+gel Curcumin 8% 5	0,187	0,122	0,223	0,177	

Lampiran 9

KELOMPOK	JUMLAH NETROFIL				
	Pengukuran 1	Pengukuran 2	Pengukuran 3	Rerata Per Mencit	Rerata Per Kelompok
Kontrol 1	9	10	9	9,33	12,87
Kontrol 2	10	8	7	8,33	
Kontrol 3	20	17	18	18,33	
Kontrol 4	10	8	9	9,00	
Kontrol 5	20	21	17	19,33	
DNCB 1	242	237	54	177,67	130,00
DNCB 2	26	50	55	43,67	
DNCB 3	287	385	316	329,33	
DNCB 4	97	74	50	73,67	
DNCB 5	49	11	17	25,67	
DNCB+base gel 1	69	35	11	38,33	203,00
DNCB+base gel 2	488	493	198	393,00	
DNCB+base gel 3	31	53	84	56,00	
DNCB+base gel 4	160	88	402	216,67	
DNCB+base gel 5	343	247	343	311,00	
DNCB+gel Curcumin 2% 1	19	17	11	15,67	12,07
DNCB+gel Curcumin 2% 2	10	12	10	10,67	
DNCB+gel Curcumin 2% 3	10	10	7	9,00	
DNCB+gel Curcumin 2% 4	12	12	6	10,00	
DNCB+gel Curcumin 2% 5	22	12	11	15,00	
DNCB+gel Curcumin 4% 1	9	10	10	9,67	10,00
DNCB+gel Curcumin 4% 2	6	9	14	9,67	

DNCB+gel Curcumin 4% 3	4	8	9	7,00	
DNCB+gel Curcumin 4% 4	9	13	11	11,00	
DNCB+gel Curcumin 4% 5	9	13	16	12,67	
DNCB+gel Curcumin 8% 1	7	7	4	6,00	10,07
DNCB+gel Curcumin 8% 2	7	14	15	12,00	
DNCB+gel Curcumin 8% 3	13	10	9	10,67	
DNCB+gel Curcumin 8% 4	13	14	12	13,00	
DNCB+gel Curcumin 8% 5	7	9	10	8,67	