

## DAFTAR PUSTAKA

- Abubakar, I. dkk. 1999, *Rekalaya lalu lintas*, DBSLLAK Direktorat Jenderal Perhubungan Darat Departemen Perhubungan, Jakarta
- Adisasmita, R., 2007, *Perencanaan jaringan Transportasi*, Makassar
- , 2007, *Pembangunan sektor Transportasi*, Makassar
- Andanawijaya, I.A., 2006, *Analisis Kinerja Prasarana Jalan Arteri Primer di Kabupaten Pangkep*, Tesis Program Pascasarjana Universitas Hasanuddin, Makassar
- Departemen Permukiman dan Prasarana Wilayah, 2001 *Pedoman Standar Pelayanan Minimal (SPM)*, Lampiran Keputusan Menteri Permukiman dan Prasarana Wilayah No. 534/KPTS/M/2001, Jakarta
- Departemen Pekerjaan Umum Direktorat Jenderal Bina Marga, 1997, *Manual Kapasitas Jalan Indonesia (MKJI)*, Jakarta.
- Hendarsin, S.L., 2000, *Perencanaan Teknik Jalan Raya*, Bandung
- Hobbs. 1995. *Perencanaan dan Teknik lalu lintas*, Edisi Kedua. Gaja Mada University Press, Yogyakarta
- Khisty, C.J. And Lall, B.K. 2003. *Dasar-Dasar Transportasi*, Penerbit ITB, Bandung, Alih Bahasa Miro F., Erlangga Jakarta
- Morlock, E.K., 1991 *Pengantar teknik dan perencanaan Transportasi*, Erlangga, Jakarta
- Munawar, A. 2005 *Dasar-Dasar Teknik Transportasi*, Yogyakarta
- Program Pascasarjana Universitas Hasanuddin. 2006 *Pedoman Penulisan Tesis dan Disertasi Edisi 4*. UNHAS, Makassar
- Tamin. OZ. 2000. *Perencanaan dan Permodelan Transportasi*, ITB, Edisi Kedua, Penerbit ITB, Bandung
- Undang-Undang Republik Indonesia No. 14 tahun 1992 tentang lalulintas dan angkutan jalan.
- Pemerintah Republik Indonesia. 2004, *Undang-Undang No. 38 Tahun 2004 tentang Jalan*, Jakarta

Peraturan Menteri Perhubungan RI No. : KM.14/2006 – *Sistem Manajemen dan Rekayasa Lalulintas di Jalan*, Web Kepmen

Rudiwan, 2003, *Dasar-Dasar Statistika*, Alfabeta, Bandung

Sujana, 1992, *Metode Statistika*, Tarsito, Bandung

Syahrir, 2007, *Kajian Tingkat Pelayanan Jalan Kolektor Primer (Studi Kasus : Jalan Ahmad Yani Kabupaten Takalar Provinsi Sulawesi Selatan)*, Tesis Program Pascasarjana Universitas Hasanuddin, Makassar

Usman H. dan Akbar, R.P.S, 1995, *Pengantar Statistika*, Bumi Aksara

Warpani P.S, 1990, *Merencanakan Sistem Perangkutan*, ITB

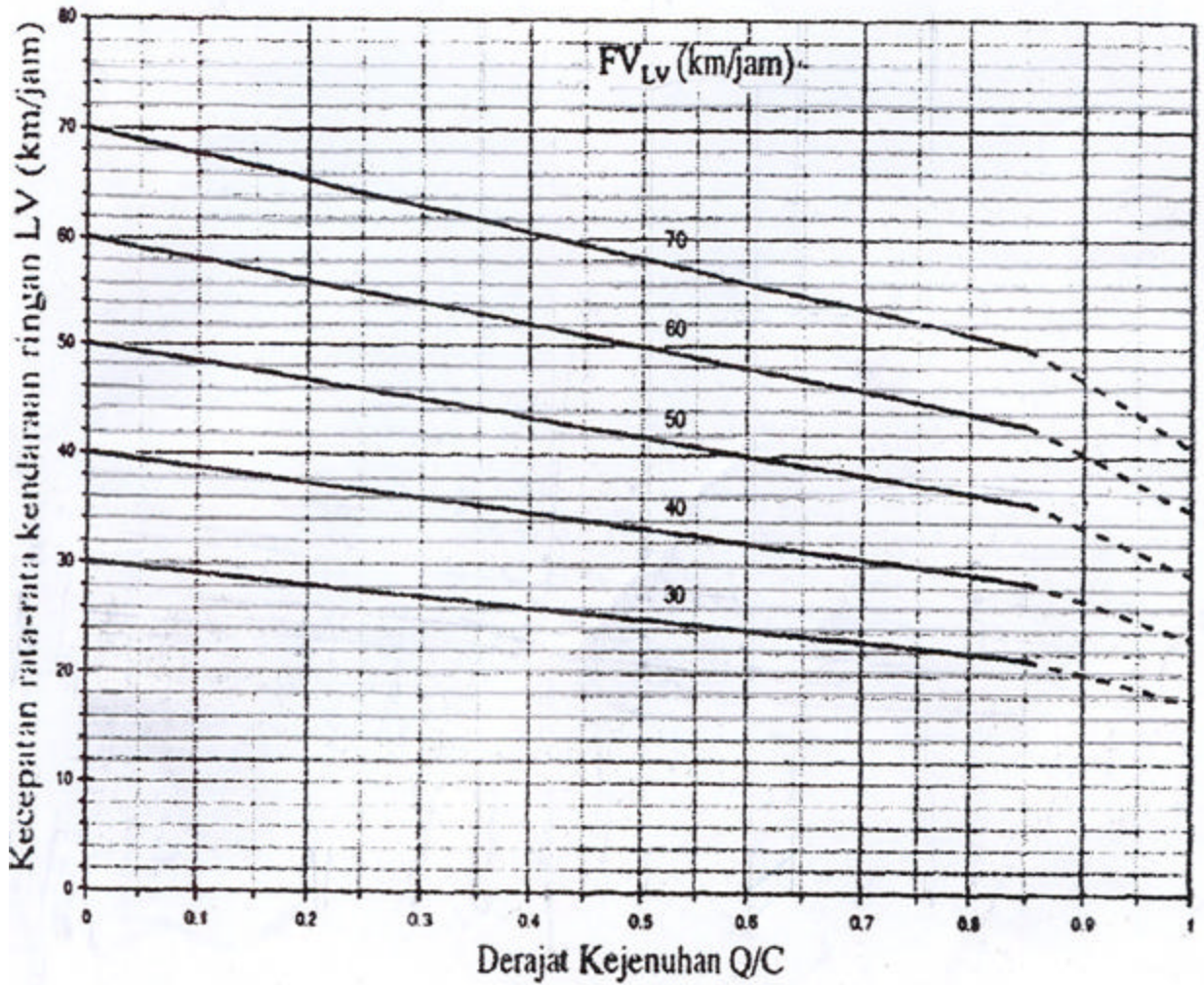
\_\_\_\_\_, 2002, *Pengelolaan Lalu Lintas dan Angkutan Jalan*, ITB

\_\_\_\_\_. 2006. Kabupaten Parigi Moutong Dalam Angka 2006, BPS kerja sama BAPPEDA Kabupaten Parigi Moutong.



Lampiran 1

Kecepatan sebagai fungsi dari DS untuk jalan 2/2 UD





## Lampiran 2

|  |                        |                               |                 |      |
|--|------------------------|-------------------------------|-----------------|------|
| <b>JALAN PERKOTAAN</b><br><b>FORMULIR UR-2: DATA MASUKAN</b><br>- ARUS LALU LINTAS<br>- HAMBATAN SAMPING | Tanggal                | : 16 April 2008               | Ditanganin oleh | : HZ |
|  | No. Ruas/Jalan         | : Jl. Trans Sulawesi          |                 |      |
|  | Segmen Antara          | : Jl. PLN dan Tk Sinar Rejeki |                 |      |
|  | Kode Segmen            | : A                           | Type daerah     |      |
| Periode Waktu  | : 06.00 s/d 18.00 wita |                               |                 |      |

Lalu lintas rata-rata tahunan

LHRT (kend/hari)  Pemisa arah1/arah2 =

Komposisi

|      |                      |    |                      |      |                      |
|------|----------------------|----|----------------------|------|----------------------|
| LV % | <input type="text"/> | HV | <input type="text"/> | MC % | <input type="text"/> |
|------|----------------------|----|----------------------|------|----------------------|

Data arus kendaraan/jam

| Baris | Type kend  | Kend. Ringan |         | Kend. Berat |         | Sepeda Motor |                              | Arus total Q |          |         |      |
|-------|------------|--------------|---------|-------------|---------|--------------|------------------------------|--------------|----------|---------|------|
|       |            | LV:          | 1,0     | HV:         | 1,2     | MC:          | 0,35                         |              |          |         |      |
| 1,1   | emp arah 1 | LV:          | 1,0     | HV:         | 1,2     | MC:          | 0,35                         |              |          |         |      |
| 1,2   | emp arah 2 | LV:          | 1,0     | HV:         | 1,2     | MC:          |                              |              |          |         |      |
| 2     | Arah       | kend/jam     | Smp/jam | kend/jam    | smp/jam | kend/jam     | smp/jam                      | Arah %       | kend/jam | smp/jam |      |
|       | 1          | 2            | 3       | 4           | 5       | 6            | 7                            | 8            | 9        | 10      |      |
| 3     | 1          | 220          | 220     | 16          | 19      | 471          | 165                          | 49           | 707      | 404     |      |
| 4     | 2          | 259          | 259     | 14          | 17      | 460          | 161                          | 51           | 733      | 437     |      |
| 5     | 1 + 2      | 479          | 479     | 30          | 36      | 931          | 326                          | 100          | 1440     | 841     |      |
| 6     |            |              |         |             |         |              | Pemisah arah, $SP=Q1/(Q1-2)$ |              | 50%      |         | 0,48 |
| 7     |            |              |         |             |         |              | Faktor smp, F SMP =          |              |          |         |      |

**KELAS HAMBATAN SAMPING**

Bila data rinci tersedia, gunakan tabel pertama untuk menentukan frekwensi berbobot kejadian, dan selanjutnya gunakan tabel kedua bila tidak digunakan hanya tabel kedua

**1 Penentuan frekwensi kejadian**

|  |                                |        |              |                    |                    |
|--|--------------------------------|--------|--------------|--------------------|--------------------|
| Perhitungan frekwensi perjam per 200 m dari segmen jalan yang diamati. Pada kedua sisi | Tipe kejadian hambatan samping | Simbol | Faktor Bobot | Frekwensi Kejadian | Frekwensi berbobot |
|  | 20                             | 21     | 22           | 23                 | 24                 |
|  | Pejalan kaki                   | PED    | 0,5          | 31 /jam,200m       | 16                 |
|  | Parkir, kendaraanberhenti      | PSV    | 1,0          | 70 /jam,200m       | 70                 |
|  | Kendaraan masuk+keluar         | EEV    | 0,7          | 231 /jam,200m      | 162                |
|  | Kendaraan lambat               | SMV    | 0,4          | 10 /jam,200m       | 4                  |
| Total  |                                |        |              |                    | 252                |

**2 Penentuan kelas hambatan samping**

| Frekwensi berbobot kejadian | Kondisi khusus   | Kelas hambatan samping |    |
|-----------------------------|--|------------------------|----|
| 30                          | 31   | 32                     | 33 |
| < 100                       | Pemukiman, hampir tidak ada kegiatan                           | Sangat rendah          | VL |
| 100 - 299                   | Pemukiman, beberapa angkutan umum,dll                          | Rendah                 | L  |
| 300 - 499                   | Daerah industri dengan toko -toko di sisi jalan                | Sedang                 | M  |
| 500 - 899                   | Daerah niaga dengan aktivitas sisi jalan yang tinggi           | Tinggi                 | H  |
| > 900                       | Daerah niaga dan aktivitas pasar sisi jalan yang sangat tinggi | Sangat tinggi          | VH |

## Lampiran 2

|                               |  |  |  |                |                         |                |      |
|-------------------------------|--|--|--|----------------|-------------------------|----------------|------|
| <b>JALAN PERKOTAAN</b>        |  |  |  | Tanggal        | : 16 April 2008         | Ditangani oleh | : HZ |
| <b>FORMULIR UR-3: ANALISA</b> |  |  |  | No. Ruas/Jalan | : Jl Trans Sulawesi     | Diperiksa oleh | : WS |
| <b>- KECEPATAN, KAPASITAS</b> |  |  |  | Kode Segmen    | : A                     |                |      |
|                               |  |  |  | Periode waktu  | : 0.6.00 s/d 18.00 wita | Nomor          |      |

**Kecepatan arus bebas kendaraan ringan**  $FV = (F_{VO} + F_{VW}) \times FFV_{SF} \times FFV_{CS}$

| Soal/<br>Arah | kecepatan<br>Arus<br>bebas dasar<br>$F_{VO}$<br>Tabel B-1:1<br>(Km/jam) | Faktor<br>penyesuaian<br>untuk lebar jalur<br>$F_{VW}$<br>Tabel B-2:1<br>(Km/jam) | $F_{VO}+F_{VW}$<br><br>2+3<br>(Km/jam) | Faktor Penyesuaian                               |                                       | Kecepatan arus<br>bebas<br>FV<br>(4)x(5)x(6) |
|---------------|---|---|--|--|---------------------------------------|--|
|               |   |   |  | Hambatan<br>samping<br>$FFV_{SF}$<br>Tabel B-3:1 | Ukuran Kota<br>$FFV_C$<br>Tabel B-4:1 |  |
| 1             | 2   | 3   | 4                                      | 5  | 6                                     | 7  |
|               | 42  | -3  | 39                                     | 0,95   | 0,90                                  | 33,3   |

**Kapasitas**  $C = C_0 \times FC_W \times FC_{SV} \times FC_{SF} \times FC_{CS}$

| Soal/<br>Arah | Kapasitas<br>dasar<br>$C_0$<br>Tabel C-1:1<br>(Smp/jam) | Penyesuaian untuk kapasitas          |   |   |   | Kapasitas<br>C<br>smp/jam<br>(11)x(12)x(13)x(14)x(15) |
|---------------|---|--------------------------------------|---|---|---|---|
|               |   | Lebar jalur<br>$FC_W$<br>Tabel C-2:1 | Pemisah<br>arah<br>$FC_{SP}$<br>Tabel C-3-1 | Hambatan<br>samping<br>$FC_{SF}$<br>Tabel C-4:1 | Ukuran kota<br>$FC_{CS}$<br>Tabel C-5:1 |   |
| 10            | 11  | 12                                   | 13  | 14  | 15                                      | 16  |
|               | 2900  | 0,87                                 | 1,0   | 0,95  | 0,86                                    | 2061  |

**Kecepatan kendaraan ringan**

| Soal/<br>Arah | Arus lalu<br>lintas<br>Q<br>Formulir UR-2<br>(Smp/jam) | Derajat<br>Kejuhan<br>DS<br>(21)/(16) | Kecepatan<br>VLV<br>Gambar D2:1<br>(Km/jam) | Panjang<br>Segmen<br>jalan<br>L<br>km | Waktu tempuh<br>TT<br>(24)/(23)<br>(jam) |
|---------------|--|---------------------------------------|---|---------------------------------------|--|
| 20            | 21   | 22                                    | 23  | 24                                    | 25                                       |
|               | 841  | 0,41                                  | 29  | 0,800                                 | 0,028                                    |





## Lampiran 3

|   |                        |                          |                 |      |
|---|------------------------|--------------------------|-----------------|------|
| JALAN PERKOTAAN<br>FORMULIR UR-2: DATA<br>MASUKAN<br>- ARUS LALU LINTAS<br>- HAMBATAN SAMPING | Tanggal                | : 15 April 2008          | Ditanganin oleh | : HZ |
|   | No. Ruas/Jalan         | : Jl. Trans Sulawesi     |                 |      |
|   | Segmen Antara          | : Jl. Agussalim dan SPBU |                 |      |
|   | Kode Segmen            | : B                      | Type daerah     |      |
| Periode Waktu   | : 06.00 s/d 18.00 wita |                          |                 |      |

Lalu lintas rata-rata tahunan

LHRT (kend/hari)  Pemisa arah1/arah2 =

Komposisi

|      |                      |    |                      |      |                      |
|------|----------------------|----|----------------------|------|----------------------|
| LV % | <input type="text"/> | HV | <input type="text"/> | MC % | <input type="text"/> |
|------|----------------------|----|----------------------|------|----------------------|

Data arus kendaraan/jam

| Baris | Type kend                    | Kend. Ringan |         | kend. Berat |         | Sepeda Motor |         | Arus total Q |          |         |
|-------|------------------------------|--------------|---------|-------------|---------|--------------|---------|--------------|----------|---------|
| 1,1   | emp arah 1                   | LV:          | 1,0     | HV:         | 1,2     | MC:          | 0,35    |              |          |         |
| 1,2   | emp arah 2                   | LV:          | 1,0     | HV:         | 1,2     | MC:          |         |              |          |         |
| 2     | Arah                         | kend/jam     | Smp/jam | kend/jam    | smp/jam | kend/jam     | smp/jam | Arah %       | kend/jam | smp/jam |
|       | 1                            | 2            | 3       | 4           | 5       | 6            | 7       | 8            | 9        | 10      |
| 3     | 1                            | 706          | 706     | 33          | 40      | 600          | 210     | 70           | 1339     | 956     |
| 4     | 2                            | 239          | 239     | 36          | 43      | 410          | 144     | 30           | 685      | 426     |
| 5     | 1 + 2                        | 945          | 945     | 69          | 83      | 1010         | 354     | 100          | 2024     | 1382    |
| 6     | Pemisah arah, $SP=Q1/(Q1-2)$ |              |         |             |         |              | 70%     |              |          |         |
| 7     | Faktor smp, F SMP =          |              |         |             |         |              |         | 0,69         |          |         |

**KELAS HAMBATAN SAMPING**

Bila data rinci tersedia, gunakan tabel pertama untuk menentukan frekwensi berbobot kejadian, dan selanjutnya gunakan tabel kedua bila tidak digunakan hanya tabel kedua

**1 Penentuan frekwensi kejadian**

|  |                                |        |              |                    |                    |
|--|--------------------------------|--------|--------------|--------------------|--------------------|
| Perhitungan frekwensi perjam per 200 m dari segmen jalan yang diamati. Pada kedua sisi | Tipe kejadian hambatan samping | Simbol | Faktor Bobot | Frekwensi Kejadian | Frekwensi berbobot |
|  | 20                             | 21     | 22           | 23                 | 24                 |
|  | Pejalan kaki                   | PED    | 0,5          | 120 /jam,200m      | 60                 |
|  | Parkir, kendaraanberhenti      | PSV    | 1,0          | 63 /jam,200m       | 63                 |
|  | Kendaraan masuk+keluar         | EEV    | 0,7          | 97 /jam,200m       | 68                 |
|  | Kendaraan lambat               | SMV    | 0,4          | 15 /jam,200m       | 6                  |
| Total  |                                |        |              |                    | 197                |

**2 Penentuan kelas hambatan samping**

| Frekwensi berbobot kejadian | Kondisi khusus   | Kelas hambatan samping |    |
|-----------------------------|--|------------------------|----|
| 30                          | 31   | 32                     | 33 |
| < 100                       | Pemukiman, hampir tidak ada kegiatan                           | Sangat rendah          | VL |
| 100 - 299                   | Pemukiman, beberapa angkutan umum,dll                          | Rendah                 | L  |
| 300 - 499                   | Daerah industri dengan toko -toko di sisi jalan                | Sedang                 | M  |
| 500 - 899                   | Daerah niaga dengan aktivitas sisi jalan yang tinggi           | Tinggi                 | H  |
| > 900                       | Daerah niaga dan aktivitas pasar sisi jalan yang sangat tinggi | Sangat tinggi          | VH |

## Lampiran 3

|                               |  |  |  |                |                         |                |      |
|-------------------------------|--|--|--|----------------|-------------------------|----------------|------|
| <b>JALAN PERKOTAAN</b>        |  |  |  | Tanggal        | : 15 April 2008         | Ditangani oleh | : HZ |
| <b>FORMULIR UR-3: ANALISA</b> |  |  |  | No. Ruas/Jalan | : Jl. Trans Sulawesi    | Diperiksa oleh | : WS |
| <b>- KECEPATAN, KAPASITAS</b> |  |  |  | Kode Segmen    | : B                     |                |      |
|                               |  |  |  | Periode waktu  | : 0.6.00 s/d 18.00 wita | Nomor          |      |

**Kecepatan arus bebas kendaraan ringan**  $FV = (F_{VO} + F_{VW}) \times FFV_{SF} \times FFV_{CS}$

| Soal/<br>Arah | kecepatan<br>Arus<br>bebas dasar<br>$F_{VO}$<br>Tabel B-1:1<br>(Km/jam) | Faktor<br>penyesuaian<br>untuk lebar jalur<br>$F_{VW}$<br>Tabel B-2:1<br>(Km/jam) | $F_{VO}+F_{VW}$<br><br>2+3<br>(Km/jam) | Faktor Penyesuaian                               |                                       | Kecepatan arus<br>bebas<br>FV<br>(4)x(5)x(6) |
|---------------|---|---|--|--|---------------------------------------|--|
|               |   |   |  | Hambatan<br>samping<br>$FFV_{SF}$<br>Tabel B-3:1 | Ukuran Kota<br>$FFV_C$<br>Tabel B-4:1 |  |
| 1             | 2   | 3   | 4                                      | 5  | 6                                     | 7  |
|               | 42  | -3  | 39                                     | 1,0  | 0,90                                  | 35,1   |

**Kapasitas**  $C = C_0 \times FC_W \times FC_{SV} \times FC_{SF} \times FC_{CS}$

| Soal/<br>Arah | Kapasitas<br>dasar<br>$C_0$<br>Tabel C-1:1<br>(Smp/jam) | Penyesuaian untuk kapasitas          |   |   |   | Kapasitas<br>C<br>smp/jam<br>(11)x(12)x(13)x(14)x(15) |
|---------------|---|--------------------------------------|---|---|---|---|
|               |   | Lebar jalur<br>$FC_W$<br>Tabel C-2:1 | Pemisah<br>arah<br>$FC_{SP}$<br>Tabel C-3-1 | Hambatan<br>samping<br>$FC_{SF}$<br>Tabel C-4:1 | Ukuran kota<br>$FC_{CS}$<br>Tabel C:5:1 |   |
| 10            | 11  | 12                                   | 13  | 14  | 15                                      | 16  |
|               | 2900  | 0,87                                 | 0,88  | 0,97  | 0,86                                    | 1852  |

**Kecepatan kendaraan ringan**

| Soal/<br>Arah | Arus lalu<br>lintas<br>Q<br>Formulir UR-2<br>(Smp/jam) | Derajat<br>Kejuhan<br>DS<br>(21)/(16) | Kecepatan<br>VLV<br>Gambar D2:1<br>(Km/jam) | Panjang<br>Segmen<br>jalan<br>L<br>km | Waktu tempuh<br>TT<br>(24)/(23)<br>(jam) |
|---------------|--|---------------------------------------|---|---------------------------------------|--|
| 20            | 21   | 22                                    | 23  | 24                                    | 25                                       |
|               | 1382   | 0,75                                  | 26  | 0,7                                   | 0,027                                    |



## Lampiran 4

|   |                |                              |                 |      |
|---|----------------|------------------------------|-----------------|------|
| JALAN PERKOTAAN<br>FORMULIR UR-2: DATA<br>MASUKAN<br>- ARUS LALU LINTAS<br>- HAMBATAN SAMPING | Tanggal        | : 15 April 2008              | Ditanganin oleh | : HZ |
|   | No. Ruas/Jalan | : Jl. Trans Sulawesi         |                 |      |
|   | Segmen Antara  | : Jl. SPBU dan Kantor Samsat |                 |      |
|   | Kode Segmen    | : C                          | Type daerah     |      |
|   | Periode Waktu  | : 06.00 s/d 18.00 wita       |                 |      |

Lalu lintas rata-rata tahunan

LHRT (kend/hari)  Pemisa arah1/arah2 =

Komposisi 

|      |                      |    |                      |      |                      |
|------|----------------------|----|----------------------|------|----------------------|
| LV % | <input type="text"/> | HV | <input type="text"/> | MC % | <input type="text"/> |
|------|----------------------|----|----------------------|------|----------------------|

Data arus kendaraan/jam

| Baris | Type kend emp arah           | Kend. Ringan |         | kend. Berat |         | Sepeda Motor |         | Arus total Q |          |         |
|-------|------------------------------|--------------|---------|-------------|---------|--------------|---------|--------------|----------|---------|
|       |                              | LV:          | 1,0     | HV:         | 1,2     | MC:          | 0,35    |              |          |         |
| 1,1   | 1                            |              |         |             |         |              |         |              |          |         |
| 1,2   | 2                            |              |         |             |         |              |         |              |          |         |
| 2     | Arah                         | kend/jam     | Smp/jam | kend/jam    | smp/jam | kend/jam     | smp/jam | Arah %       | kend/jam | smp/jam |
|       | 1                            | 2            | 3       | 4           | 5       | 6            | 7       | 8            | 9        | 10      |
| 3     | 1                            | 125          | 125     | 27          | 32      | 510          | 179     | 60           | 662      | 336     |
| 4     | 2                            | 70           | 70      | 12          | 14      | 432          | 151     | 40           | 514      | 235     |
| 5     | 1 + 2                        | 195          | 195     | 39          | 46      | 942          | 330     | 100          | 1176     | 571     |
| 6     | Pemisah arah, $SP=Q1/(Q1-2)$ |              |         |             |         |              |         | 60%          |          |         |
| 7     | Faktor smp, F SMP =          |              |         |             |         |              |         |              | 0,59     |         |

**KELAS HAMBATAN SAMPING**

Bila data rinci tersedia, gunakan tabel pertama untuk menentukan frekwensi berbobot kejadian, dan selanjutnya gunakan tabel kedua bila tidak digunakan hanya tabel kedua

**1 Penentuan frekwensi kejadian**

|  |                                |        |              |                    |                    |
|--|--------------------------------|--------|--------------|--------------------|--------------------|
| Perhitungan frekwensi perjam per 200 m dari segmen jalan yang diamati. Pada kedua sisi | Tipe kejadian hambatan samping | Simbol | Faktor Bobot | Frekwensi Kejadian | Frekwensi berbobot |
|  | 20                             | 21     | 22           | 23                 | 24                 |
|  | Pejalan kaki                   | PED    | 0,5          | 15 /jam,200m       | 7,5                |
|  | Parkir, kendaraanberhenti      | PSV    | 1,0          | 21 /jam,200m       | 21                 |
|  | Kendaraan masuk+keluar         | EEV    | 0,7          | 45 /jam,200m       | 31,5               |
|  | Kendaraan lambat               | SMV    | 0,4          | 7 /jam,200m        | 2,8                |
|  | Total                          |        |              |                    |                    |

**2 Penentuan kelas hambatan samping**

| Frekwensi berbobot kejadian | Kondisi khusus   | Kelas hambatan samping |    |
|-----------------------------|--|------------------------|----|
| 30                          | 31   | 32                     | 33 |
| < 100                       | Pemukiman, hampir tidak ada kegiatan                           | Sangat rendah          | VL |
| 100 - 299                   | Pemukiman, beberapa angkutan umum,dll                          | Rendah                 | L  |
| 300 - 499                   | Daerah industri dengan toko -toko di sisi jalan                | Sedang                 | M  |
| 500 - 899                   | Daerah niaga dengan aktivitas sisi jalan yang tinggi           | Tinggi                 | H  |
| > 900                       | Daerah niaga dan aktivitas pasar sisi jalan yang sangat tinggi | Sangat tinggi          | VH |

## Lampiran 4

|                               |  |  |  |                |                         |                |      |
|-------------------------------|--|--|--|----------------|-------------------------|----------------|------|
| <b>JALAN PERKOTAAN</b>        |  |  |  | Tanggal        | : 15 April 2008         | Ditangani oleh | : HZ |
| <b>FORMULIR UR-3: ANALISA</b> |  |  |  | No. Ruas/Jalan | : Jl. Trans Sulawesi    | Diperiksa oleh | : WS |
| <b>- KECEPATAN, KAPASITAS</b> |  |  |  | Kode Segmen    | : C                     |                |      |
|                               |  |  |  | Periode waktu  | : 0.6.00 s/d 18.00 wita | Nomor          |      |

**Kecepatan arus bebas kendaraan ringan**  $FV = (F_{VO} + F_{VW}) \times FFV_{SF} \times FFV_{CS}$

| Soal/<br>Arah | kecepatan<br>Arus<br>bebas dasar<br>$F_{VO}$<br>Tabel B-1:1<br>(Km/jam) | Faktor<br>penyesuaian<br>untuk lebar jalur<br>$F_{VW}$<br>Tabel B-2:1<br>(Km/jam) | $F_{VO}+F_{VW}$<br><br>2+3<br>(Km/jam) | Faktor Penyesuaian                               |                                       | Kecepatan arus<br>bebas<br>FV<br>(4)x(5)x(6) |
|---------------|---|---|--|--|---------------------------------------|--|
|               |   |   |  | Hambatan<br>samping<br>$FFV_{SF}$<br>Tabel B-3:1 | Ukuran Kota<br>$FFV_C$<br>Tabel B-4:1 |  |
| 1             | 2   | 3   | 4                                      | 5  | 6                                     | 7  |
|               | 42  | -3  | 39                                     | 1,01   | 0,90                                  | 35,5   |

**Kapasitas**  $C = C_0 \times FC_W \times FC_{SV} \times FC_{SF} \times FC_{CS}$

| Soal/<br>Arah | Kapasitas<br>dasar<br>$C_0$<br>Tabel C-1:1<br>(Smp/jam) | Penyesuaian untuk kapasitas          |   |   |   | Kapasitas<br>C<br>smp/jam<br>(11)x(12)x(13)x(14)x(15) |
|---------------|---|--------------------------------------|---|---|---|---|
|               |   | Lebar jalur<br>$FC_W$<br>Tabel C-2:1 | Pemisah<br>arah<br>$FC_{SP}$<br>Tabel C-3-1 | Hambatan<br>samping<br>$FC_{SF}$<br>Tabel C-4:1 | Ukuran kota<br>$FC_{CS}$<br>Tabel C:5:1 |   |
| 10            | 11  | 12                                   | 13  | 14  | 15                                      | 16  |
|               | 2900  | 0,87                                 | 0,94  | 0,99  | 0,86                                    | 2019  |

**Kecepatan kendaraan ringan**

| Soal/<br>Arah | Arus lalu<br>lintas<br>Q<br>Formulir UR-2<br>(Smp/jam) | Derajat<br>Kejuhan<br>DS<br>(21)/(16) | Kecepatan<br>VLV<br>Gambar D2:1<br>(Km/jam) | Panjang<br>Segmen<br>jalan<br>L<br>km | Waktu tempuh<br>TT<br>(24)/(23)<br>(jam) |
|---------------|--|---------------------------------------|---|---------------------------------------|--|
| 20            | 21   | 22                                    | 23  | 24                                    | 25                                       |
|               | 571  | 0,28                                  | 32  | 0,8                                   | 0,025                                    |

## Lampiran 5

| <i>Derajat Kejenuhan (DS)</i> | <i>Volume LL (Q)</i> | <i>Kapasitas ©</i> | <i>Kecepatan (VLV)</i> | <i>Waktu Tempuh (T)</i> |           |                    |         |                    |         |
|-------------------------------|----------------------|--------------------|------------------------|-------------------------|-----------|--------------------|---------|--------------------|---------|
| Mean                          | 0,3308               | Mean               | 684,5833               | Mean                    | 2102,7500 | Mean               | 31,4167 | Mean               | 0,0223  |
| Standard Error                | 0,0537               | Standard Error     | 99,6994                | Standard Error          | 40,0339   | Standard Error     | 0,8021  | Standard Error     | 0,0007  |
| Standard Deviation            | 0,1860               | Standard Deviation | 345,3690               | Standard Deviation      | 138,6815  | Standard Deviation | 2,7784  | Standard Deviation | 0,0024  |
| Count                         | 12,0000              | Count              | 12,0000                | Count                   | 12,0000   | Count              | 12,0000 | Count              | 12,0000 |

### Correlation

|              | <i>(DS)</i> | <i>(Q)</i> | <i>©</i> | <i>(VLV)</i> | <i>(T)</i> |
|--------------|-------------|------------|----------|--------------|------------|
| <i>(DS)</i>  | 1,00        |            |          |              |            |
| <i>(Q)</i>   | 0,98        | 1,00       |          |              |            |
| <i>©</i>     | -0,48       | -0,31      | 1,00     |              |            |
| <i>(VLV)</i> | -0,92       | -0,91      | 0,37     | 1,00         |            |
| <i>(T)</i>   | 0,90        | 0,89       | -0,39    | -0,99        | 1,00       |

### SUMMARY OUTPUT

| <i>Regression Statistics</i> |          |
|------------------------------|----------|
| Multiple R                   | 0,99953  |
| R Square                     | 0,99906  |
| Adjusted R Square            | 0,99852  |
| Standard Error               | 0,00715  |
| Observations                 | 12,00000 |

### ANOVA

|            | <i>df</i> | <i>SS</i> | <i>MS</i> | <i>F</i>   | <i>Significance F</i> |
|------------|-----------|-----------|-----------|------------|-----------------------|
| Regression | 4         | 0,38033   | 0,09508   | 1862,33582 | 0,00000               |
| Residual   | 7         | 0,00036   | 0,00005   |            |                       |

Total 11 0,38069

---

### Lampiran 5

|              | <i>Coefficients</i> | <i>Standard Error</i> | <i>t Stat</i> | <i>P-value</i> | <i>Lower 95%</i> | <i>Upper 95%</i> | <i>Lower 95,0%</i> | <i>Upper 95,0%</i> |
|--------------|---------------------|-----------------------|---------------|----------------|------------------|------------------|--------------------|--------------------|
| Intercept    | 1,1430              | 0,4905                | 2,3305        | 0,0526         | -0,0167          | 2,3028           | -0,0167            | 2,3028             |
| X Variable 1 | 0,0005              | 0,0000                | 27,6700       | 0,0000         | 0,0004           | 0,0005           | 0,0004             | 0,0005             |
| X Variable 2 | -0,0002             | 0,0000                | -14,6214      | 0,0000         | -0,0003          | -0,0002          | -0,0003            | -0,0002            |
| X Variable 3 | -0,0124             | 0,0089                | -1,3966       | 0,2052         | -0,0334          | 0,0086           | -0,0334            | 0,0086             |
| X Variable 4 | -9,9334             | 9,1101                | -1,0904       | 0,3117         | -31,4753         | 11,6085          | -31,4753           | 11,6085            |

### RESIDUAL OUTPUT

| <i>Observation</i> | <i>Predicted Y</i> | <i>Residuals</i> | <i>Standard Residuals</i> |
|--------------------|--------------------|------------------|---------------------------|
| 1                  | 0,06               | 0,01             | 1,06                      |
| 2                  | 0,22               | 0,00             | 0,52                      |
| 3                  | 0,28               | 0,01             | 1,01                      |
| 4                  | 0,36               | 0,00             | -0,33                     |
| 5                  | 0,27               | 0,00             | 0,55                      |
| 6                  | 0,25               | 0,00             | 0,25                      |
| 7                  | 0,34               | -0,01            | -1,27                     |
| 8                  | 0,74               | 0,01             | 1,67                      |
| 9                  | 0,40               | 0,00             | -0,24                     |
| 10                 | 0,62               | -0,01            | -1,43                     |
| 11                 | 0,22               | -0,01            | -1,02                     |
| 12                 | 0,21               | 0,00             | -0,77                     |

### PROBABILITY OUTPUT

| <i>Percentile</i> | <i>Y</i> |
|-------------------|----------|
| 4,17              | 0,07     |
| 12,50             | 0,21     |
| 20,83             | 0,21     |
| 29,17             | 0,22     |
| 37,50             | 0,25     |
| 45,83             | 0,27     |
| 54,17             | 0,29     |
| 62,50             | 0,33     |
| 70,83             | 0,36     |
| 79,17             | 0,40     |
| 87,50             | 0,61     |
| 95,83             | 0,75     |

**Lampiran 6**

## DESCRIPTIVE STATISTIC

| <i>Q</i>           |        | <i>LV</i>          |       | <i>HV</i>          |     | <i>MC</i>          |      |
|--------------------|--------|--------------------|-------|--------------------|-----|--------------------|------|
| Mean               | 684    | Mean               | 331   | Mean               | 52  | Mean               | 301  |
| Standard Error     | 100    | Standard Error     | 85    | Standard Error     | 7   | Standard Error     | 27   |
| Median             | 616    | Median             | 248   | Median             | 48  | Median             | 307  |
| Standard Deviation | 346    | Standard Deviation | 296   | Standard Deviation | 23  | Standard Deviation | 93   |
| Sample Variance    | 119806 | Sample Variance    | 87342 | Sample Variance    | 547 | Sample Variance    | 8630 |
| Kurtosis           | 0      | Kurtosis           | 0     | Kurtosis           | -1  | Kurtosis           | 3    |
| Skewness           | 1      | Skewness           | 1     | Skewness           | 0   | Skewness           | -1   |
| Range              | 1248   | Range              | 906   | Range              | 72  | Range              | 397  |
| Minimum            | 134    | Minimum            | 39    | Minimum            | 11  | Minimum            | 84   |
| Maximum            | 1382   | Maximum            | 945   | Maximum            | 83  | Maximum            | 481  |
| Sum                | 8212   | Sum                | 3973  | Sum                | 627 | Sum                | 3612 |
| Count              | 12     | Count              | 12    | Count              | 12  | Count              | 12   |

## CORRELATION

|           | <i>Q</i> | <i>LV</i> | <i>HV</i> | <i>MC</i> |
|-----------|----------|-----------|-----------|-----------|
| <i>Q</i>  | 1        |           |           |           |
| <i>LV</i> | 0,964    | 1         |           |           |
| <i>HV</i> | 0,773    | 0,775     | 1         |           |
| <i>MC</i> | 0,464    | 0,216     | 0,163     | 1         |



## Lampiran 6

## SUMMARY OUTPUT

| <i>Regression Statistics</i> |             |
|------------------------------|-------------|
| Multiple R                   | 1           |
| R Square                     | 1           |
| Adjusted R Square            | 1           |
| Standard Error               | 9,49123E-14 |
| Observations                 | 12          |

| ANOVA      |           |              |           |          |                       |
|------------|-----------|--------------|-----------|----------|-----------------------|
|            | <i>df</i> | <i>SS</i>    | <i>MS</i> | <i>F</i> | <i>Significance F</i> |
| Regression | 3         | 1317870,6667 | 439290    | 4,88E+31 | 2,2E-125              |
| Residual   | 8         | 0,0000       | 0         |          |                       |
| Total      | 11        | 1317870,6667 |           |          |                       |

|              | <i>Coefficients</i> | <i>Standard Error</i> | <i>t Stat</i> | <i>P-value</i> | <i>Lower 95%</i> | <i>Upper 95%</i> | <i>Lower 95,0%</i> | <i>Upper 95,0%</i> |
|--------------|---------------------|-----------------------|---------------|----------------|------------------|------------------|--------------------|--------------------|
| Intercept    | -6,25278E-13        | 1,158E-13             | -5,400875415  | 0,000645343    | -8,92252E-13     | -3,583E-13       | -8,92252E-13       | -3,58304E-13       |
| X Variable 1 | 1                   | 1,548E-16             | 6,45939E+15   | 3,6956E-124    | 1                | 1                | 1                  | 1                  |
| X Variable 2 | 1,2                 | 1,936E-15             | 5,16608E+14   | 2,2077E-115    | 1,2              | 1,2              | 1,2                | 1,2                |
| X Variable 3 | 0,35                | 3,155E-16             | 3,16937E+15   | 1,1001E-121    | 0,35             | 0,35             | 0,35               | 0,35               |

## Lampiran 6

## RESIDUAL OUTPUT

| <i>Observation</i> | <i>Predicted Y</i> | <i>Residuals</i> | <i>Standard Residuals</i> |
|--------------------|--------------------|------------------|---------------------------|
| 1                  | 134                | 4,54747E-13      | 1,904958262               |
| 2                  | 461                | 5,68434E-14      | 0,238119783               |
| 3                  | 640                | -1,13687E-13     | -0,476239565              |
| 4                  | 789                | -2,27374E-13     | -0,952479131              |
| 5                  | 592                | -1,13687E-13     | -0,476239565              |
| 6                  | 544                | -1,13687E-13     | -0,476239565              |
| 7                  | 702                | -1,13687E-13     | -0,476239565              |
| 8                  | 1382               | -4,54747E-13     | -1,904958262              |
| 9                  | 966                | -2,27374E-13     | -0,952479131              |
| 10                 | 1155               | -2,27374E-13     | -0,952479131              |
| 11                 | 425                | -5,68434E-14     | -0,238119783              |
| 12                 | 422                | 0                | 0                         |

## PROBABILITY OUTPUT

| <i>Percentile</i> | <i>Y</i> |
|-------------------|----------|
| 4,166666667       | 134      |
| 12,5              | 422      |
| 20,833333333      | 425      |
| 29,166666667      | 461      |
| 37,5              | 544      |
| 45,833333333      | 592      |
| 54,166666667      | 640      |
| 62,5              | 702      |
| 70,833333333      | 789      |
| 79,166666667      | 966      |
| 87,5              | 1155     |
| 95,833333333      | 1382     |

Lampiran 7

**FORMULIR****REKAPITULASI VOLUME LALU LINTAS**

Hari/Tanggal : Sabtu/14 April 2008  
 Jam : 06.00 s/d 18.00  
 Cuaca : Cerah  
 Diukur oleh :  
 Diperiksa oleh :

Provinsi : Sulawesi Tengah  
 Nama Kota : Parigi  
 Nama Jalar : Jalan Trans Sulawesi  
 Nomor Pos : Segmen A (Arah Tk Sumber Rejeki)

| No | WAKTU       | JUMLAH KENDARAAN              |                         |                        | JUMLAH KENDARAAN               |                         |                        | Jumlah<br>SMP/jam | KET |
|----|-------------|-------------------------------|-------------------------|------------------------|--------------------------------|-------------------------|------------------------|-------------------|-----|
|    |             | SEPEDA MOTOR<br>Kendaraan/jam | RINGAN<br>Kendaraan/jam | BERAT<br>Kendaraan/jam | SEPEDA MOTOR<br>SMP/jam (0.35) | RINGAN<br>SMP/jam (1.0) | BERAT<br>SMP/jam (1.2) |                   |     |
| 1  | 2           | 3                             | 4                       | 5                      | 6                              | 7                       | 8                      | 9                 | 10  |
| 1  | 06:00-07:00 | 42                            | 32                      | 4                      | 15                             | 32                      | 5                      | 52                |     |
| 2  | 07:00-08:00 | 33                            | 52                      | 7                      | 12                             | 52                      | 8                      | 72                |     |
| 3  | 08:00-09:00 | 245                           | 60                      | 9                      | 86                             | 60                      | 11                     | 157               |     |
| 4  | 09:00-10:00 | 318                           | 65                      | 10                     | 111                            | 65                      | 12                     | 188               |     |
| 5  | 10:00-11:00 | 360                           | 70                      | 19                     | 126                            | 70                      | 23                     | 219               |     |
| 6  | 11:00-12:00 | 135                           | 151                     | 10                     | 47                             | 151                     | 12                     | 210               |     |
| 7  | 12:00-13:00 | 203                           | 180                     | 15                     | 71                             | 180                     | 18                     | 269               |     |
| 8  | 13:00-14:00 | <b>215</b>                    | 240                     | 18                     | 75                             | 240                     | 22                     | 337               |     |
| 9  | 14:00-15:00 | <b>195</b>                    | <b>250</b>              | <b>26</b>              | <b>68</b>                      | <b>250</b>              | <b>31</b>              | <b>349</b>        |     |
| 10 | 15:00-16:00 | 111                           | 210                     | 12                     | 39                             | 210                     | 14                     | 263               |     |
| 11 | 16:00-17:00 | 121                           | 205                     | 10                     | 42                             | 205                     | 12                     | 259               |     |
| 12 | 17:00-18:00 | 148                           | 285                     | 7                      | 52                             | 285                     | 8                      | 345               |     |

Lampiran 7  
**FORMULIR**  
**REKAPITULASI VOLUME LALU LINTAS**

|                |   |                     |            |   |                        |
|----------------|---|---------------------|------------|---|------------------------|
| Hari/Tanggal   | : | Sabtu/14 April 2008 | Provinsi   | : | Sulawesi Tengah        |
| Jam            | : | 06.00 s/d 18.00     | Nama Kota  | : | Parigi                 |
| Cuaca          | : | Cerah               | Nama Jalar | : | Jalan Trans Sulawesi   |
| Diukur oleh    | : |                     | Nomor Pos  | : | Segmen A (Arah Jl PLN) |
| Diperiksa oleh | : |                     |            |   |                        |

| No | WAKTU       | JUMLAH KENDARAAN              |                         |                        | JUMLAH KENDARAAN               |                         |                        | Jumlah<br>SMP/jam | KET |
|----|-------------|-------------------------------|-------------------------|------------------------|--------------------------------|-------------------------|------------------------|-------------------|-----|
|    |             | SEPEDA MOTOR<br>Kendaraan/jam | RINGAN<br>Kendaraan/jam | BERAT<br>Kendaraan/jam | SEPEDA MOTOR<br>SMP/jam (0.35) | RINGAN<br>SMP/jam (1.0) | BERAT<br>SMP/jam (1.2) |                   |     |
| 1  | 2           | 3                             | 4                       | 5                      | 6                              | 7                       | 8                      | 9                 | 10  |
| 1  | 06:00-07:00 | 38                            | 25                      | 5                      | 13                             | 25                      | 6                      | 44                |     |
| 2  | 07:00-08:00 | 47                            | 77                      | 9                      | 16                             | 77                      | 11                     | 104               |     |
| 3  | 08:00-09:00 | 325                           | 85                      | 7                      | 114                            | 85                      | 8                      | 207               |     |
| 4  | 09:00-10:00 | 332                           | 57                      | 8                      | 116                            | 57                      | 10                     | 183               |     |
| 5  | 10:00-11:00 | 200                           | 48                      | 10                     | 70                             | 48                      | 12                     | 130               |     |
| 6  | 11:00-12:00 | 210                           | 68                      | 14                     | 74                             | 68                      | 17                     | 158               |     |
| 7  | 12:00-13:00 | 202                           | 35                      | 17                     | 71                             | 35                      | 20                     | 126               |     |
| 8  | 13:00-14:00 | 205                           | 79                      | 10                     | 72                             | 79                      | 12                     | 163               |     |
| 9  | 14:00-15:00 | 185                           | 13                      | 25                     | 65                             | 13                      | 30                     | 108               |     |
| 10 | 15:00-16:00 | 274                           | 45                      | 14                     | 96                             | 45                      | 17                     | 158               |     |
| 11 | 16:00-17:00 | 129                           | 40                      | 14                     | 45                             | 40                      | 17                     | 102               |     |
| 12 | 17:00-18:00 | 122                           | 9                       | 9                      | 43                             | 9                       | 11                     | 63                |     |

Lampiran 7

**FORMULIR****REKAPITULASI VOLUME LALU LINTAS**

Hari/Tanggal : Sabtu/14 April 2008  
 Jam : 06.00 s/d 18.00  
 Cuaca : Cerah  
 Diukur oleh :  
 Diperiksa oleh :

Provinsi : Sulawesi Tengah  
 Nama Kota : Parigi  
 Nama Jalar : Jalan Trans Sulawesi  
 Nomor Pos : Segmen A (dua arah)

| No | WAKTU       | JUMLAH KENDARAAN              |                         |                        | JUMLAH KENDARAAN               |                         |                        | Jumlah<br>SMP/jam | KET |
|----|-------------|-------------------------------|-------------------------|------------------------|--------------------------------|-------------------------|------------------------|-------------------|-----|
|    |             | SEPEDA MOTOR<br>Kendaraan/jam | RINGAN<br>Kendaraan/jam | BERAT<br>Kendaraan/jam | SEPEDA MOTOR<br>SMP/jam (0.35) | RINGAN<br>SMP/jam (1.0) | BERAT<br>SMP/jam (1.2) |                   |     |
| 1  | 2           | 3                             | 4                       | 5                      | 6                              | 7                       | 8                      | 9                 | 10  |
| 1  | 06:00-07:00 | 80                            | 57                      | 9                      | 28                             | 57                      | 11                     | 96                |     |
| 2  | 07:00-08:00 | 80                            | 129                     | 16                     | 28                             | 129                     | 19                     | 176               |     |
| 3  | 08:00-09:00 | 570                           | 145                     | 16                     | 200                            | 145                     | 19                     | 364               |     |
| 4  | 09:00-10:00 | 650                           | 122                     | 18                     | 228                            | 122                     | 22                     | 371               |     |
| 5  | 10:00-11:00 | 560                           | 118                     | 29                     | 196                            | 118                     | 35                     | 349               |     |
| 6  | 11:00-12:00 | 345                           | 219                     | 24                     | 121                            | 219                     | 29                     | 369               |     |
| 7  | 12:00-13:00 | 405                           | 215                     | 32                     | 142                            | 215                     | 38                     | 395               |     |
| 8  | 13:00-14:00 | <b>420</b>                    | <b>319</b>              | <b>28</b>              | <b>147</b>                     | <b>319</b>              | <b>34</b>              | <b>500</b>        |     |
| 9  | 14:00-15:00 | 380                           | 263                     | 51                     | 133                            | 263                     | 61                     | 457               |     |
| 10 | 15:00-16:00 | 285                           | 255                     | 26                     | 100                            | 255                     | 31                     | 386               |     |
| 11 | 16:00-17:00 | 250                           | 245                     | 24                     | 88                             | 245                     | 29                     | 361               |     |
| 12 | 17:00-18:00 | 270                           | 294                     | 16                     | 95                             | 294                     | 19                     | 408               |     |

Lampiran 8  
**FORMULIR**  
**REKAPITULASI VOLUME LALU LINTAS**

Hari/Tanggal : Sabtu/14 April 2008  
 Jam : 06.00 s/d 18.00  
 Cuaca : Cerah  
 Diukur oleh :  
 Diperiksa oleh :

Provinsi : Sulawesi Tengah  
 Nama Kota : Parigi  
 Nama Jalar : Jalan Trans Sulawesi  
 Nomor Pos : Segmen B (arah SPBU )

| No | WAKTU       | JUMLAH KENDARAAN              |                         |                        | JUMLAH KENDARAAN                |                           |                        | Jumlah<br>SMP/jam | KET |
|----|-------------|-------------------------------|-------------------------|------------------------|---------------------------------|---------------------------|------------------------|-------------------|-----|
|    |             | SEPEDA MOTOR<br>Kendaraan/jam | RINGAN<br>Kendaraan/jam | BERAT<br>Kendaraan/jam | SEPEDA MOTOR<br>SMP/jam (0.35 ) | RINGAN<br>SMP/jam ( 1.0 ) | BERAT<br>SMP/jam (1.2) |                   |     |
| 1  | 2           | 3                             | 4                       | 5                      | 6                               | 7                         | 8                      | 9                 | 10  |
| 1  | 06:00-07:00 | 115                           | 13                      | 3                      | 40                              | 13                        | 4                      | 57                |     |
| 2  | 07:00-08:00 | 413                           | 56                      | 10                     | 145                             | 56                        | 12                     | 213               |     |
| 3  | 08:00-09:00 | 501                           | 125                     | 15                     | 175                             | 125                       | 18                     | 318               |     |
| 4  | 09:00-10:00 | 764                           | 135                     | 10                     | 267                             | 135                       | 12                     | 414               |     |
| 5  | 10:00-11:00 | 445                           | 130                     | 14                     | 156                             | 130                       | 17                     | 303               |     |
| 6  | 11:00-12:00 | 301                           | 113                     | 41                     | 105                             | 113                       | 49                     | 268               |     |
| 7  | 12:00-13:00 | 419                           | 119                     | 30                     | 147                             | 119                       | 36                     | 302               |     |
| 8  | 13:00-14:00 | 600                           | 706                     | 33                     | 210                             | 706                       | 40                     | 956               |     |
| 9  | 14:00-15:00 | 423                           | 368                     | 31                     | 148                             | 368                       | 37                     | 553               |     |
| 10 | 15:00-16:00 | 339                           | 645                     | 28                     | 119                             | 645                       | 34                     | 797               |     |
| 11 | 16:00-17:00 | 503                           | 55                      | 17                     | 176                             | 55                        | 20                     | 251               |     |
| 12 | 17:00-18:00 | 412                           | 14                      | 12                     | 144                             | 14                        | 14                     | 173               |     |

Lampiran 8  
**FORMULIR**  
**REKAPITULASI VOLUME LALU LINTAS**

|                |   |                     |            |   |                            |
|----------------|---|---------------------|------------|---|----------------------------|
| Hari/Tanggal   | : | Sabtu/14 April 2008 | Provinsi   | : | Sulawesi Tengah            |
| Jam            | : | 06.00 s/d 18.00     | Nama Kota  | : | Parigi                     |
| Cuaca          | : | Cerah               | Nama Jalar | : | Jalan Trans Sulawesi       |
| Diukur oleh    | : |                     | Nomor Pos  | : | Segmen B (arah Agussalim ) |
| Diperiksa oleh | : |                     |            |   |                            |

| No | WAKTU       | JUMLAH KENDARAAN              |                         |                        | JUMLAH KENDARAAN                 |                           |                        | Jumlah<br>SMP/jam | KET |
|----|-------------|-------------------------------|-------------------------|------------------------|----------------------------------|---------------------------|------------------------|-------------------|-----|
|    |             | SEPEDA MOTOR<br>Kendaraan/jam | RINGAN<br>Kendaraan/jam | BERAT<br>Kendaraan/jam | SEPEDA MOTOR<br>SMP/jam ( 0.35 ) | RINGAN<br>SMP/jam ( 1.0 ) | BERAT<br>SMP/jam (1.2) |                   |     |
| 1  | 2           | 3                             | 4                       | 5                      | 6                                | 7                         | 8                      | 9                 | 10  |
| 1  | 06:00-07:00 | 126                           | 26                      | 6                      | 44                               | 26                        | 7                      | 77                |     |
| 2  | 07:00-08:00 | 467                           | 71                      | 12                     | 163                              | 71                        | 14                     | 249               |     |
| 3  | 08:00-09:00 | 552                           | 98                      | 25                     | 193                              | 98                        | 30                     | 321               |     |
| 4  | 09:00-10:00 | 611                           | 138                     | 19                     | 214                              | 138                       | 23                     | 375               |     |
| 5  | 10:00-11:00 | 425                           | 116                     | 20                     | 149                              | 116                       | 24                     | 289               |     |
| 6  | 11:00-12:00 | 319                           | 137                     | 23                     | 112                              | 137                       | 28                     | 276               |     |
| 7  | 12:00-13:00 | 411                           | 225                     | 26                     | 144                              | 225                       | 31                     | 400               |     |
| 8  | 13:00-14:00 | 410                           | 239                     | 36                     | 144                              | 239                       | 43                     | 426               |     |
| 9  | 14:00-15:00 | 422                           | 223                     | 35                     | 148                              | 223                       | 42                     | 413               |     |
| 10 | 15:00-16:00 | 461                           | 156                     | 34                     | 161                              | 156                       | 41                     | 358               |     |
| 11 | 16:00-17:00 | 387                           | 10                      | 23                     | 135                              | 10                        | 28                     | 173               |     |
| 12 | 17:00-18:00 | 488                           | 55                      | 20                     | 171                              | 55                        | 24                     | 250               |     |

Lampiran 8  
**FORMULIR**  
**REKAPITULASI VOLUME LALU LINTAS**

|                |   |                     |            |   |                      |
|----------------|---|---------------------|------------|---|----------------------|
| Hari/Tanggal   | : | Sabtu/14 April 2008 | Provinsi   | : | Sulawesi Tengah      |
| Jam            | : | 06.00 s/d 18.00     | Nama Kota  | : | Parigi               |
| Cuaca          | : | Cerah               | Nama Jalar | : | Jalan Trans Sulawesi |
| Diukur oleh    | : |                     | Nomor Pos  | : | Segmen B (dua arah)  |
| Diperiksa oleh | : |                     |            |   |                      |

| No | WAKTU       | JUMLAH KENDARAAN              |                         |                        | JUMLAH KENDARAAN                |                           |                        | Jumlah<br>SMP/jam | KET |
|----|-------------|-------------------------------|-------------------------|------------------------|---------------------------------|---------------------------|------------------------|-------------------|-----|
|    |             | SEPEDA MOTOR<br>Kendaraan/jam | RINGAN<br>Kendaraan/jam | BERAT<br>Kendaraan/jam | SEPEDA MOTOR<br>SMP/jam (0.35 ) | RINGAN<br>SMP/jam ( 1.0 ) | BERAT<br>SMP/jam (1.2) |                   |     |
| 1  | 2           | 3                             | 4                       | 5                      | 6                               | 7                         | 8                      | 9                 | 10  |
| 1  | 06:00-07:00 | 241                           | 39                      | 9                      | 84                              | 39                        | 11                     | 134               |     |
| 2  | 07:00-08:00 | 880                           | 127                     | 22                     | 308                             | 127                       | 26                     | 461               |     |
| 3  | 08:00-09:00 | 1053                          | 223                     | 40                     | 369                             | 223                       | 48                     | 640               |     |
| 4  | 09:00-10:00 | 1375                          | 273                     | 29                     | 481                             | 273                       | 35                     | 789               |     |
| 5  | 10:00-11:00 | 870                           | 246                     | 34                     | 305                             | 246                       | 41                     | 591               |     |
| 6  | 11:00-12:00 | 620                           | 250                     | 64                     | 217                             | 250                       | 77                     | 544               |     |
| 7  | 12:00-13:00 | 830                           | 344                     | 56                     | 291                             | 344                       | 67                     | 702               |     |
| 8  | 13:00-14:00 | 1010                          | 945                     | 69                     | 354                             | 945                       | 83                     | 1381              |     |
| 9  | 14:00-15:00 | 845                           | 591                     | 66                     | 296                             | 591                       | 79                     | 966               |     |
| 10 | 15:00-16:00 | 800                           | 801                     | 62                     | 280                             | 801                       | 74                     | 1155              |     |
| 11 | 16:00-17:00 | 890                           | 65                      | 40                     | 312                             | 65                        | 48                     | 425               |     |
| 12 | 17:00-18:00 | 900                           | 69                      | 32                     | 315                             | 69                        | 38                     | 422               |     |



## Lampiran 9

**FORMULIR****REKAPITULASI VOLUME LALU LINTAS**

|                |   |                     |            |   |                             |
|----------------|---|---------------------|------------|---|-----------------------------|
| Hari/Tanggal   | : | Sabtu/14 April 2008 | Provinsi   | : | Sulawesi Tengah             |
| Jam            | : | 06.00 s/d 18.00     | Nama Kota  | : | Parigi                      |
| Cuaca          | : | Cerah               | Nama Jalan | : | Jalan Trans Sul;awesi       |
| Diukur oleh    | : |                     | Nomor Pos  | : | Segmen C ( arah Ktr Samsat) |
| Diperiksa oleh | : |                     |            |   |                             |

| No | WAKTU       | JUMLAH KENDARAAN |               |               | JUMLAH KENDARAAN |                |               | Jumlah  | KET |
|----|-------------|------------------|---------------|---------------|------------------|----------------|---------------|---------|-----|
|    |             | SEPEDA MOTOR     | RINGAN        | BERAT         | SEPEDA MOTOR     | RINGAN         | BERAT         |         |     |
|    |             | Kendaraan/jam    | Kendaraan/jam | Kendaraan/jam | SMP/jam ( 0.35)  | SMP/jam (1.0 ) | SMP/jam (1.2) | SMP/jam |     |
| 1  | 2           | 3                | 4             | 5             | 6                | 7              | 8             | 9       | 10  |
| 1  | 06:00-07:00 | 85               | 15            | 7             | 30               | 15             | 8             | 53      |     |
| 2  | 07:00-08:00 | 155              | 45            | 5             | 54               | 45             | 6             | 105     |     |
| 3  | 08:00-09:00 | 327              | 60            | 19            | 114              | 60             | 23            | 197     |     |
| 4  | 09:00-10:00 | 340              | 102           | 20            | 119              | 102            | 24            | 245     |     |
| 5  | 10:00-11:00 | 487              | 82            | 26            | 170              | 82             | 31            | 284     |     |
| 6  | 11:00-12:00 | 425              | 120           | 21            | 149              | 120            | 25            | 294     |     |
| 7  | 12:00-13:00 | 510              | 125           | 27            | 179              | 125            | 32            | 336     |     |
| 8  | 13:00-14:00 | 363              | 97            | 16            | 127              | 97             | 19            | 243     |     |
| 9  | 14:00-15:00 | 370              | 83            | 20            | 130              | 83             | 24            | 237     |     |
| 10 | 15:00-16:00 | 401              | 35            | 8             | 140              | 35             | 10            | 185     |     |
| 11 | 16:00-17:00 | 299              | 120           | 21            | 105              | 120            | 25            | 250     |     |
| 12 | 17:00-18:00 | 355              | 96            | 19            | 124              | 96             | 23            | 243     |     |

## Lampiran 9

**FORMULIR****REKAPITULASI VOLUME LALU LINTAS**

| Hari/Tanggal   | :           | Sabtu/14 April 2008 | Provinsi      | :             | Sulawesi Tengah       |                |               |        |     |
|----------------|-------------|---------------------|---------------|---------------|-----------------------|----------------|---------------|--------|-----|
| Jam            | :           | 06.00 s/d 18.00     | Nama Kota     | :             | Parigi                |                |               |        |     |
| Cuaca          | :           | Cerah               | Nama Jalan    | :             | Jalan Trans Sul;awesi |                |               |        |     |
| Diukur oleh    | :           |                     | Nomor Pos     | :             | Segmen C (arah SPBU)  |                |               |        |     |
| Diperiksa oleh | :           |                     |               |               |                       |                |               |        |     |
|                |             | JUMLAH KENDARAAN    |               |               | JUMLAH KENDARAAN      |                |               |        |     |
| No             | WAKTU       | SEPEDA MOTOR        | RINGAN        | BERAT         | SEPEDA MOTOR          | RINGAN         | BERAT         | Jumlah | KET |
|                |             | Kendaraan/jam       | Kendaraan/jam | Kendaraan/jam | SMP/jam ( 0.35)       | SMP/jam (1.0 ) | SMP/jam (1.2) |        |     |
| 1              | 2           | 3                   | 4             | 5             | 6                     | 7              | 8             | 9      | 10  |
| 1              | 06:00-07:00 | 95                  | 19            | 8             | 33                    | 19             | 10            | 62     |     |
| 2              | 07:00-08:00 | 175                 | 48            | 10            | 61                    | 48             | 12            | 121    |     |
| 3              | 08:00-09:00 | 348                 | 63            | 20            | 122                   | 63             | 24            | 209    |     |
| 4              | 09:00-10:00 | 380                 | 62            | 10            | 133                   | 62             | 12            | 207    |     |
| 5              | 10:00-11:00 | 483                 | 75            | 10            | 169                   | 75             | 12            | 256    |     |
| 6              | 11:00-12:00 | 375                 | 65            | 13            | 131                   | 65             | 16            | 212    |     |
| 7              | 12:00-13:00 | 390                 | 75            | 20            | 137                   | 75             | 24            | 236    |     |
| 8              | 13:00-14:00 | 432                 | 70            | 12            | 151                   | 70             | 14            | 236    |     |
| 9              | 14:00-15:00 | 255                 | 69            | 13            | 89                    | 69             | 16            | 174    |     |
| 10             | 15:00-16:00 | 418                 | 64            | 20            | 146                   | 64             | 24            | 234    |     |
| 11             | 16:00-17:00 | 271                 | 110           | 20            | 95                    | 110            | 24            | 229    |     |
| 12             | 17:00-18:00 | 245                 | 42            | 16            | 86                    | 42             | 19            | 147    |     |

## Lampiran 9

**FORMULIR****REKAPITULASI VOLUME LALU LINTAS**

|                |   |                      |            |   |                      |
|----------------|---|----------------------|------------|---|----------------------|
| Hari/Tanggal   | : | Sabtu/ 14 April 2008 | Provinsi   | : | Sulawesi Tengah      |
| Jam            | : | 06.00 s/d 18.00      | Nama Kota  | : | Parigi               |
| Cuaca          | : | Cerah                | Nama Jalan | : | Jalan Trans Sulawesi |
| Diukur oleh    | : |                      | Nomor Pos  | : | Segmen C ( dua arah) |
| Diperiksa oleh | : |                      |            |   |                      |

| No | WAKTU       | JUMLAH KENDARAAN |               |               | JUMLAH KENDARAAN |                |               | Jumlah  | KET |
|----|-------------|------------------|---------------|---------------|------------------|----------------|---------------|---------|-----|
|    |             | SEPEDA MOTOR     | RINGAN        | BERAT         | SEPEDA MOTOR     | RINGAN         | BERAT         |         |     |
|    |             | Kendaraan/jam    | Kendaraan/jam | Kendaraan/jam | SMP/jam ( 0.35)  | SMP/jam (1.0 ) | SMP/jam (1.2) | SMP/jam |     |
| 1  | 2           | 3                | 4             | 5             | 6                | 7              | 8             | 9       | 10  |
| 1  | 06:00-07:00 | 180              | 34            | 15            | 63               | 34             | 18            | 115     |     |
| 2  | 07:00-08:00 | 330              | 93            | 15            | 116              | 93             | 18            | 227     |     |
| 3  | 08:00-09:00 | 675              | 123           | 39            | 236              | 123            | 47            | 406     |     |
| 4  | 09:00-10:00 | 720              | 164           | 30            | 252              | 164            | 36            | 452     |     |
| 5  | 10:00-11:00 | 970              | 157           | 36            | 340              | 157            | 43            | 540     |     |
| 6  | 11:00-12:00 | 800              | 185           | 34            | 280              | 185            | 41            | 506     |     |
| 7  | 12:00-13:00 | 900              | 200           | 47            | 315              | 200            | 56            | 571     |     |
| 8  | 13:00-14:00 | <b>795</b>       | 167           | 28            | 278              | 167            | 34            | 479     |     |
| 9  | 14:00-15:00 | 625              | 152           | 33            | 219              | 152            | 40            | 410     |     |
| 10 | 15:00-16:00 | 819              | 99            | 28            | 287              | 99             | 34            | 419     |     |
| 11 | 16:00-17:00 | 570              | 230           | 41            | 200              | 230            | 49            | 479     |     |
| 12 | 17:00-18:00 | 600              | 138           | 35            | 210              | 138            | 42            | 390     |     |

## Lampiran 10

**FORMULIR****REKAPITULASI VOLUME LALU LINTAS**

|                |   |                       |            |   |                                  |
|----------------|---|-----------------------|------------|---|----------------------------------|
| Hari/Tanggal   | : | Minggu/ 15 April 2008 | Provinsi   | : | Sulawesi Tengah                  |
| Jam            | : | 06.00 s/d 18.00       | Nama Kota  | : | Parigi                           |
| Cuaca          | : | Cerah                 | Nama Jalan | : | Jalan Trans Sulawesi             |
| Diukur oleh    | : |                       | Nomor Pos  | : | Segmen A (arah Tk Sumber Rejeki) |
| Diperiksa oleh | : |                       |            |   |                                  |

| No | WAKTU       | JUMLAH KENDARAAN              |                         |                        | JUMLAH KENDARAAN                |                          |                        | Jumlah<br>SMP/jam | KET |
|----|-------------|-------------------------------|-------------------------|------------------------|---------------------------------|--------------------------|------------------------|-------------------|-----|
|    |             | SEPEDA MOTOR<br>Kendaraan/jam | RINGAN<br>Kendaraan/jam | BERAT<br>Kendaraan/jam | SEPEDA MOTOR<br>SMP/jam ( 0.35) | RINGAN<br>SMP/jam (1.0 ) | BERAT<br>SMP/jam (1.2) |                   |     |
| 1  | 2           | 3                             | 4                       | 5                      | 6                               | 7                        | 8                      | 9                 | 10  |
| 1  | 06:00-07:00 | 49                            | 12                      | 2                      | 17                              | 12                       | 2                      | 32                |     |
| 2  | 07:00-08:00 | 220                           | 51                      | 7                      | 77                              | 51                       | 8                      | 136               |     |
| 3  | 08:00-09:00 | 313                           | 76                      | 8                      | 110                             | 76                       | 10                     | 195               |     |
| 4  | 09:00-10:00 | 270                           | 82                      | 13                     | 95                              | 82                       | 16                     | 192               |     |
| 5  | 10:00-11:00 | 278                           | 74                      | 19                     | 97                              | 74                       | 23                     | 194               |     |
| 6  | 11:00-12:00 | 241                           | 73                      | 6                      | 84                              | 73                       | 7                      | 165               |     |
| 7  | 12:00-13:00 | 243                           | 61                      | 5                      | 85                              | 61                       | 6                      | 152               |     |
| 8  | 13:00-14:00 | 271                           | 67                      | 16                     | 95                              | 67                       | 19                     | 181               |     |
| 9  | 14:00-15:00 | 301                           | 74                      | 14                     | 105                             | 74                       | 17                     | 196               |     |
| 10 | 15:00-16:00 | 201                           | 91                      | 22                     | 70                              | 91                       | 26                     | 188               |     |
| 11 | 16:00-17:00 | 141                           | 84                      | 10                     | 49                              | 84                       | 12                     | 145               |     |
| 12 | 17:00-18:00 | 270                           | 71                      | 8                      | 95                              | 71                       | 10                     | 175               |     |

## Lampiran 10

**FORMULIR****REKAPITULASI VOLUME LALU LINTAS**

|                |   |                       |            |   |                        |
|----------------|---|-----------------------|------------|---|------------------------|
| Hari/Tanggal   | : | Minggu/ 15 April 2008 | Provinsi   | : | Sulawesi Tengah        |
| Jam            | : | 06.00 s/d 18.00       | Nama Kota  | : | Parigi                 |
| Cuaca          | : | Cerah                 | Nama Jalan | : | Jalan Trans Sulawesi   |
| Diukur oleh    | : |                       | Nomor Pos  | : | Segmen A (arah JI PLN) |
| Diperiksa oleh | : |                       |            |   |                        |

| No | WAKTU       | JUMLAH KENDARAAN              |                         |                        | JUMLAH KENDARAAN                |                          |                        | Jumlah<br>SMP/jam | KET |
|----|-------------|-------------------------------|-------------------------|------------------------|---------------------------------|--------------------------|------------------------|-------------------|-----|
|    |             | SEPEDA MOTOR<br>Kendaraan/jam | RINGAN<br>Kendaraan/jam | BERAT<br>Kendaraan/jam | SEPEDA MOTOR<br>SMP/jam ( 0.35) | RINGAN<br>SMP/jam (1.0 ) | BERAT<br>SMP/jam (1.2) |                   |     |
| 1  | 2           | 3                             | 4                       | 5                      | 6                               | 7                        | 8                      | 9                 | 10  |
| 1  | 06:00-07:00 | 44                            | 15                      | 4                      | 15                              | 15                       | 5                      | 35                |     |
| 2  | 07:00-08:00 | 259                           | 96                      | 6                      | 91                              | 96                       | 7                      | 194               |     |
| 3  | 08:00-09:00 | 310                           | 138                     | 10                     | 109                             | 138                      | 12                     | 259               |     |
| 4  | 09:00-10:00 | 233                           | 96                      | 14                     | 82                              | 96                       | 17                     | 194               |     |
| 5  | 10:00-11:00 | 291                           | 117                     | 10                     | 102                             | 117                      | 12                     | 231               |     |
| 6  | 11:00-12:00 | 268                           | 107                     | 8                      | 94                              | 107                      | 10                     | 210               |     |
| 7  | 12:00-13:00 | 208                           | 82                      | 7                      | 73                              | 82                       | 8                      | 163               |     |
| 8  | 13:00-14:00 | 234                           | 109                     | 20                     | 82                              | 109                      | 24                     | 215               |     |
| 9  | 14:00-15:00 | 228                           | 85                      | 16                     | 80                              | 85                       | 19                     | 184               |     |
| 10 | 15:00-16:00 | 157                           | 104                     | 35                     | 55                              | 104                      | 42                     | 201               |     |
| 11 | 16:00-17:00 | 235                           | 108                     | 11                     | 82                              | 108                      | 13                     | 203               |     |
| 12 | 17:00-18:00 | 248                           | 82                      | 5                      | 87                              | 82                       | 6                      | 175               |     |

## Lampiran 10

**FORMULIR****REKAPITULASI VOLUME LALU LINTAS**

|                |   |                       |            |   |                      |
|----------------|---|-----------------------|------------|---|----------------------|
| Hari/Tanggal   | : | Minggu/ 15 April 2008 | Provinsi   | : | Sulawesi Tengah      |
| Jam            | : | 06.00 s/d 18.00       | Nama Kota  | : | Parigi               |
| Cuaca          | : | Cerah                 | Nama Jalan | : | Jalan Trans Sulawesi |
| Diukur oleh    | : |                       | Nomor Pos  | : | Segmen A ( dua arah) |
| Diperiksa oleh | : |                       |            |   |                      |

| No | WAKTU       | JUMLAH KENDARAAN              |                         |                        | JUMLAH KENDARAAN                |                          |                        | Jumlah<br>SMP/jam | KET |
|----|-------------|-------------------------------|-------------------------|------------------------|---------------------------------|--------------------------|------------------------|-------------------|-----|
|    |             | SEPEDA MOTOR<br>Kendaraan/jam | RINGAN<br>Kendaraan/jam | BERAT<br>Kendaraan/jam | SEPEDA MOTOR<br>SMP/jam ( 0.35) | RINGAN<br>SMP/jam (1.0 ) | BERAT<br>SMP/jam (1.2) |                   |     |
| 1  | 2           | 3                             | 4                       | 5                      | 6                               | 7                        | 8                      | 9                 | 10  |
| 1  | 06:00-07:00 | 93                            | 27                      | 6                      | 33                              | 27                       | 7                      | 67                |     |
| 2  | 07:00-08:00 | 479                           | 147                     | 13                     | 168                             | 147                      | 16                     | 330               |     |
| 3  | 08:00-09:00 | 623                           | 214                     | 18                     | 218                             | 214                      | 22                     | 454               |     |
| 4  | 09:00-10:00 | 503                           | 178                     | 27                     | 176                             | 178                      | 32                     | 386               |     |
| 5  | 10:00-11:00 | 569                           | 191                     | 29                     | 199                             | 191                      | 35                     | 425               |     |
| 6  | 11:00-12:00 | 509                           | 180                     | 14                     | 178                             | 180                      | 17                     | 375               |     |
| 7  | 12:00-13:00 | 451                           | 143                     | 12                     | 158                             | 143                      | 14                     | 315               |     |
| 8  | 13:00-14:00 | 505                           | 176                     | 36                     | 177                             | 176                      | 43                     | 396               |     |
| 9  | 14:00-15:00 | 529                           | 159                     | 30                     | 185                             | 159                      | 36                     | 380               |     |
| 10 | 15:00-16:00 | 358                           | 195                     | 57                     | 125                             | 195                      | 68                     | 389               |     |
| 11 | 16:00-17:00 | 376                           | 192                     | 21                     | 132                             | 192                      | 25                     | 349               |     |
| 12 | 17:00-18:00 | 518                           | 153                     | 13                     | 181                             | 153                      | 16                     | 350               |     |

## Lampiran 11

**FORMULIR****REKAPITULASI VOLUME LALU LINTAS**

|                |   |                       |            |   |                      |
|----------------|---|-----------------------|------------|---|----------------------|
| Hari/Tanggal   | : | Minggu/ 15 April 2008 | Provinsi   | : | Sulawesi Tengah      |
| Jam            | : | 06.00 s/d 18.00       | Nama Kota  | : | Parigi               |
| Cuaca          | : | Cerah                 | Nama Jalan | : | Jalan Trans Sulawesi |
| Diukur oleh    | : |                       | Nomor Pos  | : | Segmen B (arah SPBU) |
| Diperiksa oleh | : |                       |            |   |                      |

| No | WAKTU       | JUMLAH KENDARAAN |               |               | JUMLAH KENDARAAN |                |               | Jumlah  | KET |
|----|-------------|------------------|---------------|---------------|------------------|----------------|---------------|---------|-----|
|    |             | SEPEDA MOTOR     | RINGAN        | BERAT         | SEPEDA MOTOR     | RINGAN         | BERAT         |         |     |
|    |             | Kendaraan/jam    | Kendaraan/jam | Kendaraan/jam | SMP/jam ( 0.35)  | SMP/jam (1.0 ) | SMP/jam (1.2) | SMP/jam |     |
| 1  | 2           | 3                | 4             | 5             | 6                | 7              | 8             | 9       | 10  |
| 1  | 06:00-07:00 | 89               | 14            | 1             | 31               | 14             | 1             | 46      |     |
| 2  | 07:00-08:00 | 124              | 35            | 6             | 43               | 35             | 7             | 86      |     |
| 3  | 08:00-09:00 | 188              | 69            | 15            | 66               | 69             | 18            | 153     |     |
| 4  | 09:00-10:00 | 212              | 66            | 12            | 74               | 66             | 14            | 155     |     |
| 5  | 10:00-11:00 | 148              | 60            | 10            | 52               | 60             | 12            | 124     |     |
| 6  | 11:00-12:00 | 183              | 112           | 17            | 64               | 112            | 20            | 196     |     |
| 7  | 12:00-13:00 | 151              | 60            | 15            | 53               | 60             | 18            | 131     |     |
| 8  | 13:00-14:00 | 33               | 53            | 9             | 12               | 53             | 11            | 75      |     |
| 9  | 14:00-15:00 | 98               | 92            | 10            | 34               | 92             | 12            | 138     |     |
| 10 | 15:00-16:00 | 125              | 60            | 5             | 44               | 60             | 6             | 110     |     |
| 11 | 16:00-17:00 | 180              | 94            | 11            | 63               | 94             | 13            | 170     |     |
| 12 | 17:00-18:00 | 188              | 60            | 18            | 66               | 60             | 22            | 147     |     |

## Lampiran 11

**FORMULIR****REKAPITULASI VOLUME LALU LINTAS**

|                |   |                       |            |   |                              |
|----------------|---|-----------------------|------------|---|------------------------------|
| Hari/Tanggal   | : | Minggu/ 15 April 2008 | Provinsi   | : | Sulawesi Tengah              |
| Jam            | : | 06.00 s/d 18.00       | Nama Kota  | : | Parigi                       |
| Cuaca          | : | Cerah                 | Nama Jalan | : | Jalan Trans Sulawesi         |
| Diukur oleh    | : |                       | Nomor Pos  | : | Segmen B (arah JI Agussalim) |
| Diperiksa oleh | : |                       |            |   |                              |

| No | WAKTU       | JUMLAH KENDARAAN              |                         |                        | JUMLAH KENDARAAN                |                          |                        | Jumlah<br>SMP/jam | KET |
|----|-------------|-------------------------------|-------------------------|------------------------|---------------------------------|--------------------------|------------------------|-------------------|-----|
|    |             | SEPEDA MOTOR<br>Kendaraan/jam | RINGAN<br>Kendaraan/jam | BERAT<br>Kendaraan/jam | SEPEDA MOTOR<br>SMP/jam ( 0.35) | RINGAN<br>SMP/jam (1.0 ) | BERAT<br>SMP/jam (1.2) |                   |     |
| 1  | 2           | 3                             | 4                       | 5                      | 6                               | 7                        | 8                      | 9                 | 10  |
| 1  | 06:00-07:00 | 71                            | 20                      | 2                      | 25                              | 20                       | 2                      | 47                |     |
| 2  | 07:00-08:00 | 112                           | 52                      | 11                     | 39                              | 52                       | 13                     | 104               |     |
| 3  | 08:00-09:00 | 202                           | 83                      | 16                     | 71                              | 83                       | 19                     | 173               |     |
| 4  | 09:00-10:00 | 213                           | 58                      | 18                     | 75                              | 58                       | 22                     | 154               |     |
| 5  | 10:00-11:00 | 160                           | 59                      | 16                     | 56                              | 59                       | 19                     | 134               |     |
| 6  | 11:00-12:00 | 151                           | 63                      | 10                     | 53                              | 63                       | 12                     | 128               |     |
| 7  | 12:00-13:00 | 59                            | 89                      | 25                     | 21                              | 89                       | 30                     | 140               |     |
| 8  | 13:00-14:00 | 24                            | 40                      | 9                      | 8                               | 40                       | 11                     | 59                |     |
| 9  | 14:00-15:00 | 102                           | 94                      | 17                     | 36                              | 94                       | 20                     | 150               |     |
| 10 | 15:00-16:00 | 145                           | 48                      | 3                      | 51                              | 48                       | 4                      | 102               |     |
| 11 | 16:00-17:00 | 160                           | 76                      | 19                     | 56                              | 76                       | 23                     | 155               |     |
| 12 | 17:00-18:00 | 182                           | 79                      | 9                      | 64                              | 79                       | 11                     | 154               |     |



## Lampiran 11

**FORMULIR****REKAPITULASI VOLUME LALU LINTAS**

|                |   |                       |            |   |                      |
|----------------|---|-----------------------|------------|---|----------------------|
| Hari/Tanggal   | : | Minggu/ 15 April 2008 | Provinsi   | : | Sulawesi Tengah      |
| Jam            | : | 06.00 s/d 18.00       | Nama Kota  | : | Parigi               |
| Cuaca          | : | Cerah                 | Nama Jalan | : | Jalan Trans Sulawesi |
| Diukur oleh    | : |                       | Nomor Pos  | : | Segmen B ( dua arah) |
| Diperiksa oleh | : |                       |            |   |                      |

| No | WAKTU       | JUMLAH KENDARAAN              |                         |                        | JUMLAH KENDARAAN                |                          |                        | Jumlah<br>SMP/jam | KET |
|----|-------------|-------------------------------|-------------------------|------------------------|---------------------------------|--------------------------|------------------------|-------------------|-----|
|    |             | SEPEDA MOTOR<br>Kendaraan/jam | RINGAN<br>Kendaraan/jam | BERAT<br>Kendaraan/jam | SEPEDA MOTOR<br>SMP/jam ( 0.35) | RINGAN<br>SMP/jam (1.0 ) | BERAT<br>SMP/jam (1.2) |                   |     |
| 1  | 2           | 3                             | 4                       | 5                      | 6                               | 7                        | 8                      | 9                 | 10  |
| 1  | 06:00-07:00 | 160                           | 34                      | 3                      | 56                              | 34                       | 4                      | 94                |     |
| 2  | 07:00-08:00 | 236                           | 87                      | 17                     | 83                              | 87                       | 20                     | 190               |     |
| 3  | 08:00-09:00 | 390                           | 152                     | 31                     | 137                             | 152                      | 37                     | 326               |     |
| 4  | 09:00-10:00 | 425                           | 124                     | 30                     | 149                             | 124                      | 36                     | 309               |     |
| 5  | 10:00-11:00 | 308                           | 119                     | 26                     | 108                             | 119                      | 31                     | 258               |     |
| 6  | 11:00-12:00 | 334                           | 175                     | 27                     | 117                             | 175                      | 32                     | 324               |     |
| 7  | 12:00-13:00 | 210                           | 149                     | 40                     | 74                              | 149                      | 48                     | 271               |     |
| 8  | 13:00-14:00 | 57                            | 93                      | 18                     | 20                              | 93                       | 22                     | 135               |     |
| 9  | 14:00-15:00 | 200                           | 186                     | 27                     | 70                              | 186                      | 32                     | 288               |     |
| 10 | 15:00-16:00 | 270                           | 108                     | 8                      | 95                              | 108                      | 10                     | 212               |     |
| 11 | 16:00-17:00 | 340                           | 170                     | 30                     | 119                             | 170                      | 36                     | 325               |     |
| 12 | 17:00-18:00 | 370                           | 139                     | 27                     | 130                             | 139                      | 32                     | 301               |     |

## Lampiran 12

**FORMULIR****REKAPITULASI VOLUME LALU LINTAS**

|                |   |                       |            |   |                             |
|----------------|---|-----------------------|------------|---|-----------------------------|
| Hari/Tanggal   | : | Minggu/ 15 April 2008 | Provinsi   | : | Sulawesi Tengah             |
| Jam            | : | 06.00 s/d 18.00       | Nama Kota  | : | Parigi                      |
| Cuaca          | : | Cerah                 | Nama Jalan | : | Jalan Trans Sulawesi        |
| Diukur oleh    | : |                       | Nomor Pos  | : | Segmen C ( arah Ktr Samsat) |
| Diperiksa oleh | : |                       |            |   |                             |

| No | WAKTU       | JUMLAH KENDARAAN |               |               | JUMLAH KENDARAAN |                |               | Jumlah  | KET |
|----|-------------|------------------|---------------|---------------|------------------|----------------|---------------|---------|-----|
|    |             | SEPEDA MOTOR     | RINGAN        | BERAT         | SEPEDA MOTOR     | RINGAN         | BERAT         |         |     |
|    |             | Kendaraan/jam    | Kendaraan/jam | Kendaraan/jam | SMP/jam ( 0.35)  | SMP/jam (1.0 ) | SMP/jam (1.2) | SMP/jam |     |
| 1  | 2           | 3                | 4             | 5             | 6                | 7              | 8             | 9       | 10  |
| 1  | 06:00-07:00 | 72               | 33            | 9             | 25               | 33             | 11            | 69      |     |
| 2  | 07:00-08:00 | 233              | 34            | 7             | 82               | 34             | 8             | 124     |     |
| 3  | 08:00-09:00 | 380              | 43            | 15            | 133              | 43             | 18            | 194     |     |
| 4  | 09:00-10:00 | 228              | 85            | 13            | 80               | 85             | 16            | 180     |     |
| 5  | 10:00-11:00 | 315              | 59            | 18            | 110              | 59             | 22            | 191     |     |
| 6  | 11:00-12:00 | 413              | 70            | 12            | 145              | 70             | 14            | 229     |     |
| 7  | 12:00-13:00 | 255              | 65            | 21            | 89               | 65             | 25            | 179     |     |
| 8  | 13:00-14:00 | 275              | 78            | 9             | 96               | 78             | 11            | 185     |     |
| 9  | 14:00-15:00 | 238              | 92            | 17            | 83               | 92             | 20            | 196     |     |
| 10 | 15:00-16:00 | 317              | 95            | 23            | 111              | 95             | 28            | 234     |     |
| 11 | 16:00-17:00 | 280              | 51            | 14            | 98               | 51             | 17            | 166     |     |
| 12 | 17:00-18:00 | 280              | 62            | 15            | 98               | 62             | 18            | 178     |     |

## Lampiran 12

**FORMULIR****REKAPITULASI VOLUME LALU LINTAS**

|                |   |                       |            |   |                      |
|----------------|---|-----------------------|------------|---|----------------------|
| Hari/Tanggal   | : | Minggu/ 15 April 2008 | Provinsi   | : | Sulawesi Tengah      |
| Jam            | : | 06.00 s/d 18.00       | Nama Kota  | : | Parigi               |
| Cuaca          | : | Cerah                 | Nama Jalan | : | Jalan Trans Sulawesi |
| Diukur oleh    | : |                       | Nomor Pos  | : | Segmen C (arah SPBU) |
| Diperiksa oleh | : |                       |            |   |                      |

| No | WAKTU       | JUMLAH KENDARAAN |               |               | JUMLAH KENDARAAN |                |               | Jumlah  | KET |
|----|-------------|------------------|---------------|---------------|------------------|----------------|---------------|---------|-----|
|    |             | SEPEDA MOTOR     | RINGAN        | BERAT         | SEPEDA MOTOR     | RINGAN         | BERAT         |         |     |
|    |             | Kendaraan/jam    | Kendaraan/jam | Kendaraan/jam | SMP/jam ( 0.35)  | SMP/jam (1.0 ) | SMP/jam (1.2) | SMP/jam |     |
| 1  | 2           | 3                | 4             | 5             | 6                | 7              | 8             | 9       | 10  |
| 1  | 06:00-07:00 | 53               | 13            | 5             | 19               | 13             | 6             | 38      |     |
| 2  | 07:00-08:00 | 217              | 28            | 4             | 76               | 28             | 5             | 109     |     |
| 3  | 08:00-09:00 | 236              | 45            | 9             | 83               | 45             | 11            | 138     |     |
| 4  | 09:00-10:00 | 222              | 47            | 12            | 78               | 47             | 14            | 139     |     |
| 5  | 10:00-11:00 | 330              | 64            | 20            | 116              | 64             | 24            | 204     |     |
| 6  | 11:00-12:00 | 210              | 33            | 20            | 74               | 33             | 24            | 131     |     |
| 7  | 12:00-13:00 | 253              | 50            | 19            | 89               | 50             | 23            | 161     |     |
| 8  | 13:00-14:00 | 212              | 48            | 12            | 74               | 48             | 14            | 137     |     |
| 9  | 14:00-15:00 | 333              | 38            | 8             | 117              | 38             | 10            | 164     |     |
| 10 | 15:00-16:00 | 343              | 56            | 10            | 120              | 56             | 12            | 188     |     |
| 11 | 16:00-17:00 | 271              | 58            | 14            | 95               | 58             | 17            | 170     |     |
| 12 | 17:00-18:00 | 251              | 34            | 4             | 88               | 34             | 5             | 127     |     |

## Lampiran 12

**FORMULIR****REKAPITULASI VOLUME LALU LINTAS**

|                |   |                       |            |   |                      |
|----------------|---|-----------------------|------------|---|----------------------|
| Hari/Tanggal   | : | Minggu/ 15 April 2008 | Provinsi   | : | Sulawesi Tengah      |
| Jam            | : | 06.00 s/d 18.00       | Nama Kota  | : | Parigi               |
| Cuaca          | : | Cerah                 | Nama Jalan | : | Jalan Trans Sulawesi |
| Diukur oleh    | : |                       | Nomor Pos  | : | Segmen C (dua arah)  |
| Diperiksa oleh | : |                       |            |   |                      |

| No | WAKTU       | JUMLAH KENDARAAN              |                         |                        | JUMLAH KENDARAAN                |                          |                        | Jumlah<br>SMP/jam | KET |
|----|-------------|-------------------------------|-------------------------|------------------------|---------------------------------|--------------------------|------------------------|-------------------|-----|
|    |             | SEPEDA MOTOR<br>Kendaraan/jam | RINGAN<br>Kendaraan/jam | BERAT<br>Kendaraan/jam | SEPEDA MOTOR<br>SMP/jam ( 0.35) | RINGAN<br>SMP/jam (1.0 ) | BERAT<br>SMP/jam (1.2) |                   |     |
| 1  | 2           | 3                             | 4                       | 5                      | 6                               | 7                        | 8                      | 9                 | 10  |
| 1  | 06:00-07:00 | 125                           | 46                      | 14                     | 44                              | 46                       | 17                     | 107               |     |
| 2  | 07:00-08:00 | 450                           | 62                      | 11                     | 158                             | 62                       | 13                     | 233               |     |
| 3  | 08:00-09:00 | 616                           | 88                      | 24                     | 216                             | 88                       | 29                     | 332               |     |
| 4  | 09:00-10:00 | 450                           | 132                     | 25                     | 158                             | 132                      | 30                     | 320               |     |
| 5  | 10:00-11:00 | 645                           | 123                     | 38                     | 226                             | 123                      | 46                     | 394               |     |
| 6  | 11:00-12:00 | 623                           | 103                     | 32                     | 218                             | 103                      | 38                     | 359               |     |
| 7  | 12:00-13:00 | 508                           | 115                     | 40                     | 178                             | 115                      | 48                     | 341               |     |
| 8  | 13:00-14:00 | 487                           | 126                     | 21                     | 170                             | 126                      | 25                     | 322               |     |
| 9  | 14:00-15:00 | 571                           | 130                     | 25                     | 200                             | 130                      | 30                     | 360               |     |
| 10 | 15:00-16:00 | 660                           | 151                     | 33                     | 231                             | 151                      | 40                     | 422               |     |
| 11 | 16:00-17:00 | 551                           | 109                     | 28                     | 193                             | 109                      | 34                     | 335               |     |
| 12 | 17:00-18:00 | 531                           | 96                      | 19                     | 186                             | 96                       | 23                     | 305               |     |

## Lampiran 13

**FORMULIR****REKAPIT ULASI VOLUME LALU LINTAS**

|                |   |                      |            |   |                                  |
|----------------|---|----------------------|------------|---|----------------------------------|
| Hari/Tanggal   | : | Senin/ 16 April 2008 | Provinsi   | : | Sulawesi Tengah                  |
| Jam            | : | 06.00 s/d 18.00      | Nama Kota  | : | Parigi                           |
| Cuaca          | : | Cerah                | Nama Jalan | : | Jalan Trans Sulawesi             |
| Diukur oleh    | : |                      | Nomor Pos  | : | Segmen A (arah Tk Sumber Rejeki) |
| Diperiksa oleh | : |                      |            |   |                                  |

| No | WAKTU       | JUMLAH KENDARAAN              |                         |                        | JUMLAH KENDARAAN                |                          |                        | Jumlah<br>SMP/jam | KET |
|----|-------------|-------------------------------|-------------------------|------------------------|---------------------------------|--------------------------|------------------------|-------------------|-----|
|    |             | SEPEDA MOTOR<br>Kendaraan/jam | RINGAN<br>Kendaraan/jam | BERAT<br>Kendaraan/jam | SEPEDA MOTOR<br>SMP/jam ( 0.35) | RINGAN<br>SMP/jam (1.0 ) | BERAT<br>SMP/jam (1.2) |                   |     |
| 1  | 2           | 3                             | 4                       | 5                      | 6                               | 7                        | 8                      | 9                 | 10  |
| 1  | 06:00-07:00 | 245                           | 19                      | 2                      | 86                              | 19                       | 2                      | 107               |     |
| 2  | 07:00-08:00 | 270                           | 83                      | 6                      | 95                              | 83                       | 7                      | 185               |     |
| 3  | 08:00-09:00 | 420                           | 212                     | 9                      | 147                             | 212                      | 11                     | 370               |     |
| 4  | 09:00-10:00 | 471                           | 220                     | 16                     | 165                             | 220                      | 19                     | 404               |     |
| 5  | 10:00-11:00 | 501                           | 174                     | 25                     | 175                             | 174                      | 30                     | 379               |     |
| 6  | 11:00-12:00 | 330                           | 123                     | 11                     | 116                             | 123                      | 13                     | 252               |     |
| 7  | 12:00-13:00 | 339                           | 164                     | 7                      | 119                             | 164                      | 8                      | 291               |     |
| 8  | 13:00-14:00 | 370                           | 98                      | 13                     | 130                             | 98                       | 16                     | 243               |     |
| 9  | 14:00-15:00 | 310                           | 192                     | 10                     | 109                             | 192                      | 12                     | 313               |     |
| 10 | 15:00-16:00 | 295                           | 81                      | 13                     | 103                             | 81                       | 16                     | 200               |     |
| 11 | 16:00-17:00 | 246                           | 103                     | 12                     | 86                              | 103                      | 14                     | 204               |     |
| 12 | 17:00-18:00 | 301                           | 88                      | 0                      | 105                             | 88                       | 0                      | 193               |     |

Lampiran 13  
**FORMULIR**  
**REKAPITULASI VOLUME LALU LINTAS**

|                |   |                      |            |   |                        |
|----------------|---|----------------------|------------|---|------------------------|
| Hari/Tanggal   | : | Senin/ 16 April 2008 | Provinsi   | : | Sulawesi Tengah        |
| Jam            | : | 06.00 s/d 18.00      | Nama Kota  | : | Parigi                 |
| Cuaca          | : | Cerah                | Nama Jalan | : | Jalan Trans Sulawesi   |
| Diukur oleh    | : |                      | Nomor Pos  | : | Segmen A (arah JI PLN) |
| Diperiksa oleh | : |                      |            |   |                        |

| No | WAKTU       | JUMLAH KENDARAAN              |                         |                        | JUMLAH KENDARAAN                |                          |                        | Jumlah<br>SMP/jam | KET |
|----|-------------|-------------------------------|-------------------------|------------------------|---------------------------------|--------------------------|------------------------|-------------------|-----|
|    |             | SEPEDA MOTOR<br>Kendaraan/jam | RINGAN<br>Kendaraan/jam | BERAT<br>Kendaraan/jam | SEPEDA MOTOR<br>SMP/jam ( 0.35) | RINGAN<br>SMP/jam (1.0 ) | BERAT<br>SMP/jam (1.2) |                   |     |
| 1  | 2           | 3                             | 4                       | 5                      | 6                               | 7                        | 8                      | 9                 | 10  |
| 1  | 06:00-07:00 | 15                            | 18                      | 4                      | 5                               | 18                       | 5                      | 28                |     |
| 2  | 07:00-08:00 | 269                           | 59                      | 5                      | 94                              | 59                       | 6                      | 159               |     |
| 3  | 08:00-09:00 | 460                           | 259                     | 14                     | 161                             | 259                      | 17                     | 437               |     |
| 4  | 09:00-10:00 | 445                           | 178                     | 15                     | 156                             | 178                      | 18                     | 352               |     |
| 5  | 10:00-11:00 | 479                           | 184                     | 15                     | 168                             | 184                      | 18                     | 370               |     |
| 6  | 11:00-12:00 | 341                           | 147                     | 13                     | 119                             | 147                      | 16                     | 282               |     |
| 7  | 12:00-13:00 | 249                           | 123                     | 13                     | 87                              | 123                      | 16                     | 226               |     |
| 8  | 13:00-14:00 | 315                           | 31                      | 10                     | 110                             | 31                       | 12                     | 153               |     |
| 9  | 14:00-15:00 | 280                           | 160                     | 17                     | 98                              | 160                      | 20                     | 278               |     |
| 10 | 15:00-16:00 | 302                           | 52                      | 14                     | 106                             | 52                       | 17                     | 175               |     |
| 11 | 16:00-17:00 | 221                           | 69                      | 23                     | 77                              | 69                       | 28                     | 174               |     |
| 12 | 17:00-18:00 | 262                           | 20                      | 1                      | 92                              | 20                       | 1                      | 113               |     |

## Lampiran 13

**FORMULIR****REKAPITULASI VOLUME LALU LINTAS**

|                |             |                      |               |               |                      |                |               |         |     |
|----------------|-------------|----------------------|---------------|---------------|----------------------|----------------|---------------|---------|-----|
| Hari/Tanggal   | :           | Senin/ 16 April 2008 | Provinsi      | :             | Sulawesi Tengah      |                |               |         |     |
| Jam            | :           | 06.00 s/d 18.00      | Nama Kota     | :             | Parigi               |                |               |         |     |
| Cuaca          | :           | Cerah                | Nama Jalan    | :             | Jalan Trans Sulawesi |                |               |         |     |
| Diukur oleh    | :           |                      | Nomor Pos     | :             | Segmen A (dua arah)  |                |               |         |     |
| Diperiksa oleh | :           |                      |               |               |                      |                |               |         |     |
|                |             | JUMLAH KENDARAAN     |               |               | JUMLAH KENDARAAN     |                |               |         |     |
| No             | WAKTU       | SEPEDA MOTOR         | RINGAN        | BERAT         | SEPEDA MOTOR         | RINGAN         | BERAT         | Jumlah  | KET |
|                |             | Kendaraan/jam        | Kendaraan/jam | Kendaraan/jam | SMP/jam ( 0.35)      | SMP/jam (1.0 ) | SMP/jam (1.2) | SMP/jam |     |
| 1              | 2           | 3                    | 4             | 5             | 6                    | 7              | 8             | 9       | 10  |
| 1              | 06:00-07:00 | 260                  | 37            | 6             | 91                   | 37             | 7             | 135     |     |
| 2              | 07:00-08:00 | 539                  | 142           | 11            | 189                  | 142            | 13            | 344     |     |
| 3              | 08:00-09:00 | 880                  | 471           | 23            | 308                  | 471            | 28            | 807     |     |
| 4              | 09:00-10:00 | 916                  | 398           | 31            | 321                  | 398            | 37            | 756     |     |
| 5              | 10:00-11:00 | 980                  | 358           | 40            | 343                  | 358            | 48            | 749     |     |
| 6              | 11:00-12:00 | 671                  | 270           | 24            | 235                  | 270            | 29            | 534     |     |
| 7              | 12:00-13:00 | 588                  | 287           | 20            | 206                  | 287            | 24            | 517     |     |
| 8              | 13:00-14:00 | 685                  | 129           | 23            | 240                  | 129            | 28            | 396     |     |
| 9              | 14:00-15:00 | 590                  | 352           | 27            | 207                  | 352            | 32            | 591     |     |
| 10             | 15:00-16:00 | 597                  | 133           | 27            | 209                  | 133            | 32            | 374     |     |
| 11             | 16:00-17:00 | 467                  | 172           | 35            | 163                  | 172            | 42            | 377     |     |
| 12             | 17:00-18:00 | 563                  | 108           | 1             | 197                  | 108            | 1             | 306     |     |

## Lampiran 14

**FORMULIR  
REKAPITULASI VOLUME LALU LINTAS**

|                |   |                      |            |   |                      |
|----------------|---|----------------------|------------|---|----------------------|
| Hari/Tanggal   | : | Senin/ 16 April 2008 | Provinsi   | : | Sulawesi Tengah      |
| Jam            | : | 06.00 s/d 18.00      | Nama Kota  | : | Parigi               |
| Cuaca          | : | Cerah                | Nama Jalan | : | Jalan Trans Sulawesi |
| Diukur oleh    | : |                      | Nomor Pos  | : | Segmen B (arah SPBU) |
| Diperiksa oleh | : |                      |            |   |                      |

| No | WAKTU       | JUMLAH KENDARAAN              |                         |                        | JUMLAH KENDARAAN                |                          |                        | Jumlah<br>SMP/jam | KET |
|----|-------------|-------------------------------|-------------------------|------------------------|---------------------------------|--------------------------|------------------------|-------------------|-----|
|    |             | SEPEDA MOTOR<br>Kendaraan/jam | RINGAN<br>Kendaraan/jam | BERAT<br>Kendaraan/jam | SEPEDA MOTOR<br>SMP/jam ( 0.35) | RINGAN<br>SMP/jam (1.0 ) | BERAT<br>SMP/jam (1.2) |                   |     |
| 1  | 2           | 3                             | 4                       | 5                      | 6                               | 7                        | 8                      | 9                 | 10  |
| 1  | 06:00-07:00 | 150                           | 32                      | 2                      | 53                              | 32                       | 2                      | 87                |     |
| 2  | 07:00-08:00 | 452                           | 70                      | 17                     | 158                             | 70                       | 20                     | 249               |     |
| 3  | 08:00-09:00 | 517                           | 80                      | 14                     | 181                             | 80                       | 17                     | 278               |     |
| 4  | 09:00-10:00 | 330                           | 118                     | 12                     | 116                             | 118                      | 14                     | 248               |     |
| 5  | 10:00-11:00 | 420                           | 118                     | 15                     | 147                             | 118                      | 18                     | 283               |     |
| 6  | 11:00-12:00 | 348                           | 106                     | 12                     | 122                             | 106                      | 14                     | 242               |     |
| 7  | 12:00-13:00 | 231                           | 118                     | 19                     | 81                              | 118                      | 23                     | 222               |     |
| 8  | 13:00-14:00 | 501                           | 120                     | 20                     | 175                             | 120                      | 24                     | 319               |     |
| 9  | 14:00-15:00 | 712                           | 117                     | 15                     | 249                             | 117                      | 18                     | 384               |     |
| 10 | 15:00-16:00 | 280                           | 120                     | 11                     | 98                              | 120                      | 13                     | 231               |     |
| 11 | 16:00-17:00 | 320                           | 104                     | 14                     | 112                             | 104                      | 17                     | 233               |     |
| 12 | 17:00-18:00 | 285                           | 120                     | 7                      | 100                             | 120                      | 8                      | 228               |     |



## Lampiran 14

**FORMULIR****REKAPITULASI VOLUME LALU LINTAS**

|                |   |                      |            |   |                              |
|----------------|---|----------------------|------------|---|------------------------------|
| Hari/Tanggal   | : | Senin/ 16 April 2008 | Provinsi   | : | Sulawesi Tengah              |
| Jam            | : | 06.00 s/d 18.00      | Nama Kota  | : | Parigi                       |
| Cuaca          | : | Cerah                | Nama Jalan | : | Jalan Trans Sulawesi         |
| Diukur oleh    | : |                      | Nomor Pos  | : | Segmen B (arah JI Agussalim) |
| Diperiksa oleh | : |                      |            |   |                              |

| No | WAKTU       | JUMLAH KENDARAAN |               |               | JUMLAH KENDARAAN |                 |               | Jumlah  | KET |
|----|-------------|------------------|---------------|---------------|------------------|-----------------|---------------|---------|-----|
|    |             | SEPEDA MOTOR     | RINGAN        | BERAT         | SEPEDA MOTOR     | RINGAN          | BERAT         |         |     |
|    |             | Kendaraan/jam    | Kendaraan/jam | Kendaraan/jam | SMP/jam ( 0.35)  | SMP/jam ( 1.0 ) | SMP/jam (1.2) | SMP/jam |     |
| 1  | 2           | 3                | 4             | 5             | 6                | 7               | 8             | 9       | 10  |
| 1  | 06:00-07:00 | 180              | 35            | 7             | 63               | 35              | 8             | 106     |     |
| 2  | 07:00-08:00 | 438              | 73            | 11            | 153              | 73              | 13            | 240     |     |
| 3  | 08:00-09:00 | 401              | 32            | 20            | 140              | 32              | 24            | 196     |     |
| 4  | 09:00-10:00 | 440              | 135           | 26            | 154              | 135             | 31            | 320     |     |
| 5  | 10:00-11:00 | 300              | 128           | 24            | 105              | 128             | 29            | 262     |     |
| 6  | 11:00-12:00 | 342              | 121           | 14            | 120              | 121             | 17            | 258     |     |
| 7  | 12:00-13:00 | 329              | 129           | 24            | 115              | 129             | 29            | 273     |     |
| 8  | 13:00-14:00 | 574              | 148           | 14            | 201              | 148             | 17            | 366     |     |
| 9  | 14:00-15:00 | 453              | 99            | 20            | 159              | 99              | 24            | 282     |     |
| 10 | 15:00-16:00 | 290              | 105           | 21            | 102              | 105             | 25            | 232     |     |
| 11 | 16:00-17:00 | 350              | 89            | 15            | 123              | 89              | 18            | 230     |     |
| 12 | 17:00-18:00 | 330              | 80            | 20            | 116              | 80              | 24            | 220     |     |

## Lampiran 14

**FORMULIR  
REKAPITULASI VOLUME LALU LINTAS**

|                |   |                      |            |   |                      |
|----------------|---|----------------------|------------|---|----------------------|
| Hari/Tanggal   | : | Senin/ 16 April 2008 | Provinsi   | : | Sulawesi Tengah      |
| Jam            | : | 06.00 s/d 18.00      | Nama Kota  | : | Parigi               |
| Cuaca          | : | Cerah                | Nama Jalan | : | Jalan Trans Sulawesi |
| Diukur oleh    | : |                      | Nomor Pos  | : | Segmen B (dua arah)  |
| Diperiksa oleh | : |                      |            |   |                      |

| No | WAKTU       | JUMLAH KENDARAAN              |                         |                        | JUMLAH KENDARAAN                |                          |                        | Jumlah<br>SMP/jam | KET |
|----|-------------|-------------------------------|-------------------------|------------------------|---------------------------------|--------------------------|------------------------|-------------------|-----|
|    |             | SEPEDA MOTOR<br>Kendaraan/jam | RINGAN<br>Kendaraan/jam | BERAT<br>Kendaraan/jam | SEPEDA MOTOR<br>SMP/jam ( 0.35) | RINGAN<br>SMP/jam (1.0 ) | BERAT<br>SMP/jam (1.2) |                   |     |
| 1  | 2           | 3                             | 4                       | 5                      | 6                               | 7                        | 8                      | 9                 | 10  |
| 1  | 06:00-07:00 | 330                           | 67                      | 9                      | 116                             | 67                       | 11                     | 193               |     |
| 2  | 07:00-08:00 | 890                           | 143                     | 28                     | 312                             | 143                      | 34                     | 488               |     |
| 3  | 08:00-09:00 | 918                           | 112                     | 34                     | 321                             | 112                      | 41                     | 474               |     |
| 4  | 09:00-10:00 | 770                           | 253                     | 38                     | 270                             | 253                      | 46                     | 568               |     |
| 5  | 10:00-11:00 | 720                           | 246                     | 39                     | 252                             | 246                      | 47                     | 545               |     |
| 6  | 11:00-12:00 | 690                           | 227                     | 26                     | 242                             | 227                      | 31                     | 500               |     |
| 7  | 12:00-13:00 | 560                           | 247                     | 43                     | 196                             | 247                      | 52                     | 495               |     |
| 8  | 13:00-14:00 | <b>1075</b>                   | <b>268</b>              | <b>34</b>              | <b>376</b>                      | <b>268</b>               | <b>41</b>              | <b>685</b>        |     |
| 9  | 14:00-15:00 | 1165                          | 216                     | 35                     | 408                             | 216                      | 42                     | 666               |     |
| 10 | 15:00-16:00 | 570                           | 225                     | 32                     | 200                             | 225                      | 38                     | 463               |     |
| 11 | 16:00-17:00 | 670                           | 193                     | 29                     | 235                             | 193                      | 35                     | 462               |     |
| 12 | 17:00-18:00 | 615                           | 200                     | 27                     | 215                             | 200                      | 32                     | 448               |     |

## Lampiran 15

**FORMULIR****REKAPITULASI VOLUME LALU LINTAS**

|                |   |                      |            |   |                            |
|----------------|---|----------------------|------------|---|----------------------------|
| Hari/Tanggal   | : | Senin/ 16 April 2008 | Provinsi   | : | Sulawesi Tengah            |
| Jam            | : | 06.00 s/d 18.00      | Nama Kota  | : | Parigi                     |
| Cuaca          | : | Cerah                | Nama Jalan | : | Jalan Trans Sulawesi       |
| Diukur oleh    | : |                      | Nomor Pos  | : | Segmen C (arah Ktr Samsat) |
| Diperiksa oleh | : |                      |            |   |                            |

| No | WAKTU       | JUMLAH KENDARAAN |               |               | JUMLAH KENDARAAN |                |               | Jumlah  | KET |
|----|-------------|------------------|---------------|---------------|------------------|----------------|---------------|---------|-----|
|    |             | SEPEDA MOTOR     | RINGAN        | BERAT         | SEPEDA MOTOR     | RINGAN         | BERAT         |         |     |
|    |             | Kendaraan/jam    | Kendaraan/jam | Kendaraan/jam | SMP/jam ( 0.35)  | SMP/jam (1.0 ) | SMP/jam (1.2) | SMP/jam |     |
| 1  | 2           | 3                | 4             | 5             | 6                | 7              | 8             | 9       | 10  |
| 1  | 06:00-07:00 | 235              | 85            | 7             | 82               | 85             | 8             | 176     |     |
| 2  | 07:00-08:00 | 240              | 87            | 4             | 84               | 87             | 5             | 176     |     |
| 3  | 08:00-09:00 | 265              | 44            | 22            | 93               | 44             | 26            | 163     |     |
| 4  | 09:00-10:00 | 225              | 92            | 15            | 79               | 92             | 18            | 189     |     |
| 5  | 10:00-11:00 | 220              | 69            | 22            | 77               | 69             | 26            | 172     |     |
| 6  | 11:00-12:00 | 217              | 60            | 23            | 76               | 60             | 28            | 164     |     |
| 7  | 12:00-13:00 | 220              | 81            | 8             | 77               | 81             | 10            | 168     |     |
| 8  | 13:00-14:00 | 220              | 84            | 20            | 77               | 84             | 24            | 185     |     |
| 9  | 14:00-15:00 | 237              | 80            | 11            | 83               | 80             | 13            | 176     |     |
| 10 | 15:00-16:00 | 239              | 46            | 7             | 84               | 46             | 8             | 138     |     |
| 11 | 16:00-17:00 | 218              | 78            | 22            | 76               | 78             | 26            | 181     |     |
| 12 | 17:00-18:00 | 203              | 73            | 12            | 71               | 73             | 14            | 158     |     |

Lampiran 15  
**FORMULIR**  
**REKAPITULASI VOLUME LALU LINTAS**

|                |   |                      |            |   |                      |
|----------------|---|----------------------|------------|---|----------------------|
| Hari/Tanggal   | : | Senin/ 16 April 2008 | Provinsi   | : | Sulawesi Tengah      |
| Jam            | : | 06.00 s/d 18.00      | Nama Kota  | : | Parigi               |
| Cuaca          | : | Cerah                | Nama Jalan | : | Jalan Trans Sulawesi |
| Diukur oleh    | : |                      | Nomor Pos  | : | Segmen C (arah SPBU) |
| Diperiksa oleh | : |                      |            |   |                      |

| No | WAKTU       | JUMLAH KENDARAAN              |                         |                        | JUMLAH KENDARAAN                |                          |                        | Jumlah<br>SMP/jam | KET |
|----|-------------|-------------------------------|-------------------------|------------------------|---------------------------------|--------------------------|------------------------|-------------------|-----|
|    |             | SEPEDA MOTOR<br>Kendaraan/jam | RINGAN<br>Kendaraan/jam | BERAT<br>Kendaraan/jam | SEPEDA MOTOR<br>SMP/jam ( 0.35) | RINGAN<br>SMP/jam (1.0 ) | BERAT<br>SMP/jam (1.2) |                   |     |
| 1  | 2           | 3                             | 4                       | 5                      | 6                               | 7                        | 8                      | 9                 | 10  |
| 1  | 06:00-07:00 | 245                           | 80                      | 11                     | 86                              | 80                       | 13                     | 179               |     |
| 2  | 07:00-08:00 | 255                           | 80                      | 7                      | 89                              | 80                       | 8                      | 178               |     |
| 3  | 08:00-09:00 | 270                           | 65                      | 24                     | 95                              | 65                       | 29                     | 188               |     |
| 4  | 09:00-10:00 | 250                           | 80                      | 20                     | 88                              | 80                       | 24                     | 192               |     |
| 5  | 10:00-11:00 | 260                           | 93                      | 30                     | 91                              | 93                       | 36                     | 220               |     |
| 6  | 11:00-12:00 | 238                           | 77                      | 27                     | 83                              | 77                       | 32                     | 193               |     |
| 7  | 12:00-13:00 | 280                           | 103                     | 11                     | 98                              | 103                      | 13                     | 214               |     |
| 8  | 13:00-14:00 | 275                           | 100                     | 24                     | 96                              | 100                      | 29                     | 225               |     |
| 9  | 14:00-15:00 | 263                           | 105                     | 21                     | 92                              | 105                      | 25                     | 222               |     |
| 10 | 15:00-16:00 | 311                           | 85                      | 11                     | 109                             | 85                       | 13                     | 207               |     |
| 11 | 16:00-17:00 | 277                           | 103                     | 23                     | 97                              | 103                      | 28                     | 228               |     |
| 12 | 17:00-18:00 | 287                           | 90                      | 20                     | 100                             | 90                       | 24                     | 214               |     |

Lampiran 15  
**FORMULIR**  
**REKAPITULASI VOLUME LALU LINTAS**

|                |   |                      |            |   |                      |
|----------------|---|----------------------|------------|---|----------------------|
| Hari/Tanggal   | : | Senin/ 16 April 2008 | Provinsi   | : | Sulawesi Tengah      |
| Jam            | : | 06.00 s/d 18.00      | Nama Kota  | : | Parigi               |
| Cuaca          | : | Cerah                | Nama Jalan | : | Jalan Trans Sulawesi |
| Diukur oleh    | : |                      | Nomor Pos  | : | Segmen C (dua arah)  |
| Diperiksa oleh | : |                      |            |   |                      |

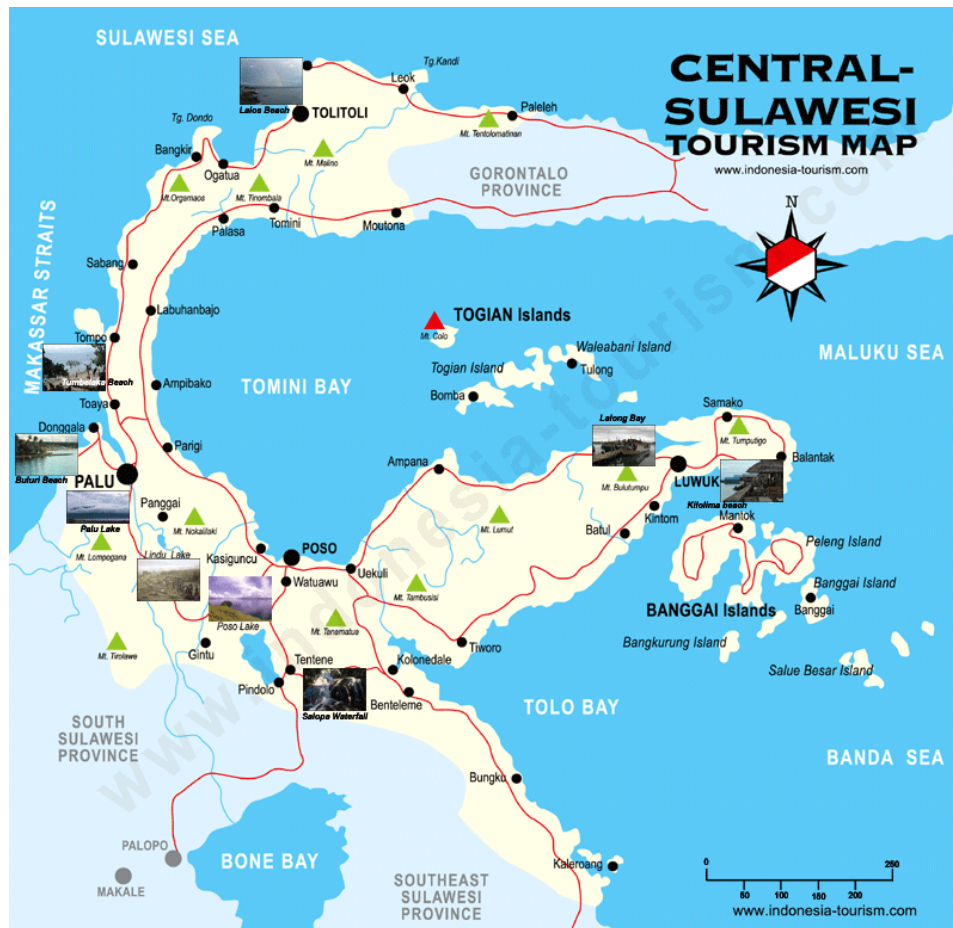
| No | WAKTU       | JUMLAH KENDARAAN              |                         |                        | JUMLAH KENDARAAN                |                         |                        | Jumlah SMP/jam | KET |
|----|-------------|-------------------------------|-------------------------|------------------------|---------------------------------|-------------------------|------------------------|----------------|-----|
|    |             | SEPEDA MOTOR<br>Kendaraan/jam | RINGAN<br>Kendaraan/jam | BERAT<br>Kendaraan/jam | SEPEDA MOTOR<br>SMP/jam ( 0.35) | RINGAN<br>SMP/jam (1.0) | BERAT<br>SMP/jam (1.2) |                |     |
| 1  | 2           | 3                             | 4                       | 5                      | 6                               | 7                       | 8                      | 9              | 10  |
| 1  | 06:00-07:00 | 480                           | 165                     | 18                     | 168                             | 165                     | 22                     | 355            |     |
| 2  | 07:00-08:00 | 495                           | 167                     | 11                     | 173                             | 167                     | 13                     | 353            |     |
| 3  | 08:00-09:00 | 535                           | 109                     | 46                     | 187                             | 109                     | 55                     | 351            |     |
| 4  | 09:00-10:00 | 475                           | 172                     | 35                     | 166                             | 172                     | 42                     | 380            |     |
| 5  | 10:00-11:00 | 480                           | 162                     | 52                     | 168                             | 162                     | 62                     | 392            |     |
| 6  | 11:00-12:00 | 455                           | 137                     | 50                     | 159                             | 137                     | 60                     | 356            |     |
| 7  | 12:00-13:00 | 500                           | 184                     | 19                     | 175                             | 184                     | 23                     | 382            |     |
| 8  | 13:00-14:00 | <b>495</b>                    | <b>184</b>              | <b>44</b>              | <b>173</b>                      | <b>184</b>              | <b>53</b>              | <b>410</b>     |     |
| 9  | 14:00-15:00 | 500                           | 185                     | 32                     | 175                             | 185                     | 38                     | 398            |     |
| 10 | 15:00-16:00 | 550                           | 131                     | 18                     | 193                             | 131                     | 22                     | 345            |     |
| 11 | 16:00-17:00 | 495                           | 181                     | 45                     | 173                             | 181                     | 54                     | 408            |     |
| 12 | 17:00-18:00 | 490                           | 163                     | 32                     | 172                             | 163                     | 38                     | 373            |     |

Lampiran 22. Standar Pelayanan Minimal Bidang Jalan di Indonesia (Departemen Kimpraswil,2001)

| No | Bidang Pelayanan    | Standar Pelayanan |  |                          | Keterangan                               |
|----|---------------------|-------------------|--|--------------------------|--|
|    |                     | Kuantitas         |  | Kualitas                 |  |
|    |                     | Cakupan           | Konsumsi/produksi                          |                          |  |
| 1  | Jaringan Jalan      |                   |  |                          |  |
|    | Aspek Aksesibilitas | Seluruh jaringan  | Kepadatan Penduduk (jiwa/km <sup>2</sup> ) | Indeks Aksesibilitas     | Panjang jalan/luas (km/km <sup>2</sup> ) |
|    |                     |                   | Sangat tinggi > 5000                       | > 5                      |  |
|    |                     |                   | Tinggi > 1000                              | > 1,5                    |  |
|    |                     |                   | Sedang > 500                               | > 0,5                    |  |
|    |                     |                   | Rendah > 100<br>Sangat rendah <100         | > 0,15<br>>0,05          |  |
|    | Aspek Keselamatan   | Seluruh jaringan  | Pemakai jalan                              | Indeks Kecelakaan 1<br>< | kecelakaan/<br>100.000 km kendaraan      |
|    |                     |                   | Kepadatan Penduduk (jiwa/km <sup>2</sup> ) | Indeks Kecelakaan 2      | Kecelakaan/<br>km/tahun                  |
|    |                     |                   | Sangat Tinggi > 10                         |                          |  |
|    |                     |                   | Tinggi > 5                                 |                          |  |
|    |                     |                   | Sedang > 2                                 |                          |  |
|    |                     |                   | Rendah > 1                                 |                          |  |
|    | Sangat rendah < 1   |                   |  |                          |  |

Sumber : Kepmen Kimpraswil No. 534/KPTS/M/2001

Lampiran 23. Peta Provinsi Sulawesi Tengah









Lampiran 19

**FORMULIR****REKAPITULASI VOLUME KENDARAAN LAMBAT, KENDARAAN PARKIR, KENDARAAN KELUAR/MASUK LAHAN DAN PEJALANAN KAKI**

Hari/Tanggal : Senin/ 16 April 2008

Provinsi : Sul-Tengah

Jam : 06.00 s/d 18.00

Nama Kota : Parigi

Cuaca : Cerah

Nama Jalan : Jalan Trans Sulawesi

Diukur oleh :

Nomor Pos : Segmen A

Diperiksa oleh :

| No | WAKTU       | JUMLAH KENDARAAN       |                         |                          |                       |                         | PEJALAN KAKI | KET |
|----|-------------|------------------------|-------------------------|--------------------------|-----------------------|-------------------------|--------------|-----|
|    |             | BECAK<br>Kendaraan/jam | SEPEDA<br>Kendaraan/jam | GEROBAK<br>Kendaraan/jam | KELUAR/MASUK<br>LAHAN | PARKIR<br>Kendaraan/jam |              |     |
| 1  | 2           | 3                      | 4                       | 5                        | 6                     | 7                       | 8            | 10  |
| 1  | 06:00-07:00 | 0                      | 7                       | 1                        | 112                   | 61                      | 21           |     |
| 2  | 07:00-08:00 | 0                      | 3                       | 3                        | 198                   | 65                      | 17           |     |
| 3  | 08:00-09:00 | 0                      | 4                       | 6                        | 231                   | 70                      | 31           |     |
| 4  | 09:00-10:00 | 0                      | 1                       | 12                       | 120                   | 69                      | 24           |     |
| 5  | 10:00-11:00 | 0                      | 2                       | 3                        | 101                   | 53                      | 13           |     |
| 6  | 11:00-12:00 | 0                      | 1                       | 3                        | 97                    | 49                      | 6            |     |
| 7  | 12:00-13:00 | 0                      | 2                       | 2                        | 85                    | 52                      | 11           |     |
| 8  | 13:00-14:00 | 0                      | 1                       | 2                        | 84                    | 51                      | 10           |     |
| 9  | 14:00-15:00 | 0                      | 0                       | 0                        | 80                    | 47                      | 7            |     |
| 10 | 15:00-16:00 | 0                      | 1                       | 3                        | 98                    | 48                      | 5            |     |
| 11 | 16:00-17:00 | 0                      | 2                       | 1                        | 90                    | 51                      | 13           |     |
| 12 | 17:00-18:00 | 0                      | 0                       | 3                        | 89                    | 50                      | 5            |     |

Lampiran 20

**FORMULIR****REKAPITULASI VOLUME KENDARAAN LAMBAT, KENDARAAN PARKIR, KENDARAAN KELUAR/MASUK LAHAN DAN PEJALANAN KAKI**

|                |                         |            |                        |
|----------------|-------------------------|------------|------------------------|
| Hari/Tanggal   | : Sabtu / 14 April 2008 | Provinsi   | : Sul-Tengah           |
| Jam            | : 06.00 s/d 18.00       | Nama Kota  | : Parigi               |
| Cuaca          | : Cerah                 | Nama Jalan | : Jalan Trans Sulawesi |
| Diukur oleh    | :                       | Nomor Pos  | : Segmen B             |
| Diperiksa oleh | :                       |            |                        |

| No | WAKTU       | JUMLAH KENDARAAN       |                         |                          |                       |                         | PEJALAN KAKI | KET |
|----|-------------|------------------------|-------------------------|--------------------------|-----------------------|-------------------------|--------------|-----|
|    |             | BECAK<br>Kendaraan/jam | SEPEDA<br>Kendaraan/jam | GEROBAK<br>Kendaraan/jam | KELUAR/MASUK<br>LAHAN | PARKIR<br>Kendaraan/jam |              |     |
| 1  | 2           | 3                      | 4                       | 5                        | 6                     | 7                       | 8            | 10  |
| 1  | 06:00-07:00 | 0                      | 6                       | 1                        | 66                    | 35                      | 33           |     |
| 2  | 07:00-08:00 | 0                      | 4                       | 3                        | 68                    | 37                      | 75           |     |
| 3  | 08:00-09:00 | 2                      | 8                       | 4                        | 72                    | 41                      | 67           |     |
| 4  | 09:00-10:00 | 0                      | 5                       | 6                        | 75                    | 45                      | 74           |     |
| 5  | 10:00-11:00 | 0                      | 9                       | 2                        | 70                    | 38                      | 63           |     |
| 6  | 11:00-12:00 | 0                      | 4                       | 5                        | 67                    | 34                      | 75           |     |
| 7  | 12:00-13:00 | 0                      | 3                       | 0                        | 65                    | 30                      | 80           |     |
| 8  | 13:00-14:00 | 0                      | 9                       | 6                        | 97                    | 63                      | 120          |     |
| 9  | 14:00-15:00 | 0                      | 4                       | 0                        | 66                    | 33                      | 34           |     |
| 10 | 15:00-16:00 | 0                      | 3                       | 2                        | 71                    | 40                      | 46           |     |
| 11 | 16:00-17:00 | 0                      | 6                       | 5                        | 74                    | 44                      | 61           |     |
| 12 | 17:00-18:00 | 0                      | 7                       | 0                        | 70                    | 38                      | 43           |     |

Lampiran 21

**FORMULIR****REKAPITULASI VOLUME KENDARAAN LAMBAT, KENDARAAN PARKIR, KENDARAAN KELUAR/MASUK LAHAN DAN PEJALANAN KAKI**

|                |                         |            |                        |
|----------------|-------------------------|------------|------------------------|
| Hari/Tanggal   | : Sabtu / 14 April 2008 | Provinsi   | : Sul Tengah           |
| Jam            | : 06.00 s/d 18.00       | Nama Kota  | : Parigi               |
| Cuaca          | : Cerah                 | Nama Jalan | : Jalan Trans Sulawesi |
| Diukur oleh    | :                       | Nomor Pos  | : Segmen C             |
| Diperiksa oleh | :                       |            |                        |

| No | WAKTU       | JUMLAH KENDARAAN       |                         |                          |                       |                         | PEJALAN KAKI | KET |
|----|-------------|------------------------|-------------------------|--------------------------|-----------------------|-------------------------|--------------|-----|
|    |             | BECAK<br>Kendaraan/jam | SEPEDA<br>Kendaraan/jam | GEROBAK<br>Kendaraan/jam | KELUAR/MASUK<br>LAHAN | PARKIR<br>Kendaraan/jam |              |     |
| 1  | 2           | 3                      | 4                       | 5                        | 6                     | 7                       | 8            | 10  |
| 1  | 06:00-07:00 | 0                      | 0                       | 3                        | 12                    | 5                       | 5            |     |
| 2  | 07:00-08:00 | 0                      | 3                       | 0                        | 40                    | 18                      | 15           |     |
| 3  | 08:00-09:00 | 0                      | 1                       | 2                        | 15                    | 7                       | 8            |     |
| 4  | 09:00-10:00 | 0                      | 5                       | 0                        | 30                    | 11                      | 10           |     |
| 5  | 10:00-11:00 | 0                      | 0                       | 0                        | 28                    | 7                       | 0            |     |
| 6  | 11:00-12:00 | 0                      | 0                       | 0                        | 27                    | 8                       | 6            |     |
| 7  | 12:00-13:00 | 0                      | 3                       | 4                        | 45                    | 21                      | 15           |     |
| 8  | 13:00-14:00 | 0                      | 1                       | 1                        | 28                    | 9                       | 10           |     |
| 9  | 14:00-15:00 | 0                      | 2                       | 0                        | 30                    | 10                      | 7            |     |
| 10 | 15:00-16:00 | 0                      | 0                       | 1                        | 32                    | 12                      | 5            |     |
| 11 | 16:00-17:00 | 0                      | 0                       | 3                        | 35                    | 14                      | 13           |     |
| 12 | 17:00-18:00 | 0                      | 1                       | 1                        | 33                    | 13                      | 5            |     |



Lampiran 22. Standar Pelayanan Minimal Bidang Jalan di Indonesia (Departemen Kimpraswil,2001)

| No | Bidang Pelayanan    | Standar Pelayanan |  |                          | Keterangan                               |
|----|---------------------|-------------------|--|--------------------------|--|
|    |                     | Kuantitas         |  | Kualitas                 |  |
|    |                     | Cakupan           | Konsumsi/produksi                          |                          |  |
| 1  | Jaringan Jalan      |                   |  |                          |  |
|    | Aspek Aksesibilitas | Seluruh jaringan  | Kepadatan Penduduk (jiwa/km <sup>2</sup> ) | Indeks Aksesibilitas     | Panjang jalan/luas (km/km <sup>2</sup> ) |
|    |                     |                   | Sangat tinggi > 5000                       | > 5                      |  |
|    |                     |                   | Tinggi > 1000                              | > 1,5                    |  |
|    |                     |                   | Sedang > 500                               | > 0,5                    |  |
|    |                     |                   | Rendah > 100<br>Sangat rendah <100         | > 0,15<br>>0,05          |  |
|    | Aspek Keselamatan   | Seluruh jaringan  | Pemakai jalan                              | Indeks Kecelakaan 1<br>< | kecelakaan/<br>100.000 km kendaraan      |
|    |                     |                   | Kepadatan Penduduk (jiwa/km <sup>2</sup> ) | Indeks Kecelakaan 2      | Kecelakaan/<br>km/tahun                  |
|    |                     |                   | Sangat Tinggi > 10                         |                          |  |
|    |                     |                   | Tinggi > 5                                 |                          |  |
|    |                     |                   | Sedang > 2                                 |                          |  |
|    |                     |                   | Rendah > 1                                 |                          |  |
|    | Sangat rendah < 1   |                   |  |                          |  |

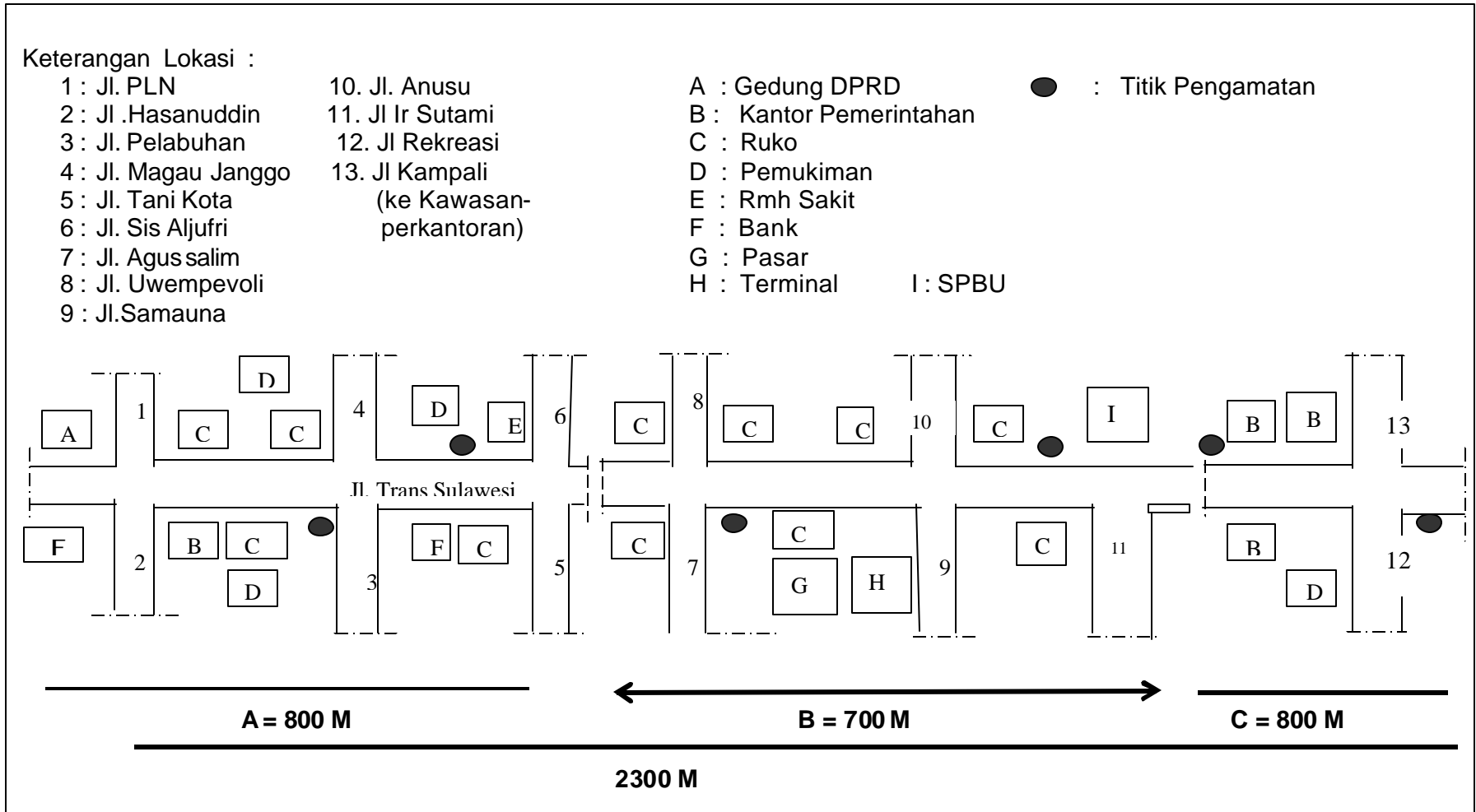
Sumber : Kepmen Kimpraswil No. 534/KPTS/M/2001







Lampiran 23. Sketsa Lokasi Penelitian



Gambar 4. Sketsa Lokasi Penelitian



