

## DAFTAR PUSTAKA

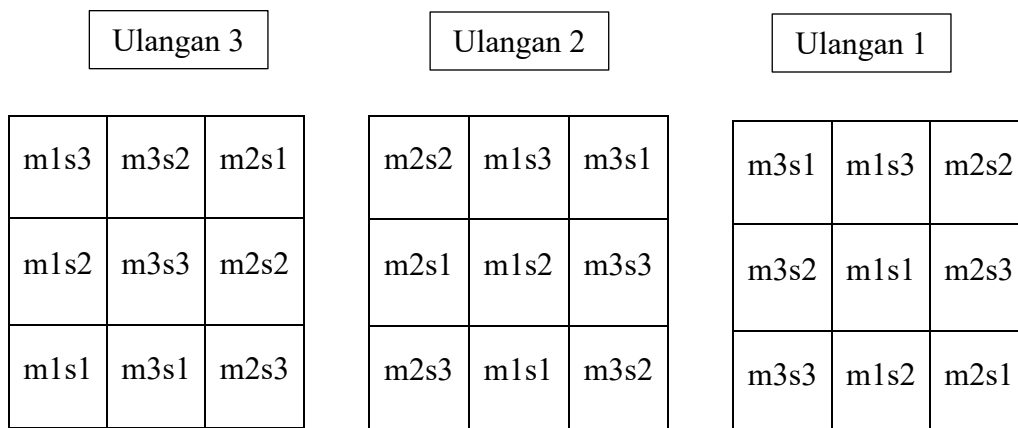
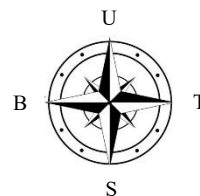
- Anderson, C.R., L.M. Condon, T.J. Clough, M. Fiers, A. Stewart, R.A. Hill and R.R. Sherlock. 2011. Biochar induced soil microbial community change: implications for biogeochemical cycling of carbon, nitrogen, and phosphorus. *Pedobiologia*, 54(5–6): 309–320.
- Atkinson, C. J., J.D. Fitzgerald, N.A. Hips. 2010. Potential mechanisms for achieving agricultural benefits from biochar application to temperate soils: a review. *Plant Soil* 337:1–18.
- Barreto M.C.S., Figueiredo M.V.B., Silva M.V., Oliveira J.P., Andrade A.G., Almeida C.M.A., Ferreira Junior M.U., Santos C.E.R.S., Reis Junior O.V., Lima V.L.M. 2019. Inoculation of endophytic diazotrophic bacteria in micro propagated seedlings of sugarcane (*Saccharum officinarum* sp.). *Environ. Sustain* 2. 5–12.
- Barus, J. 2011. Uji Efektivitas Kompos Jerami dan Pupuk NPK Terhadap Hasil Padi. *J. Agrivigor*.
- Brady N.C. Weil R.R. 2008. *The Nature and Properties of Soils*. Pearson.
- Ellingston, L.J., J.B. Kauffman, D.L. Cumming, R.L. Sanford, and V.J. Jaramillo. 2000. Soil N dynamic associated with deforestation, biomass burning, and pasture conversion in a mexican tropical dry forest. *Forest Ecology and Management*. 137:41-51.
- Firmansyah, M. A. dan Subowo. 2012. Dampak Kebakaran Lahan terhadap Kesuburan Fisik, Kimia, dan Biologi Tanah serta Alternatif Penanggulangan dan Pemanfaatannya. *Jurnal Sumber daya Lahan* Vol. 6 No. 2. Balai Penelitian dan Pengkajian Kalimantan Tengah.
- Fraser, B. 2010. High-tech Charcoal Fights Climate Change. *Environ. Sci. Technol.* 2010, 548.
- Glaser, B., J. Lehmann, and W. Zech. 2002. Ameliorating physical and chemical properties of highly weathered soils in the tropics with charcoal: A review. *Biol. Fertil. Soils* 35:219-230.
- Glick B.R., Patten C.L., Holguin G., Penrose D.M. 2007. *Beneficial Plant-Bacterial Interactions*. Springer-Verlag.
- Goncalves, Jose Francisco de Carvalho., Ulysses Moreira dos Santos Junior., Emerson Alves da Silva. 2008. Evaluation of a portable chlorophyll meter to estimate chlorophyll concentrations in leaves of tropical wood species from Amazonian forest. *Hoehnea* 35(2): 185-188
- Graber, E. R., Harel, Y. M., Kolton, M., Cytryn, E., Silber, A., Rav-David, D., Elad, Y. 2010. Biochar impact on development and productivity of pepper and tomato grown in fertigated soilless media. *Plant and Soil*, 337(1), 481-496.
- Hale, S.E., V. Alling, V. Martinsen, J. Mulder, G.D. Breedveld and G. Cornelissen. 2013. The sorption and desorption of phosphate-P, ammonium-N and nitrate-N in cacao shell and corn cob biochars. *Chemosphere*, 91(11): 1612–1619.

- Iqbal., Mandang T., Sembiring N., Chozin M.A. 2012. Aspek Teknologi dan Analisis Kelayakan Pengelolaan Serash Tebu pada Perkebunan Tebu Lahan Kering. *Jurnal keteknikan Pertanian* Vol. 26, No. 1.
- Iqbal. 2018. Effect of Sugarcane Litter Compost on Soil Compaction. *International Journal of Agriculture System* Vol. 6 Issue 1, June 2018. Department of Agricultural Engineering, Faculty of Agriculture, Hasanuddin Univesity, Indonesia.
- Kementan. 2017. Pemerintah Tunjukkan Keberpihakan Kepada Petani Tebu. Kementerian Pertanian Republik Indonesia.
- Kementerian Perindustrian Republik Indonesia. 2022. Tekan Gap Kebutuhan Gula Konsumsi, Kemenperin : Produksi Terus Digenjot. Jakarta Selatan: Kementerian Perindustrian Republik Indonesia.
- Kolton, M., Graber, E. R., Elad, Y. 2016. Biochar-stimulated plant performance is strongly linked to microbial diversity and metabolic potential in the rhizosphere. *New Phytologist*, 213(3), 1393-1404.
- Kumar S., Diksha., Sindhu S.S., Kumar R. 2022. Biofertilizers: An ecofriendly technology for nutrient recycling and environmental sustainability. *Cur Res in Microb Sci*.
- Lehmann, J. 2007. A Handful of Carbon. *Nature*. Vol.447 (7141), pp143-144.
- Lehmann, J., and Joseph, S. 2009. Biochar for Environmental Management: Science and Technology. Earthscan Publications Ltd., Vol. 1, pp. 45-56.
- Liu, S., J. Meng, L. Jiang, X. Yang, Y. Lan, X. Cheng and W. Chen. 2017. Rice husk biochar impacts soil phosphorous availability, phosphatase activities and bacterial community characteristics in three different soil types. *Appl Soil Ecol.*, 116: 12–22.
- Lorck, H., Ahmad, I., Ejaz, M. 2006. *Paenibacillus polymyxa*: agricultural and biotechnological importance. In: *Microbial Plant Pathogens-Detection and Disease Diagnosis*. Springer.
- Lugtenberg, B. J. J. and Kamilova, F. 2009. Plant-growth-promoting rhizobacteria. *Annual Review of Microbiology*, 63, 541-556.
- Mahmud A, Upadhyay S, Srivastava A, Bhojiya A. 2021. Biofertilizers: a nexus between soil fertility and crop productivity under abiotic stress. *Cur Res Env Sust*.
- Meriaty., Sipayung M., Panjaitan R.R.M. 2020. Pengaruh Metode Aplikasi dan Dosis Pupuk NPK terhadap Pertumbuhan dan Produksi Tanaman Buncis (*Phaseolus vulgaris* L.). *Jurnal Ilmiah Rhizobia*, 2(2). Hlm. 123-133.
- Nasaruddin. 2019. Buku Pedoman Praktikum Fisiologi Tumbuhan. Universitas Hasanuddin. Makassar. *J. Il. Tan. Lingk.*, 24 (2).
- Permentan. 2009. Permentan DgaNo. 28 th. 2009: Pupuk organik, pupuk hayati dan pembenah tanah. Bab I. Ketentuan Umum, Pasal 1 ayat 2 dan 5. Hlm. 3.

- Phan, T. T., Trinh, N. V., Le, D. T., Nguyen, N. T., & Do, T. H. 2009. Utilization of lactic acid bacteria to enhance the composting process of agricultural waste. *Bioresource Technology*, 100(14), 3212-3218.
- Prameswari D., Octavia D., Andadari L. 2022. The effect of various doses of biofertilizers on the growth response of medang (*Dehaasia firma Blume*) seedling. IOP Conf. Series: Earth and Environmental Science.
- Renner, R. 2007. Rethinking Biochar. *Environ. Sci. Technol.*, 41, 5932-5933.
- Rondon, M. A., Lehmann, J., Ramírez, J., Hurtado, M. 2007. Biological nitrogen fixation by common beans (*Phaseolus vulgaris* L.) increases with bio-char additions. *Biology and Fertility of Soils*, 43(6), 699-708.
- Saharan, B.S. and V. Nehra. 2011. Plant Growth Promoting Rhizobacteria: A Critical Review. *Life Sciences and Medicine Research*, 21.
- Sanctaruz G.A.A., Tostado J.M.A., Mancilla C.A., Moya E.G. 2024. Use of systemic biofertilizers in sugarcane results in highly reproducible increments in yield and quality of harvests. *50 CelPress. Heliyon* 10 e28750.
- Schrey, S.D., and Tarkka M.T. 2008. Friends and foes: *Streptomyces* as modellers of plant–microbe interactions. *Antonie van Leeuwenhoek*, 94(1), 11-19.
- Stevenson FJ, 1994. *Humus Chemistry, Genesis, Composition, Reaction*. Second Ed, John Wiley & Son. Inc, USA
- Subbarao, N. S. 1982. *Biofertilizers in Agriculture*. Oxford & IBH Publishing Co. Pvt. Ltd.
- Sujana, M., Darmawan, H., & Suryani, T. (2019). "Pengaruh Penambahan EM4 dan Gula pada Pembuatan Kompos dari Limbah Pertanian.". *Jurnal Pengelolaan Sumber Daya Alam dan Lingkungan*, Vol. 6(2), pp. 120-130.
- Sylvia D.M., Fuhrmann J.J., Hartel P.G., Zuberer D.A. 2005. *Principles and Applications of Soil Microbiology*. Pearson Prentice Hall.
- Tan, K. H. 2010. *Principles of Soil Chemistry Fourth Edition*. CRC Press Taylor and Francis Group. Boca Raton. London. New York. 362 hal.
- Tayade, A.S., P. Geetha, S. Anusha, R. Dhanapal, K. Hari. 2019. Bio-intensive modulation of sugarcane ratoon rhizosphere for enhanced soil health and sugarcane productivity under tropical Indian condition, *Sugar Tech* 21 278–288.
- Velasco V.J. 2014. Los biofertilizantes y la producción de caña de azúcar, *Agroproductividad* 7 61–64.
- Yu, O.Y., R. Brian and S. Sam. 2013. Impact of biochar on the water holding capacity of loamy sand soil. *Int J Energ., Environ Eng.*, 4(44): 1–9.
- Yu H, Ding W, Chen Z, Zhang H, Luo J and Bolan N. 2015. Accumulation of organic C components in soil and aggregates. *Scientific Reports* 5, 1–12.

- Wu X., Wu L., Liu Y., Zhang P., Li Q., Zhou J., Hess N.J., Hazen T.C., Yang W., Chakraborty R. 2018. Microbial Interaction With Dissolved Organic Matter Drive Carbon Dynamics and Community Succession. *Frontiers in Microbiology*. Volume 9(1234).
- Zhang, A., Bian, R., Pan, G., Cui, L., Hussain, Q., Li, L., Zheng, J. 2012. Effects of biochar amendment on soil quality, crop yield, and greenhouse gas emission in a Chinese rice paddy: A field study of 2 consecutive rice-growing cycles. *Field Crops Research*, 127, 153-160.
- Zhao, B., Ouyang, X., Zhang, J., Wang, Y., Li, Y. 2014. Biochar enhances soil microbial activity and nitrogen mineralization. *Journal of Soil Science and Plant Nutrition*. 14(3), 505-517.

## LAMPIRAN



**Gambar 1. Denah Penelitian di Lapangan**

Keterangan :

Petak Utama

m1 = Pupuk Hayati Mikrobat 5 mL.L<sup>-1</sup>

m2 = Pupuk Hayati Mikrobat 10 mL.L<sup>-1</sup>

m3 = Pupuk Hayati Mikrobat 15 mL.L<sup>-1</sup>

Anak Petak

s1 = Kompos Serasah Tebu 10 ton.ha<sup>-1</sup>

s2 = Biochar Serasah Tebu 10 ton.ha<sup>-1</sup>

s3 = Cacahan Serasah Tebu 10 ton.ha<sup>-1</sup>

### TABEL LAMPIRAN

Tabel Lampiran 1a. Kerapatan stomata ( $\mu\text{m}^2$ ) pada berbagai dosis pupuk hayati mikrobat dan bahan pembenah tanah serasah tebu

| Perlakuan |    | Ulangan |         |         | Total   | Rata-rata |
|-----------|----|---------|---------|---------|---------|-----------|
|           |    | I       | II      | III     |         |           |
| M1        | S1 | 193,63  | 122,29  | 127,39  | 443,31  | 147,77    |
|           | S2 | 163,06  | 71,34   | 152,87  | 387,26  | 129,09    |
|           | S3 | 157,96  | 101,91  | 101,72  | 361,59  | 120,53    |
| Sub Total |    | 514,65  | 295,54  | 381,97  | 1192,17 |           |
| M2        | S1 | 168,15  | 229,30  | 122,29  | 519,75  | 173,25    |
|           | S2 | 117,20  | 178,34  | 214,01  | 509,55  | 169,85    |
|           | S3 | 193,63  | 173,25  | 132,48  | 499,36  | 166,45    |
| Sub Total |    | 478,98  | 580,89  | 468,79  | 1528,66 |           |
| M3        | S1 | 208,92  | 152,87  | 173,25  | 535,03  | 178,34    |
|           | S2 | 157,96  | 142,68  | 178,34  | 478,98  | 159,66    |
|           | S3 | 183,44  | 117,20  | 173,25  | 473,89  | 157,96    |
| Sub Total |    | 550,32  | 412,74  | 524,84  | 1487,90 |           |
| Total     |    | 1543,95 | 1289,17 | 1375,61 | 4208,73 | 155,88    |

Tabel Lampiran 1b. Sidik ragam kerapatan stomata pada berbagai dosis pupuk hayati mikrobat dan bahan pembenah tanah serasah tebu

| SK              | DB | JK       | KT      | F hit              | F Tabel |       |
|-----------------|----|----------|---------|--------------------|---------|-------|
|                 |    |          |         |                    | 0,05    | 0,01  |
| Kelompok        | 2  | 3730,43  | 1865,22 | 0,71 <sup>tn</sup> | 6,94    | 18,00 |
| M               | 2  | 7494,42  | 3747,21 | 1,42 <sup>tn</sup> | 6,94    | 18,00 |
| Galat M         | 4  | 10523,17 | 2630,79 |                    |         |       |
| S               | 2  | 1603,07  | 801,53  | 0,72 <sup>tn</sup> | 3,89    | 6,93  |
| Interaksi (MxS) | 4  | 397,86   | 99,47   | 0,09 <sup>tn</sup> | 3,26    | 5,41  |
| Galat S         | 12 | 13362,52 | 1113,54 |                    |         |       |
| Total           | 26 | 37111,46 |         |                    |         |       |

$$KK(M) = 12,19\%$$

$$KK(S) = 7,93\%$$

Keterangan : tn= tidak nyata

Tabel Lampiran 2a. Luas Bukaan Stomata ( $\mu\text{m}^2$ ) pada berbagai dosis pupuk hayati mikrobat dan bahan pembenah tanah serasah tebu

| Perlakuan |    | Ulangan |        |        | Total  | Rata-rata |
|-----------|----|---------|--------|--------|--------|-----------|
|           |    | I       | II     | III    |        |           |
| M1        | S1 | 18,64   | 17,64  | 21,14  | 57,42  | 19,14     |
|           | S2 | 19,64   | 19,14  | 16,64  | 55,42  | 18,47     |
|           | S3 | 17,14   | 19,64  | 17,14  | 53,92  | 17,97     |
| Sub Total |    | 55,4    | 56,4   | 54,9   | 166,76 |           |
| M2        | S1 | 19,14   | 18,64  | 20,64  | 58,42  | 19,47     |
|           | S2 | 18,14   | 18,64  | 19,14  | 55,92  | 18,64     |
|           | S3 | 17,64   | 18,14  | 19,14  | 54,92  | 18,31     |
| Sub Total |    | 54,9    | 55,4   | 58,9   | 169,26 |           |
| M3        | S1 | 21,14   | 18,14  | 20,64  | 59,92  | 19,97     |
|           | S2 | 20,64   | 20,14  | 18,04  | 58,82  | 19,61     |
|           | S3 | 20,14   | 18,64  | 18,64  | 57,42  | 19,14     |
| Sub Total |    | 61,92   | 56,92  | 57,32  | 176,16 |           |
| Total     |    | 172,26  | 168,76 | 171,16 | 512,18 | 18,97     |

Tabel Lampiran 2b. Sidik ragam luas bukaan stomata pada berbagai dosis pupuk hayati mikrobat dan bahan pembenah tanah serasah tebu

| SK              | DB | JK    | KT   | F hit              | F Tabel |       |
|-----------------|----|-------|------|--------------------|---------|-------|
|                 |    |       |      |                    | 0,05    | 0,01  |
| Kelompok        | 2  | 0,71  | 0,36 | 0,18 <sup>tn</sup> | 6,94    | 18,00 |
| M               | 2  | 5,27  | 2,63 | 1,32 <sup>tn</sup> | 6,94    | 18,00 |
| Galat M         | 4  | 7,99  | 2,00 |                    |         |       |
| S               | 2  | 5,07  | 2,53 | 1,42 <sup>tn</sup> | 3,89    | 6,93  |
| Interaksi (MxS) | 4  | 0,20  | 0,05 | 0,03 <sup>tn</sup> | 3,26    | 5,41  |
| Galat S         | 12 | 21,44 | 1,79 |                    |         |       |
| Total           | 26 | 40,68 |      |                    |         |       |

$$KK(M) = 2,76\%$$

$$KK(S) = 2,61\%$$

Keterangan : tn= tidak nyata

Tabel Lampiran 3a. Kandungan klorofil-a ( $\mu\text{mol.m}^2$ ) pada berbagai dosis pupuk hayati mikrobat dan bahan pembenah tanah serasah tebu

| Perlakuan |    | Ulangan |         |         | Total   | Rata-rata |
|-----------|----|---------|---------|---------|---------|-----------|
|           |    | I       | II      | III     |         |           |
| M1        | S1 | 212,06  | 219,65  | 250,68  | 682,39  | 227,46    |
|           | S2 | 230,44  | 223,19  | 236,55  | 690,18  | 230,06    |
|           | S3 | 208,72  | 254,47  | 214,86  | 678,05  | 226,02    |
| Sub Total |    | 651,2   | 697,3   | 702,1   | 2050,62 |           |
| M2        | S1 | 195,04  | 249,04  | 281,66  | 725,74  | 241,91    |
|           | S2 | 191,82  | 251,41  | 250,32  | 693,55  | 231,18    |
|           | S3 | 303,35  | 202,55  | 207,26  | 713,16  | 237,72    |
| Sub Total |    | 690,2   | 703,0   | 739,2   | 2132,45 |           |
| M3        | S1 | 184,85  | 248,67  | 277,42  | 710,93  | 236,98    |
|           | S2 | 219,20  | 251,59  | 230,86  | 701,65  | 233,88    |
|           | S3 | 267,59  | 208,48  | 265,45  | 741,51  | 247,17    |
| Sub Total |    | 671,63  | 708,74  | 773,73  | 2154,09 |           |
| Total     |    | 2013,06 | 2109,03 | 2215,06 | 6337,16 | 234,71    |

Tabel Lampiran 3b. Sidik ragam kandungan klorofil-a pada berbagai dosis pupuk hayati mikrobat dan bahan pembenah tanah serasah tebu

| SK              | DB | JK       | KT      | F hit              | F Tabel |       |
|-----------------|----|----------|---------|--------------------|---------|-------|
|                 |    |          |         |                    | 0,05    | 0,01  |
| Kelompok        | 2  | 2268,77  | 1134,39 | 9,68*              | 6,94    | 18,00 |
| M               | 2  | 661,92   | 330,96  | 2,82 <sup>tn</sup> | 6,94    | 18,00 |
| Galat M         | 4  | 468,91   | 117,23  |                    |         |       |
| S               | 2  | 131,94   | 65,97   | 0,04 <sup>tn</sup> | 3,89    | 6,93  |
| Interaksi (MxS) | 4  | 358,79   | 89,70   | 0,06 <sup>tn</sup> | 3,26    | 5,41  |
| Galat S         | 12 | 19323,49 | 1610,29 |                    |         |       |
| Total           | 26 | 23213,82 |         |                    |         |       |

$$KK(M) = 1,71\%$$

$$KK(S) = 6,33\%$$

Keterangan : \* = nyata; tn= tidak nyata



Tabel Lampiran 4a. Kandungan klorofil-b ( $\mu\text{mol.m}^2$ ) pada berbagai dosis pupuk hayati mikrobat dan bahan pembenah tanah serasah tebu

| Perlakuan | Ulangan |        |        | Total  | Rata-rata |        |
|-----------|---------|--------|--------|--------|-----------|--------|
|           | I       | II     | III    |        |           |        |
| M1        | S1      | 86,15  | 88,92  | 101,61 | 276,69    | 92,23  |
|           | S2      | 93,09  | 90,26  | 95,55  | 278,90    | 92,97  |
|           | S3      | 84,97  | 103,31 | 87,16  | 275,44    | 91,81  |
| Sub Total |         | 264,2  | 282,5  | 284,3  | 831,03    |        |
| M2        | S1      | 80,37  | 100,88 | 116,65 | 297,89    | 99,30  |
|           | S2      | 79,34  | 101,94 | 101,45 | 282,72    | 94,24  |
|           | S3      | 128,75 | 82,85  | 84,46  | 296,06    | 98,69  |
| Sub Total |         | 288,5  | 285,7  | 302,6  | 876,67    |        |
| M3        | S1      | 77,17  | 100,72 | 114,43 | 292,33    | 97,44  |
|           | S2      | 88,76  | 102,02 | 93,25  | 284,03    | 94,68  |
|           | S3      | 109,50 | 84,88  | 108,46 | 302,85    | 100,95 |
| Sub Total |         | 275,43 | 287,62 | 316,15 | 879,20    |        |
| Total     |         | 828,09 | 855,78 | 903,03 | 2586,90   | 95,81  |

Tabel Lampiran 4b. Sidik ragam kandungan klorofil-b pada berbagai dosis pupuk hayati mikrobat dan bahan pembenah tanah serasah tebu

| SK              | DB | JK      | KT     | F hit              | F Tabel |       |
|-----------------|----|---------|--------|--------------------|---------|-------|
|                 |    |         |        |                    | 0,05    | 0,01  |
| Kelompok        | 2  | 319,10  | 159,55 | 5,84*              | 6,94    | 18,00 |
| M               | 2  | 163,30  | 81,65  | 2,99 <sup>tn</sup> | 6,94    | 18,00 |
| Galat M         | 4  | 109,24  | 27,31  |                    |         |       |
| S               | 2  | 49,30   | 24,65  | 0,09 <sup>tn</sup> | 3,89    | 6,93  |
| Interaksi (MxS) | 4  | 57,79   | 14,45  | 0,05 <sup>tn</sup> | 3,26    | 5,41  |
| Galat S         | 12 | 3463,34 | 288,61 |                    |         |       |
| Total           | 26 | 4162,07 |        |                    |         |       |

KK(M) = 2,02%

KK(S) = 6,57%

Keterangan : \* = nyata; tn= tidak nyata

Tabel Lampiran 5a. Kandungan klorofil total ( $\mu\text{mol.m}^2$ ) pada berbagai dosis pupuk hayati mikrobat dan bahan pembenah tanah serasah tebu

| Perlakuan |    | Ulangan |         |         | Total   | Rata-rata |
|-----------|----|---------|---------|---------|---------|-----------|
|           |    | I       | II      | III     |         |           |
| M1        | S1 | 305,31  | 315,82  | 359,45  | 980,57  | 326,86    |
|           | S2 | 330,88  | 320,75  | 339,45  | 991,08  | 330,36    |
|           | S3 | 300,70  | 364,83  | 309,19  | 974,71  | 324,90    |
| Sub Total |    | 936,9   | 1001,4  | 1008,1  | 2946,37 |           |
| M2        | S1 | 281,95  | 357,11  | 403,98  | 1043,04 | 347,68    |
|           | S2 | 277,56  | 360,48  | 358,93  | 996,97  | 332,32    |
|           | S3 | 435,74  | 292,22  | 298,69  | 1026,65 | 342,22    |
| Sub Total |    | 995,3   | 1009,8  | 1061,6  | 3066,66 |           |
| M3        | S1 | 268,11  | 356,58  | 397,82  | 1022,51 | 340,84    |
|           | S2 | 315,20  | 360,74  | 331,47  | 1007,40 | 335,80    |
|           | S3 | 383,63  | 300,36  | 380,55  | 1064,55 | 354,85    |
| Sub Total |    | 966,93  | 1017,69 | 1109,84 | 3094,46 |           |
| Total     |    | 2899,07 | 3028,89 | 3179,53 | 9107,49 | 337,31    |

Tabel Lampiran 5b. Sidik ragam kandungan klorofil total pada berbagai dosis pupuk hayati mikrobat dan bahan pembenah tanah serasah tebu

| SK              | DB | JK       | KT      | F hit              | F Tabel |       |
|-----------------|----|----------|---------|--------------------|---------|-------|
|                 |    |          |         |                    | 0,05    | 0,01  |
| Kelompok        | 2  | 4377,81  | 2188,91 | 9,10*              | 6,94    | 18,00 |
| M               | 2  | 1376,88  | 688,44  | 2,86 <sup>tn</sup> | 6,94    | 18,00 |
| Galat M         | 4  | 962,58   | 240,65  |                    |         |       |
| S               | 2  | 293,42   | 146,71  | 0,05 <sup>tn</sup> | 3,89    | 6,93  |
| Interaksi (MxS) | 4  | 700,48   | 175,12  | 0,05 <sup>tn</sup> | 3,26    | 5,41  |
| Galat S         | 12 | 38438,99 | 3203,25 |                    |         |       |
| Total           | 26 | 46150,15 |         |                    |         |       |

$$\text{KK(M)} = 1,70\%$$

$$\text{KK(S)} = 6,21\%$$

Keterangan : \* = nyata; tn= tidak nyata

Tabel Lampiran 6a. Tinggi tanaman tebu (cm) pada berbagai dosis pupuk hayati mikrobat dan bahan pembenah tanah serasah tebu

| Perlakuan | Ulangan |        |        | Total  | Rata-rata |       |
|-----------|---------|--------|--------|--------|-----------|-------|
|           | I       | II     | III    |        |           |       |
| M1        | S1      | 54,90  | 54,80  | 56,50  | 166,20    | 55,40 |
|           | S2      | 53,70  | 52,00  | 52,50  | 158,20    | 52,73 |
|           | S3      | 53,50  | 51,00  | 53,50  | 158,00    | 52,67 |
| Sub Total |         | 162,10 | 157,80 | 162,50 | 482,40    |       |
| M2        | S1      | 55,50  | 54,00  | 56,60  | 166,10    | 55,37 |
|           | S2      | 53,30  | 54,60  | 52,00  | 159,90    | 53,30 |
|           | S3      | 54,00  | 55,00  | 54,50  | 163,50    | 54,50 |
| Sub Total |         | 162,80 | 163,60 | 163,10 | 489,50    |       |
| M3        | S1      | 57,00  | 57,00  | 60,00  | 174,00    | 58,00 |
|           | S2      | 55,00  | 54,50  | 55,00  | 164,50    | 54,83 |
|           | S3      | 54,10  | 50,80  | 52,00  | 156,90    | 52,30 |
| Sub Total |         | 166,10 | 162,30 | 167,00 | 495,40    |       |
| Total     |         | 491,00 | 483,70 | 492,60 | 1467,30   | 54,34 |

Tabel Lampiran 6b, Sidik ragam tinggi tanaman tebu pada berbagai dosis pupuk hayati mikrobat dan bahan pembenah tanah serasah tebu

| SK              | DB | JK     | KT    | F hit               | F Tabel |       |
|-----------------|----|--------|-------|---------------------|---------|-------|
|                 |    |        |       |                     | 0,05    | 0,01  |
| Kelompok        | 2  | 5,00   | 2,50  | 2,65 <sup>tn</sup>  | 6,94    | 18,00 |
| M               | 2  | 9,42   | 4,71  | 4,98 <sup>tn</sup>  | 6,94    | 18,00 |
| Galat M         | 4  | 3,78   | 0,95  |                     |         |       |
| S               | 2  | 50,29  | 25,14 | 16,99 <sup>**</sup> | 3,89    | 6,93  |
| Interaksi (MxS) | 4  | 19,70  | 4,92  | 3,33 <sup>*</sup>   | 3,26    | 5,41  |
| Galat S         | 12 | 17,76  | 1,48  |                     |         |       |
| Total           | 26 | 105,95 |       |                     |         |       |

KK(M) = 1,79%

KK(S) = 2,24%

Keterangan : \*\* = sangat nyata; \* = nyata; tn = tidak nyata

Tabel Lampiran 7a, Diameter batang (cm) pada berbagai dosis pupuk hayati mikrobat dan bahan pembenah tanah serasah tebu

| Perlakuan | Ulangan |       |       | Total | Rata-rata |      |
|-----------|---------|-------|-------|-------|-----------|------|
|           | I       | II    | III   |       |           |      |
| M1        | S1      | 2,66  | 2,65  | 2,70  | 8,10      | 2,67 |
|           | S2      | 2,58  | 2,49  | 2,38  | 7,45      | 2,48 |
|           | S3      | 2,75  | 2,64  | 2,36  | 7,75      | 2,58 |
| Sub Total |         | 7,99  | 7,78  | 7,44  | 23,21     |      |
| M2        | S1      | 2,40  | 2,60  | 2,33  | 7,33      | 2,44 |
|           | S2      | 2,61  | 2,89  | 2,84  | 8,34      | 2,78 |
|           | S3      | 2,50  | 2,54  | 2,72  | 7,76      | 2,59 |
| Sub Total |         | 7,51  | 8,03  | 7,89  | 23,43     |      |
| M3        | S1      | 2,84  | 2,54  | 2,47  | 7,85      | 2,62 |
|           | S2      | 2,62  | 2,79  | 2,45  | 7,86      | 2,62 |
|           | S3      | 2,56  | 2,71  | 2,49  | 7,76      | 2,59 |
| Sub Total |         | 8,20  | 8,40  | 7,41  | 23,47     |      |
| Total     |         | 23,52 | 23,85 | 22,74 | 70,11     | 2,60 |

Tabel Lampiran 7b, Sidik ragam diameter batang pada berbagai dosis pupuk hayati mikrobat dan bahan pembenah tanah serasah tebu

| SK              | DB | JK    | KT   | F hit              | F Tabel |       |
|-----------------|----|-------|------|--------------------|---------|-------|
|                 |    |       |      |                    | 0,05    | 0,01  |
| Kelompok        | 2  | 7,22  | 3,61 | 1,28 <sup>tn</sup> | 6,94    | 18,00 |
| M               | 2  | 0,44  | 0,22 | 0,08 <sup>tn</sup> | 6,94    | 18,00 |
| Galat M         | 4  | 11,29 | 2,82 |                    |         |       |
| S               | 2  | 1,34  | 0,67 | 0,43 <sup>tn</sup> | 3,89    | 6,93  |
| Interaksi (MxS) | 4  | 21,22 | 5,31 | 3,37*              | 3,26    | 5,41  |
| Galat S         | 12 | 18,89 | 1,57 |                    |         |       |
| Total           | 26 | 60,40 |      |                    |         |       |

KK(M) = 2,40%

KK(S) = 1,79%

Keterangan : \* = nyata; tn= tidak nyata

Tabel Lampiran 8a, Jumlah tunas pada berbagai dosis pupuk hayati mikrobat dan bahan pembenah tanah serasah tebu

| Perlakuan |    | Ulangan |       |       | Total  | Rata-rata |
|-----------|----|---------|-------|-------|--------|-----------|
|           |    | I       | II    | III   |        |           |
| M1        | S1 | 7,00    | 8,00  | 7,00  | 22,00  | 7,33      |
|           | S2 | 9,00    | 8,00  | 6,00  | 23,00  | 7,67      |
|           | S3 | 6,00    | 5,00  | 5,00  | 16,00  | 5,33      |
| Sub Total |    | 22,0    | 21,0  | 18,0  | 61,00  |           |
| M2        | S1 | 7,00    | 6,00  | 8,00  | 21,00  | 7,00      |
|           | S2 | 4,00    | 5,00  | 8,00  | 17,00  | 5,67      |
|           | S3 | 8,00    | 9,00  | 10,00 | 27,00  | 9,00      |
| Sub Total |    | 19,00   | 20,00 | 26,00 | 65,00  |           |
| M3        | S1 | 7,00    | 11,00 | 10,00 | 28,00  | 9,33      |
|           | S2 | 5,00    | 9,00  | 11,00 | 25,00  | 8,33      |
|           | S3 | 6,00    | 8,00  | 7,00  | 21,00  | 7,00      |
| Sub Total |    | 18,0    | 28,0  | 28,0  | 74,00  |           |
| Total     |    | 59,00   | 69,00 | 72,00 | 200,00 | 7,41      |

Tabel Lampiran 8b, Sidik ragam jumlah tunas pada berbagai dosis pupuk hayati mikrobat dan bahan pembenah tanah serasah tebu

| SK              | DB | JK    | KT   | F hit              | F Tabel |       |
|-----------------|----|-------|------|--------------------|---------|-------|
|                 |    |       |      |                    | 0,05    | 0,01  |
| Kelompok        | 2  | 10,30 | 5,15 | 0,84 <sup>tn</sup> | 6,94    | 18,00 |
| M               | 2  | 9,85  | 4,93 | 0,81 <sup>tn</sup> | 6,94    | 18,00 |
| Galat M         | 4  | 24,37 | 6,09 |                    |         |       |
| S               | 2  | 3,19  | 1,59 | 1,43 <sup>tn</sup> | 3,89    | 6,93  |
| Interaksi (MxS) | 4  | 31,48 | 7,87 | 7,08 <sup>**</sup> | 3,26    | 5,41  |
| Galat S         | 12 | 13,33 | 1,11 |                    |         |       |
| Total           | 26 | 92,52 |      |                    |         |       |

KK(M) = 12,34 %

KK(S) = 5,27%

Keterangan : \*\* = sangat nyata; tn= tidak nyata

Tabel Lampiran 9a, Jumlah daun (helai) pada berbagai dosis pupuk hayati mikrobat dan bahan pembenah tanah serasah tebu

| Perlakuan |    | Ulangan |       |       | Total  | Rata-rata |
|-----------|----|---------|-------|-------|--------|-----------|
|           |    | I       | II    | III   |        |           |
| M1        | S1 | 9,00    | 9,00  | 8,00  | 26,00  | 8,67      |
|           | S2 | 9,00    | 8,00  | 8,00  | 25,00  | 8,33      |
|           | S3 | 8,00    | 8,00  | 8,00  | 24,00  | 8,00      |
| Sub Total |    | 26,00   | 25,00 | 24,00 | 75,00  |           |
| M2        | S1 | 9,00    | 10,00 | 9,00  | 28,00  | 9,33      |
|           | S2 | 9,00    | 9,00  | 9,00  | 27,00  | 9,00      |
|           | S3 | 8,00    | 9,00  | 8,00  | 25,00  | 8,33      |
| Sub Total |    | 26,00   | 28,00 | 26,00 | 80,00  |           |
| M3        | S1 | 10,00   | 10,00 | 9,00  | 29,00  | 9,67      |
|           | S2 | 9,00    | 10,00 | 8,00  | 27,00  | 9,00      |
|           | S3 | 9,00    | 9,00  | 8,00  | 26,00  | 8,67      |
| Sub Total |    | 28,00   | 29,00 | 25,00 | 82,00  |           |
| Total     |    | 80,00   | 82,00 | 75,00 | 237,00 | 8,78      |

Tabel Lampiran 9b, Sidik ragam jumlah daun pada berbagai dosis pupuk hayati mikrobat dan bahan pembenah tanah serasah tebu

| SK              | DB | JK    | KT   | F hit               | F Tabel |       |
|-----------------|----|-------|------|---------------------|---------|-------|
|                 |    |       |      |                     | 0,05    | 0,01  |
| Kelompok        | 2  | 2,89  | 1,44 | 3,71 <sup>tn</sup>  | 6,94    | 18,00 |
| M               | 2  | 2,89  | 1,44 | 3,71 <sup>tn</sup>  | 6,94    | 18,00 |
| Galat M         | 4  | 1,56  | 0,39 |                     |         |       |
| S               | 2  | 3,56  | 1,78 | 13,71 <sup>**</sup> | 3,89    | 6,93  |
| Interaksi (MxS) | 4  | 0,22  | 0,06 | 0,43 <sup>tn</sup>  | 3,26    | 5,41  |
| Galat S         | 12 | 1,56  | 0,13 |                     |         |       |
| Total           | 26 | 12,67 |      |                     |         |       |

KK(M) = 2,63%

KK(S) = 1,52%

Keterangan : \*\* = sangat nyata; tn= tidak nyata

Tabel Lampiran 10a, Luas daun (cm<sup>2</sup>) pada berbagai dosis pupuk hayati mikrobat dan bahan pembenah tanah serasah tebu

| Perlakuan |    | Ulangan |         |         | Total    | Rata-rata |
|-----------|----|---------|---------|---------|----------|-----------|
|           |    | I       | II      | III     |          |           |
| M1        | S1 | 442,15  | 457,55  | 432,14  | 1331,84  | 443,95    |
|           | S2 | 473,15  | 486,10  | 447,63  | 1406,88  | 468,96    |
|           | S3 | 338,44  | 480,82  | 471,97  | 1291,24  | 430,41    |
| Sub Total |    | 1253,7  | 1424,5  | 1351,7  | 4029,95  |           |
| M2        | S1 | 460,04  | 511,62  | 385,37  | 1357,03  | 452,34    |
|           | S2 | 435,43  | 536,16  | 440,59  | 1412,19  | 470,73    |
|           | S3 | 492,88  | 517,71  | 335,80  | 1346,39  | 448,80    |
| Sub Total |    | 1388,4  | 1565,5  | 1161,8  | 4115,61  |           |
| M3        | S1 | 472,57  | 518,92  | 422,00  | 1413,49  | 471,16    |
|           | S2 | 446,46  | 498,96  | 478,56  | 1423,97  | 474,66    |
|           | S3 | 532,67  | 383,77  | 477,66  | 1394,10  | 464,70    |
| Sub Total |    | 1451,69 | 1401,64 | 1378,22 | 4231,56  |           |
| Total     |    | 4093,79 | 4391,61 | 3891,72 | 12377,12 | 458,41    |

Tabel Lampiran 10b, Sidik ragam luas daun pada berbagai dosis pupuk hayati mikrobat dan bahan pembenah tanah serasah tebu

| SK              | DB | JK       | KT      | F hit              | F Tabel |       |
|-----------------|----|----------|---------|--------------------|---------|-------|
|                 |    |          |         |                    | 0,05    | 0,01  |
| Kelompok        | 2  | 14052,29 | 7026,14 | 1,47 <sup>tn</sup> | 6,94    | 18,00 |
| M               | 2  | 2274,97  | 1137,48 | 0,24 <sup>tn</sup> | 6,94    | 18,00 |
| Galat M         | 4  | 19082,12 | 4770,53 |                    |         |       |
| S               | 2  | 2571,45  | 1285,72 | 0,48 <sup>tn</sup> | 3,89    | 6,93  |
| Interaksi (MxS) | 4  | 707,79   | 176,95  | 0,07 <sup>tn</sup> | 3,26    | 5,41  |
| Galat S         | 12 | 32079,48 | 2673,29 |                    |         |       |
| Total           | 26 | 70768,09 |         |                    |         |       |

$$KK(M) = 5,58\%$$

$$KK(S) = 4,18\%$$

Keterangan : tn= tidak nyata

Tabel Lampiran 11a, Berat kering tajuk (g) pada berbagai dosis pupuk hayati mikrobat dan bahan pembenah tanah serasah tebu

| Perlakuan | Ulangan |        |        | Total  | Rata-rata |       |
|-----------|---------|--------|--------|--------|-----------|-------|
|           | I       | II     | III    |        |           |       |
| M1        | S1      | 71,40  | 59,41  | 57,90  | 188,70    | 62,90 |
|           | S2      | 58,86  | 61,69  | 56,30  | 176,85    | 58,95 |
|           | S3      | 50,69  | 58,10  | 56,30  | 165,08    | 55,03 |
| Sub Total |         | 180,94 | 179,20 | 170,50 | 530,64    |       |
| M2        | S1      | 93,74  | 61,04  | 51,30  | 206,08    | 68,69 |
|           | S2      | 61,59  | 66,49  | 59,20  | 187,28    | 62,43 |
|           | S3      | 62,13  | 65,73  | 51,80  | 179,66    | 59,89 |
| Sub Total |         | 217,46 | 193,26 | 162,30 | 573,01    |       |
| M3        | S1      | 58,97  | 101,15 | 58,70  | 218,82    | 72,94 |
|           | S2      | 59,51  | 100,06 | 58,50  | 218,08    | 72,69 |
|           | S3      | 72,49  | 68,67  | 55,40  | 196,56    | 65,52 |
| Sub Total |         | 190,97 | 269,88 | 172,60 | 633,45    |       |
| Total     |         | 589,36 | 642,34 | 505,40 | 1737,10   | 64,34 |

Tabel Lampiran 11b, Sidik ragam berat kering tajuk pada berbagai dosis pupuk hayati mikrobat dan bahan pembenah tanah serasah tebu

| SK              | DB | JK      | KT     | F hit              | F Tabel |       |
|-----------------|----|---------|--------|--------------------|---------|-------|
|                 |    |         |        |                    | 0,05    | 0,01  |
| Kelompok        | 2  | 1059,55 | 529,77 | 1,69 <sup>tn</sup> | 6,94    | 18,00 |
| M               | 2  | 593,33  | 296,66 | 0,95 <sup>tn</sup> | 6,94    | 18,00 |
| Galat M         | 4  | 1251,89 | 312,97 |                    |         |       |
| S               | 2  | 292,14  | 146,07 | 1,22 <sup>tn</sup> | 3,89    | 6,93  |
| Interaksi (MxS) | 4  | 30,76   | 7,69   | 0,06 <sup>tn</sup> | 3,26    | 5,41  |
| Galak S         | 12 | 1441,93 | 120,16 |                    |         |       |
| Total           | 26 | 4669,58 |        |                    |         |       |

KK(M) = 10,18%

KK(S) = 6,31%

Keterangan : tn= tidak nyata



Tabel Lampiran 12a, Berat kering akar (g) pada berbagai dosis pupuk hayati mikrobat dan bahan pembenah tanah serasah tebu

| Perlakuan | Ulangan |        |        | Total  | Rata-rata |       |
|-----------|---------|--------|--------|--------|-----------|-------|
|           | I       | II     | III    |        |           |       |
| M1        | S1      | 46,8   | 47,3   | 46,6   | 140,70    | 46,90 |
|           | S2      | 48,3   | 50,6   | 45,8   | 144,70    | 48,23 |
|           | S3      | 45,1   | 45,4   | 42,9   | 133,40    | 44,47 |
| Sub Total |         | 140,2  | 143,3  | 135,3  | 418,80    |       |
| M2        | S1      | 47,2   | 50     | 46,3   | 143,50    | 47,83 |
|           | S2      | 45,6   | 50,2   | 46,9   | 142,70    | 47,57 |
|           | S3      | 53,9   | 46,2   | 41,6   | 141,70    | 47,23 |
| Sub Total |         | 146,7  | 146,4  | 134,8  | 427,90    |       |
| M3        | S1      | 47,9   | 58,3   | 48,2   | 154,40    | 51,47 |
|           | S2      | 54,8   | 52,6   | 47,1   | 154,50    | 51,50 |
|           | S3      | 46,2   | 54,3   | 41,2   | 141,70    | 47,23 |
| Sub Total |         | 148,90 | 165,20 | 136,50 | 450,60    |       |
| Total     |         | 435,80 | 454,90 | 406,60 | 1297,30   | 48,05 |

Tabel Lampiran 12b, Berat kering akar pada berbagai dosis pupuk hayati mikrobat dan bahan pembenah tanah serasah tebu

| SK              | DB | JK     | KT    | F hit              | F Tabel |       |
|-----------------|----|--------|-------|--------------------|---------|-------|
|                 |    |        |       |                    | 0,05    | 0,01  |
| Kelompok        | 2  | 131,49 | 65,75 | 5,46 <sup>tn</sup> | 6,94    | 18,00 |
| M               | 2  | 59,61  | 29,80 | 2,47 <sup>tn</sup> | 6,94    | 18,00 |
| Galat M         | 4  | 48,17  | 12,04 |                    |         |       |
| S               | 2  | 41,34  | 20,67 | 2,05 <sup>tn</sup> | 3,89    | 6,93  |
| Interaksi (MxS) | 4  | 17,22  | 4,30  | 0,43 <sup>tn</sup> | 3,26    | 5,41  |
| Galat S         | 12 | 120,74 | 10,06 |                    |         |       |
| Total           | 26 | 429,37 |       |                    |         |       |

$$KK(M) = 2,68\%$$

$$KK(S) = 2,45\%$$

Keterangan : \* = nyata; tn= tidak nyata

**Dokumentasi Penelitian**

s1



s2



s3

Gambar Lampiran 2. Tanaman tebu umur 15 MSPT dosis pupuk hayati 5 mL.L<sup>-1</sup>

s1



s2



s3

Gambar Lampiran 3. Tanaman tebu umur 15 MSPT dosis pupuk hayati 10 mL.L<sup>-1</sup>

s1



s2



s3

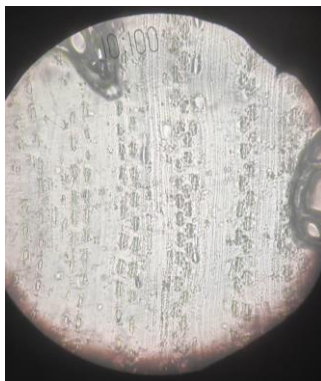
Gambar Lampiran 4. Tanaman tebu umur 15 MSPT dosis pupuk hayati 15 mL.L<sup>-1</sup>



Gambar Lampiran 5. Pembuatan Kompos Serasah Tebu, Biochar Serasah Tebu, Cacahan Serasah Tebu



Gambar Lampiran 6. Pengambilan Data di Lapangan



Gambar Lampiran 7. Pengamatan stomata