

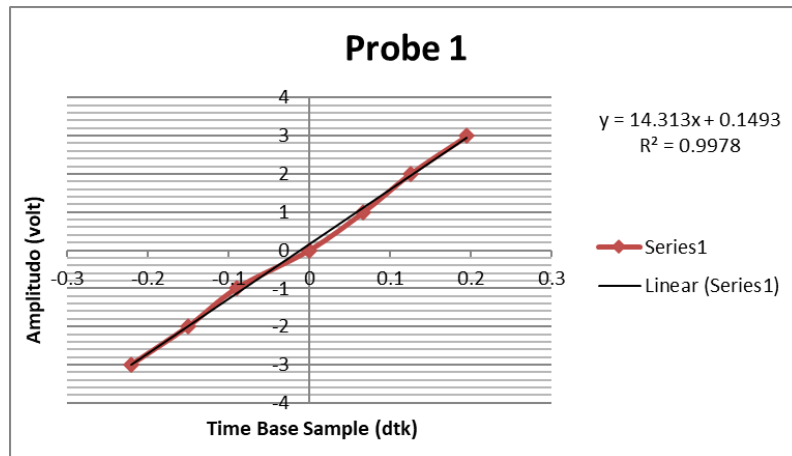
## DAFTAR PUSTAKA

- Achiari, H., Ahmad, A., & Sulaiman, D. (2020). Analisa Refleksi dan Transmisi Gelombang Pada Pemecah Gelombang Tiang Pancang. *Ilmu Dan Teknologi Kelautan Tropis*, 12(3), 727–728.
- Dean, R. G., & Dalrymple, R. A. (1991). *Water wave mechanics for engineers and scientists*. World Scientific Publishing Company.
- Hartono, S. (2019). *Pemecah Gelombang Ambang Rendah (PEGAR) Sosialisasi Produk-Produk Balitbang PUPR*.
- Horikawa, K. 1978. Dirgayusa. 1997 *Coastal Engineering*. University Of Tokyo Press. Tokyo. SDC-R-90163, (2009), Manual Design Bangunan Pengaman Pantai, *Sea Defence Consultants*, Indonesia.
- Kundu, P. K., & Cohen, I. M. (2008). *Fluid Mechanics*. Academic Press.
- Lamb, H. (1932). *Hydrodynamics*. Cambridge University Press.
- Leo, H. Holthuijsen. (2007). *Waves in Oceanic and Coastal Waters*. Cambridge University Press.
- Mei, C. C. (1989). *The Applied Dynamics of Ocean Surface Waves*. World Scientific Publishing Company.
- Phillips, O. M. (1977). *The dynamics of the upper ocean*. Cambridge University Press.
- Sorensen, R. M. (2006). *Basic Coastal Engineering*. Springer Science & Business Media.
- Sulaiman. (2017). *Proposal Kegiatan Model Pemecah Gelombang Tiang Pancang*.
- Thoenes, D. (1997). *Course on two-phase reactors*. Universitas Gadjah Mada.
- Triatmodjo, B. (1999). *Teknik Pantai*. Beta Offset.
- Umar. (2011). *Kajian pengaruh gelombang terhadap kerusakan pantai matang danau Kabupaten Sambas*. Universitas Tanjungpura.

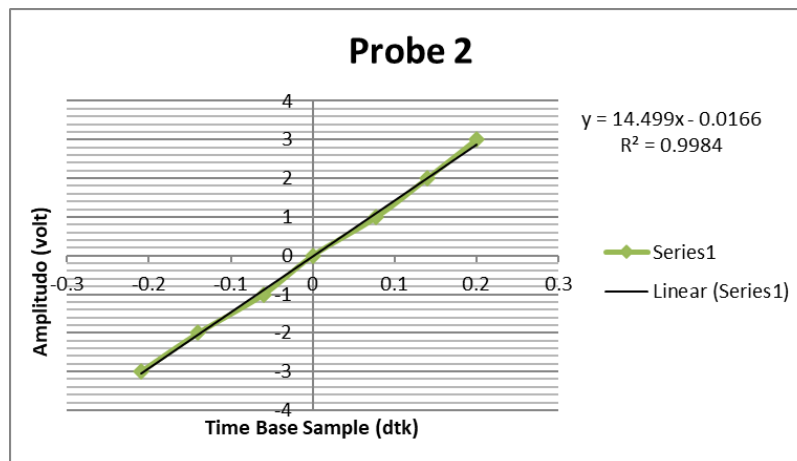
Lampiran 1 Hasil Kalibrasi Wave Probe

Data Kalibrasi Probe (Kedalaman d = 21 cm)

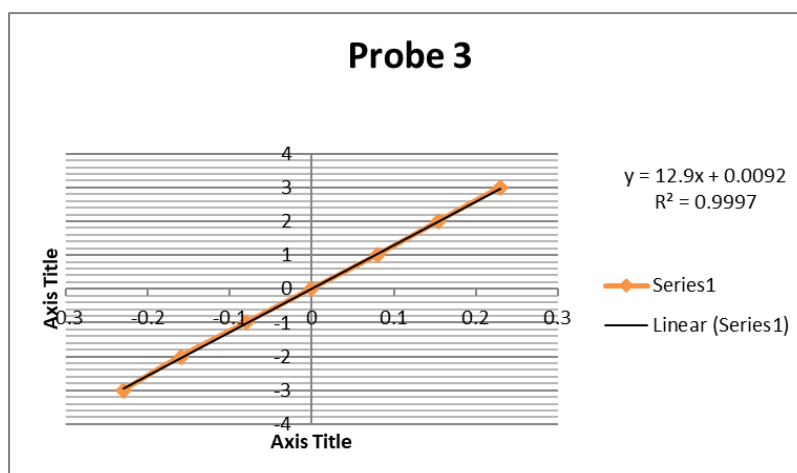
x	-0.22	-0.15	-0.09	0	0.067	0.125	0.195
y	-3	-2	-1	0	1	2	3



x	-0.21	-0.14	-0.06	0	0.078	0.14	0.2
y	-3	-2	-1	0	1	2	3

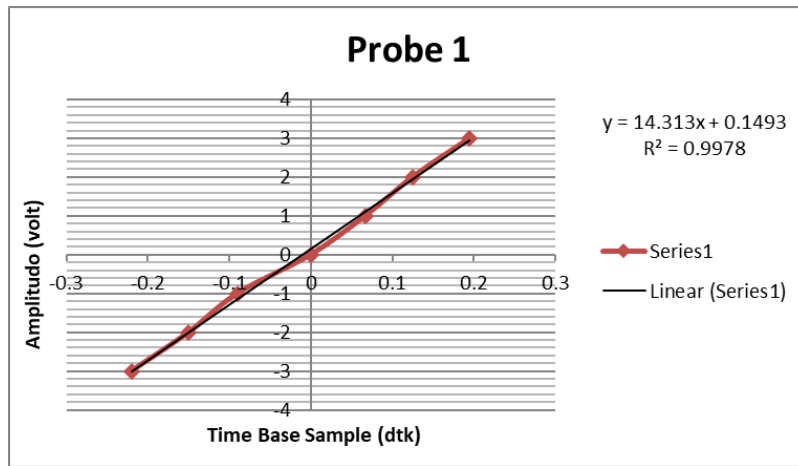


x	-0.23	-0.16	-0.08	0	0.08	0.155	0.23
y	-3	-2	-1	0	1	2	3

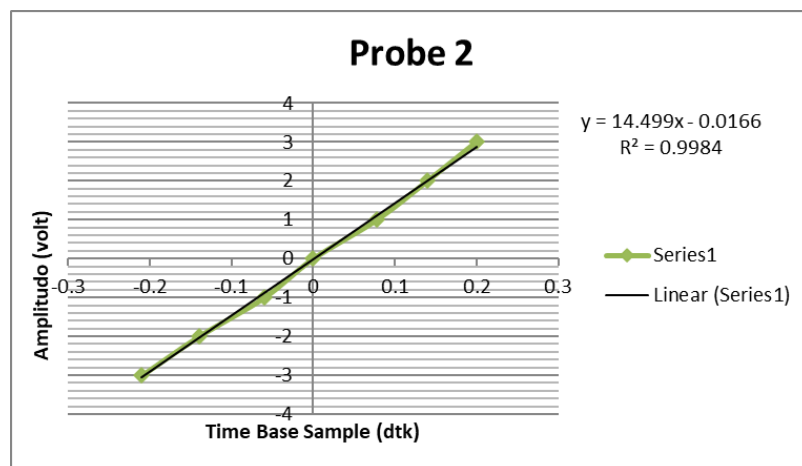


**Data Kalibrasi Probe (Kedalaman d = 19 cm)**

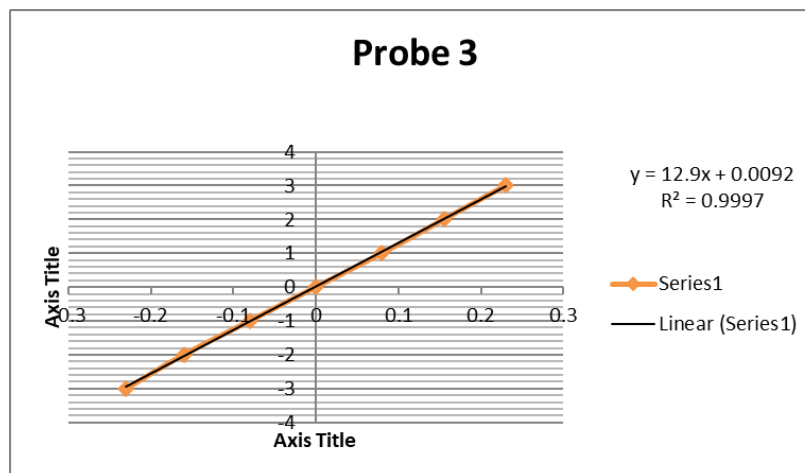
x	-0.22	-0.15	-0.09	0	0.067	0.125	0.195
y	-3	-2	-1	0	1	2	3



x	-0.21	-0.14	-0.06	0	0.078	0.14	0.2
y	-3	-2	-1	0	1	2	3

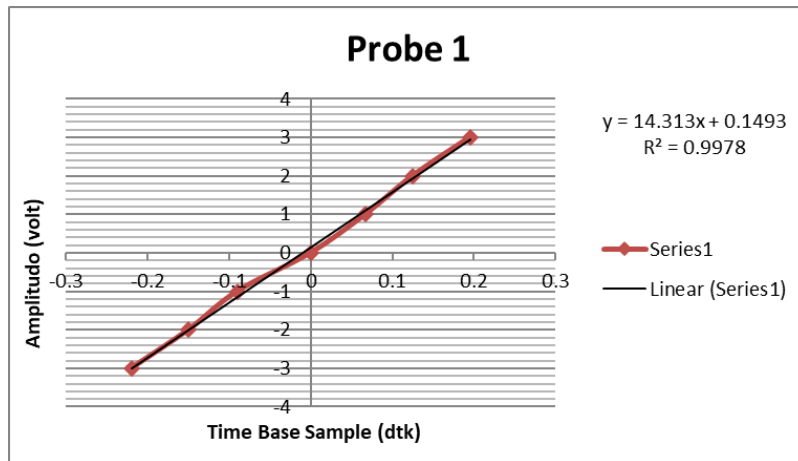


x	-0.23	-0.16	-0.08	0	0.08	0.155	0.23
y	-3	-2	-1	0	1	2	3

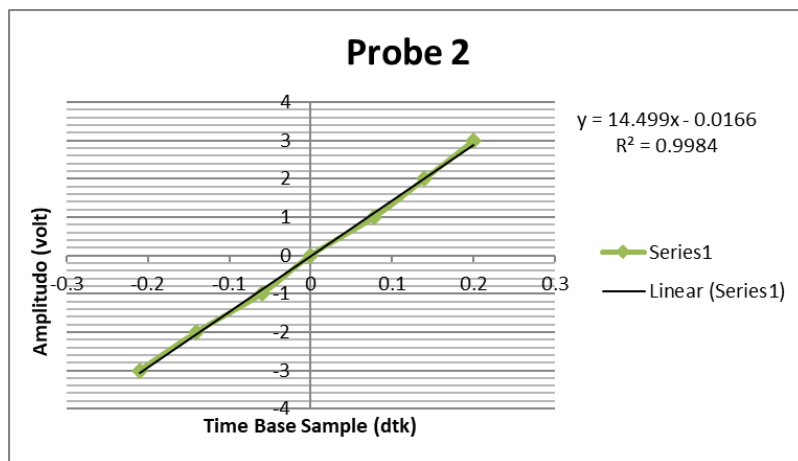


**Data Kalibrasi Probe (Kedalaman = 15 cm)**

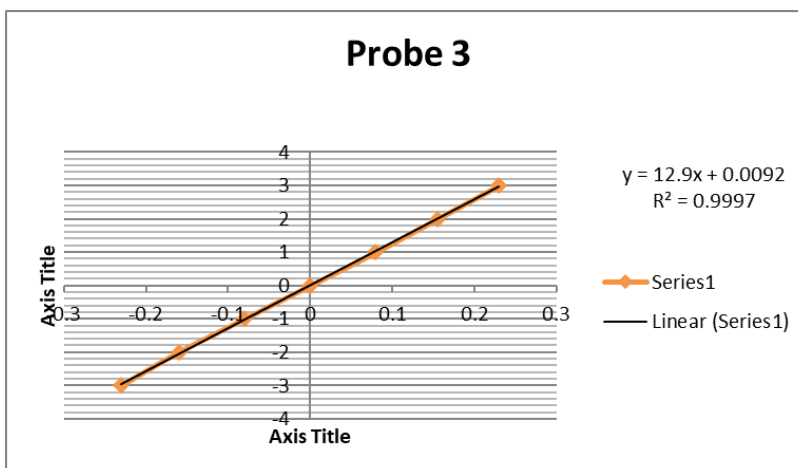
x	-0.22	-0.15	-0.09	0	0.067	0.125	0.195
y	-3	-2	-1	0	1	2	3




x	-0.21	-0.14	-0.06	0	0.078	0.14	0.2
y	-3	-2	-1	0	1	2	3



x	-0.23	-0.16	-0.08	0	0.08	0.155	0.23
y	-3	-2	-1	0	1	2	3



## Lampiran 2 Dokumentasi



Pengerjaan Model



Proses Kalibrasi Pada Wave Flume