

## DAFTAR PUSTAKA

- Abidina, Z. A. Z., Badaruddinb, P. N. E., & Chowdhuryb, A. J. K., 2020, Isolation of heavy metal resistance bacteria from lake sediment of IIUM, Kuantan. *DESALINATION AND WATER TREATMENT*, **188**: 431-435.
- Abo-Amer, A. E., El-Shanshoury, A. E. R. R., & Alzahrani, O. M., 2015, Isolation and molecular characterization of heavy metal-resistant *Alcaligenes faecalis* from sewage wastewater and synthesis of silver nanoparticles, *Geomicrobiology Journal*, **32**(9): 836-845.
- Aminah, U. and Nur, F., 2018, Biosorpsi Logam Berat Timbal (Pb) Oleh Bakteri, *Teknosains: Media Informasi Sains Dan Teknologi*, **12**(1): 50–70.
- Aminullah, R. F. dan Trimulyono, G. (2015). Isolasi dan karakterisasi rhizobakteri pada akar *Rhizopora mucronata* yang terpapar logam berat timbal (Pb), *LenteraBio*, **4**(1): 43-49.
- Anggraeni, A., & Triajie, H., 2021, Uji Kemampuan Bakteri (*Pseudomonas aeruginosa*) Dalam Proses Biodegradasi Pencemaran Logam Berat Timbal (Pb), DI Perairan Timur Kamal Kabupaten Bangkalan, *Juvenil: Jurnal Ilmiah Kelautan dan Perikanan*, **2**(3): 176-185.
- Anouti, F. A., 2014, Bioaccumulation of Heavy Metals within Mangrove Ecosystems. *J Biodivers Endanger Species* 2: e113. doi: 10.4172/2332-2543.1000 e113 Page 2 of 2 Volume 2• Issue 2• 1000e113 *J Biodivers Endanger Species* ISSN: 2332-2543 JBES an open access journal distribution in mangrove sediments along the mobile coastline of French Guiana. *Mar Chem*, **98**: 1-17.
- Anwar, M., Ali, S., & Asaad, A. T., 2017, Evaluation of Heavy Metals Resistant *Micrococcus* sp. Isolated from Rivers in Basra. *J Bioremediation Biodegrad*, **8**: 1-4.
- Bhaskar, P. V., & Bhosle, N. B., 2006, Bacterial extracellular polymeric substance (EPS): a carrier of heavy metals in the marine food-chain. *Environment international*, **32**(2): 191-198.
- Budiastuti, P., Rahadjo, M., & Dewanti, N. A. Y., 2016, Analisis pencemaran logam berat timbal di badan Sungai Babon Kecamatan Genuk Semarang. *Jurnal Kesehatan Masyarakat (Undip)*, **4**(5): 119-118.

- Campbell, N.A., Reece, J.B., & Mitchell, L.G., 2003, *Biologi, Jilid 2, Edisi Kelima*, Alih Bahasa: Wasmen, Jakarta: Penerbit Erlangga.
- Darmono., 1995, *Logam Dalam Sistem Biologi Makhluk hidup*, Jakarta: Universitas Indonesia Press.
- Dewi, P. K., Hastuti, E. D., & Budihastuti, R., 2018, Kemampuan akumulasi logam berat tembaga (Cu) pada akar mangrove jenis *avicennia marina* (forsk.) dan *rhizophora mucronata* (lamk.) di lahan tambak. *Jurnal Akademika Biologi*, **7**(4): 14-19.
- Dias, A. C. F., Andreote, F. D., & Dini Andreoteetal, F., 2009, Diversity and biotechnological potential of culturable bacteria from Brazilian mangrove sediment. *World Journal of Microbiology and Biotechnology*, **25**(7): 1305–1311.
- Djuaningsih, N., Benito, A. K. dan Salim, H., 1982, *Aspek Toksikologi Lingkungan*, Bandung: Lembaga Ekologi Universitas Padjajaran.
- Fomina, M., & Gadd, G. M., 2014, Biosorption: current perspectives on concept, definition and application, *Bioresource technology*, **160**: 3-14.
- Frete, C. E., Sutiknowati, L. I., & Falahudin, D., 2019, Isolasi dan identifikasi bakteri toleran logam berat dari sedimen mangrove di Pengudang dan Tanjung Uban, Pulau Bintan, Indonesia, *OLDI (Oseanologi dan Limnologi di Indonesia)*, **4**(2): 71-77.
- Greenblatt, C. L., Baum, J., Klein, B. Y., Nachshon, S., Koltunov, V., & Cano, R. J., 2004, *Micrococcus luteus*-survival in amber. *Microbial ecology*, **48**(1): 120-127.
- Gusnita, D., 2012, Pencemaran Logam Berat Timbal (Pb) di Udara dan Upaya Penghapusan Bensin Bertimbal, *Berita Dirgantara*, **13**(3): 95–101.
- Hafeez, F., Farheen, H., Mahmood, F., Shahzad, T., Shahid, M., Iqbal, M., ... & Hussain, S., 2018, Isolation and characterization of a lead (Pb) tolerant *Pseudomonas aeruginosa* strain HF5 for decolorization of reactive red-120 and other azo dyes, *Annals of Microbiology*, **68**(12): 943-952.
- Happy, A. R., Masyamsir, Y. Dhahiyat, 2012, Distribusi kandungan logam berat Pb dan Cd pada kolom air dan sedimen daerah aliran Sungai Citarum Hulu, *Perikanan dan Kelautan* **3**: 175-182.

- Hasminar Rachman Fidiastuti, H. R. F., Chandra Adi Prabowo, C. A. P., Anis Samrotul Lathifah, A. S. L., Amin, M., & Yudhi Utomo, Y. U., 2019, Bioremediasi Limbah Industri: Pemanfaatan mikroba dalam pengolahan limbah industri, Malang: Penerbit Forind.
- Higham, D. P., Sadler, P. J., & Scawen, M. D., 1986, Effect of cadmium on the morphology, membrane integrity and permeability of *Pseudomonas putida*, *Microbiology*, **132**(6): 1475-1482.
- Holguin, G., Vazquez, P., & Bashan, Y., 2001, The role of sediment microorganisms in the productivity, conservation, and rehabilitation of mangrove ecosystems: an overview, *Biology and Fertility of Soils*, **33**(4): 265–278.
- Igwe, J.C and Abia, A.A., 2006, A Bioseparation Process for Removing Heavy Metals from Waste Water Using Biosorbents, *African Journal of Biotechnology*, **5**(12): 1167-1179.
- Irawati, W., 2019, Isolasi Dan Karakterisasi Bakteri Resisten Tembaga Dari Pantai Timur Surabaya, *BIOLINK (Jurnal Biologi Lingkungan Industri Kesehatan)*, **6**(2): 95–105.
- Jamilah and Amri., 2019, Analisis Bakteri Pengakumulasi Logam Berat (Pb) di Tanah Pembuangan Limbah Industri Non-Pangan. *Jurnal Sains dan Pendidikan Biologi*, **2**(2): 7–13.
- Kar et al., 2008, Assessment of Heavy Metal Pollution in Surface Water, *International Journal on Environment, Science and Technology*, **5**(1): 119-124.
- Kariada., Andin., Irsadi., 2014, Peranan Mangrove Sebagai Biofilter Pencemaran Air Wilayah Tambak Bandeng Tapak, Semarang (Role of Mangrove as Water Pollution Biofilter in Milkfish Pond, Tapak, Semarang), *J. Manusia Dan Lingkungan*, **21**(2).
- Kurnia, K., Sadi, N. H., & Jumianto, S., 2015, Isolation and Characterization of Pb Resistant Bacteria from Cilalay Lake, Indonesia, *Aceh International Journal of Science and Technology*, **4**(3): 83-87.
- Laila, N. N., & Shofwati, I., 2013, Kadar timbal darah dan keluhan kesehatan pada operator wanita SPBU, *Jurnal Kesehatan Reproduksi*, **4**(1): 41-49.

- Laili, N. H., Abida, I. W., & Junaedi, A. S., 2022, Nilai Total Plate Count (TPC) Dan Jumlah Jenis Bakteri Air Limbah Cucian Garam (Bittern) Dari Tambak Garam Desa Banyuajuh Kecamatan Kamal Kabupaten Bangkalan. *Juvenil: Jurnal Ilmiah Kelautan dan Perikanan*, **3**(1): 26-31.
- Lay, Bibiana. 1994. Analisis Mikroba di Laboratorium. Jakarta: Raja Grafindo Persada.
- Lewaru, S., Riyantini, I., & Mulyani, Y., 2012, Identifikasi bakteri indigenous pereduksi logam berat Cr (VI) dengan metode molekuler di Sungai Cikijing Rancaek, Jawa Barat. *Jurnal Perikanan Kelautan*, **3**(4): 81-92.
- Lubis, B., Rosdiana, N., Nafianti, S., Rasyanti, O., & Panjaitan, F. M., 2013, Hubungan keracunan timbal dengan anemia defisiensi besi pada anak, *CDK-200*, **40**(1): 17-21.
- Mastang., 2016, Isolasi Dan Identifikasi Bakteri Pengakumulasi Logam Berat Timbal (Pb) Pada Endapan Sedimen Kanal Sekitar Rumah Susun Kota Makassar, *Skripsi*, Fakultas Sains dan Teknologi, Makassar: UIN Alauddin.
- Mulyadi, E., Laksmono, R., & Aprianti, D., 2009, Fungsi mangrove sebagai pengendali pencemar logam berat, *Jurnal ilmiah teknik lingkungan*, **1**(1): 33-39.
- Naik, M. M., & Dubey, S. K., 2013, Lead resistant bacteria: lead resistance mechanisms, their applications in lead bioremediation and biomonitoring, *Ecotoxicology and Environmental Safety*, **98**: 1-7.
- Notodarmojo, S., 2005, *Pencemaran Tanah dan Air Tanah*, Penerbit ITB, ISBN 979-3507-43-8.
- Palar, H., 1994, *Pencemaran dan toksikologi logam berat*, Jakarta: Rineke Cipta.
- Puyen, Z. M., Villagrasa, E., Maldonado, J., Diestra, E., Esteve, I., & Solé, A., 2012, Biosorption of lead and copper by heavy-metal tolerant *Micrococcus luteus* DE2008, *Bioresource technology*, **126**: 233-237.
- Rahmatullah, W., Novianti, E., & Sari, A. D. L., 2021, Identifikasi Bakteri Udara Menggunakan Teknik Pewarnaan Gram, *Jurnal Ilmu Kesehatan Bhakti Setya Medika p-ISSN*, **6**(2): 83-91.

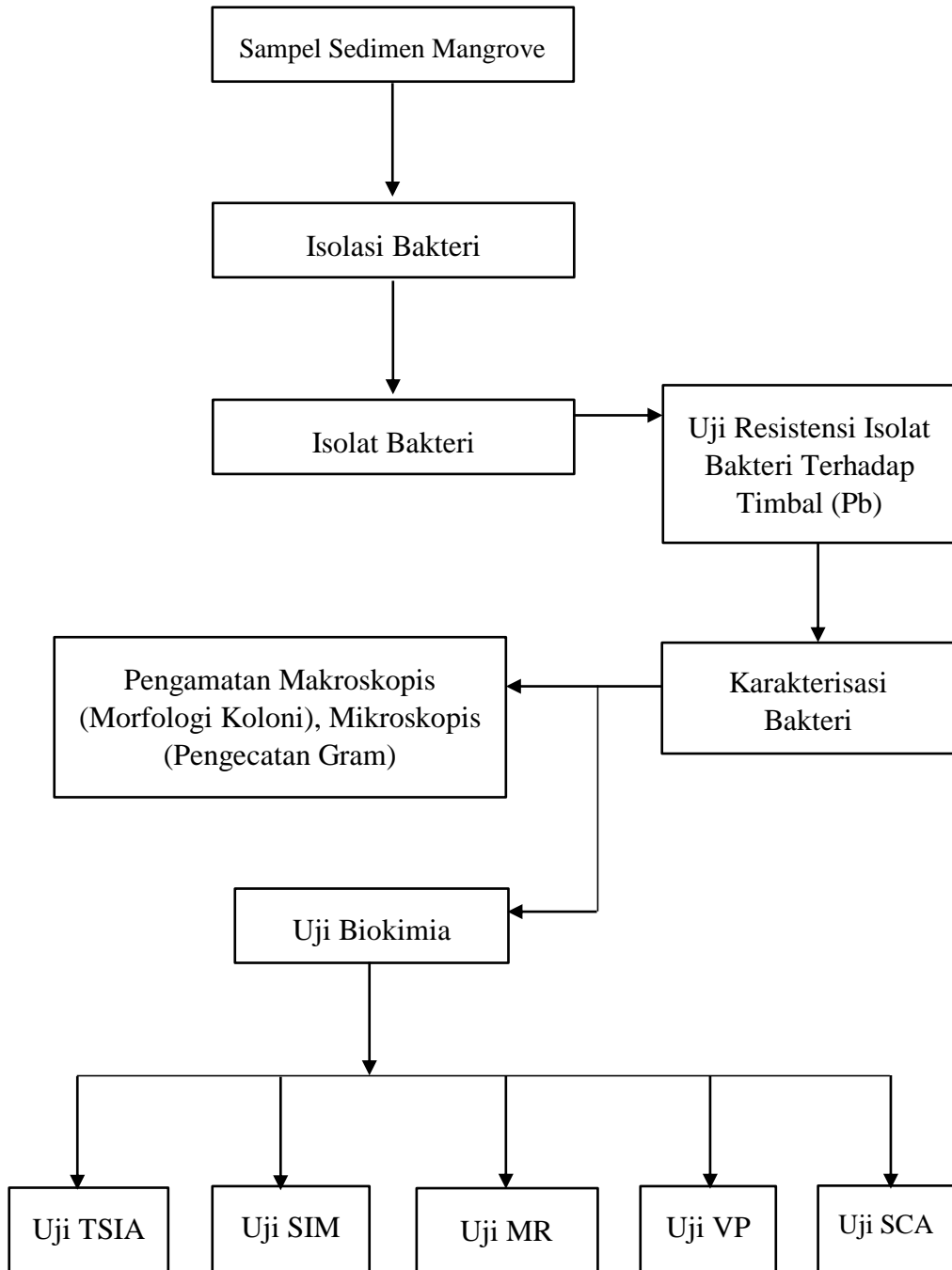
- Raihana, N., 2011, Profil Kultur dan Uji Sensitivitas Bakteri Aerob dari Infeksi Luka Operasi Laparatomi di Bangsa Bedah RSUP Dr. M. Djamil Padang, *Tesis*, Program Pascasarjana. Padang: Universitas Andalas.
- Rehfuss, M., & Urban, J., 2005, *Alcaligenes faecalis* subsp. *phenolicus* subsp. nov. a phenol-degrading, denitrifying bacterium isolated from a graywater bioprocessor, *Systematic and applied microbiology*, **28**(5): 421-429.
- Reller, L. B., & Mirrett, S., 1975, Motility-indole-lysine medium for presumptive identification of enteric pathogens of Enterobacteriaceae, *Journal of clinical microbiology*, **2**(3): 247-252.
- Rifai, K. R., 2021, Uji Indole sebagai Kegiatan Penjaminan Mutu Tambahan pada Hasil Pengujian Coliform dalam Sampel Air Mineral, *Jurnal Teknologi Proses dan Inovasi Industri*, **6**(1): 1-6.
- Rismawati, S. I., 2019, Isolasi Gen *smtAB* Bakteri Resisten Logam Berat Pb dari Limbah Cair Agar, *AGROMIX*, **10**(1): 1-9.
- Rohmah, N. S., 2017, Isolasi Dan Identifikasi Bakteri Yang Berpotensi Sebagai Agen Bioremediasi Timbal (Pb) Dari Lumpur Lapindo, *Skripsi*, Fakultas Sains dan Teknologi, Malang: Universitas Islam Negeri Maulana Malik Ibrahim.
- Saimin, J., Hartati, H., Purnamasari, Y., Mulyawati, S. A., Tien, T., & Ayitrina, P., 2020, Microbiological and Biochemical Contamination Analysis of Refilled Drinking-water in Abeli, Kendari, Southeast Sulawesi, *The Indonesian Biomedical Journal*, **12**(2): 124-9.
- Salle, A. J., 1961, *Fundamental Principle of Bacteriologi* 5th Edition, MC Graw Hill Book Company Inc, New York, 414-418, 719-739
- Sari, D. P., Rahmawati, R., & PW, E. R., 2019, Deteksi dan identifikasi genera bakteri coliform hasil isolasi dari minuman lidah buaya, *Jurnal Labora Medika*, **3**(1): 29-35.
- Sasikumar C.S., & T. Papinazath., 2003, Environmental Management: Bioremediation of Polluted Environment, In Proceedings of the 3 rd Int. Conference on Environ and Health, Chennai, India, 465 – 469.
- Setiawan, Heru., 2013, Akumulasi Logam Berat pada Vegetasi Mangrove di Perairan Pesisir Sulawesi Selatan, *Jurnal Ilmu Kehutanan*, **7**(1).

- Singh, D., Thakur, S., Thayil, S. M., & Kesavan, A. K., 2019, Characterization of a cold-active, detergent-stable metallopeptidase purified from *Bacillus* sp. S1DI 10 using Response Surface Methodology. *PloS one*, **14**(5).
- Sudarsono, A., 2008, 'Isolasi dan Karakterisasi Bakteri pada Ikan Laut dalam Spesies Ikan Gindara (*Lepidocibium flavobronneum*), *Skripsi*, Bogor: Institut Pertanian Bogor.
- Suhendrayatna., 2001, Heavy Metal Bioremoval by Microorganism : A literature Study, Departemen Of Applied Chemistry and Chemical Engineering Faculty of Engineering. Kagoshima University, Tokyo.
- Supriyantini, E., Nuraini, R. A. T., & Dewi, C. P., 2017, Daya Serap Mangrove *Rhizophora* sp. Terhadap Logam Berat Timbal (Pb) Di Perairan Mangrove Park, Pekalongan, *Jurnal Kelautan Tropis*, **20**(1): 16-24.
- Syamsuddin dan Ulim M A., 2013, Daya Hambat Rhizobakteri Kandidat Agens Biokontrol Terhadap Pertumbuhan Koloni Patogen *Phytophthora capsici* Secara In Vitro, *Jurnal Floratek*, **8**(1): 64 – 72.
- Tam , N N. F. Y. dan Wong, Y.S., 1996, Retention and Distribution of Heavy Metals in Mangrove Soils Receiving Wastewater, *Environmental Pollution*, **94**(3): 283-291.
- Tiquia-Arashiro, S. M., 2018, Lead absorption mechanisms in bacteria as strategies for lead bioremediation, *Applied microbiology and biotechnology*, **102**(13): 5437-5444.
- Tyas, D. E., WIdyorini, N. dan Solichin, A., 2018, Perbedaan jumlah bakteri dalam sedimen pada kawasan bermangrove dan tidak bermangrove di perairan Desa Bedono, Demak. *Management of Aquatic Resources Journal (MAQUARES)*, **7**(2): 189-196.
- Ulfa, A., Suarsini, E., & al Muhdhar, M. H. I., 2016, Isolasi dan uji sensitivitas merkuri pada bakteri dari limbah penambangan emas di Sekotong Barat Kabupaten Lombok Barat: Penelitian Pendahuluan. In *Proceeding Biology Education Conference: Biology, Science, Enviromental, and Learning*, **13**(1): 793-799.
- Usman, A. F., Budimawan, B., & Budi, P., 2015, Kandungan logam berat Pb-Cd dan kualitas air di perairan Biringkassi, Bungoro, Pangkep, *Jurnal Agrokompleks*, **4**(9): 103-107.

- Veglio F, Beolchini F, Gasbarro A., 1997, Biosorption of toxic metals: an equilibrium study using free cells of *Arthrobacter* sp., *Process Biochem* **32**: 99–105.
- Waluyo, L., 2004, **Mikrobiologi umum**, Malang: Universitas Muhammadiyah Malang.
- Watson , Rachel., 2012, Sulfur Indole Motility Media (SIM).
- Widiatmono, B. R., Susanawati, L. D., & Agustianingrum, R., 2020, Bioremediasi Logam Timbal (Pb) Menggunakan Bakteri Indigenous Pada Tanah Tercemar Air Lindi (Leachate). *Jurnal Sumberdaya Alam dan Lingkungan*, **6**(3): 11-18.
- Yudo, S., 2006, Kondisi pencemaran logam berat di perairan sungai DKI Jakarta, *JAI*, **2**(1): 1-15.
- Zhang, Z. W., Xu, X. R., Sun, Y. X., Yu, S., Chen, Y. S., & Peng, J. X., 2014, Heavy metal and organic contaminants in mangrove ecosystems of China: a review, *Environmental science and pollution research*, **21**(20): 11938-11950.
- Zulaika, E., Luqman, A., Arindah, T. dan Sholikah, U., 2012, Bakteri Resisten logam Berat yang Berpotensi sebagai Biosorben dan Bioakumulator, *Teknik Lingkungan*, **21**(1).

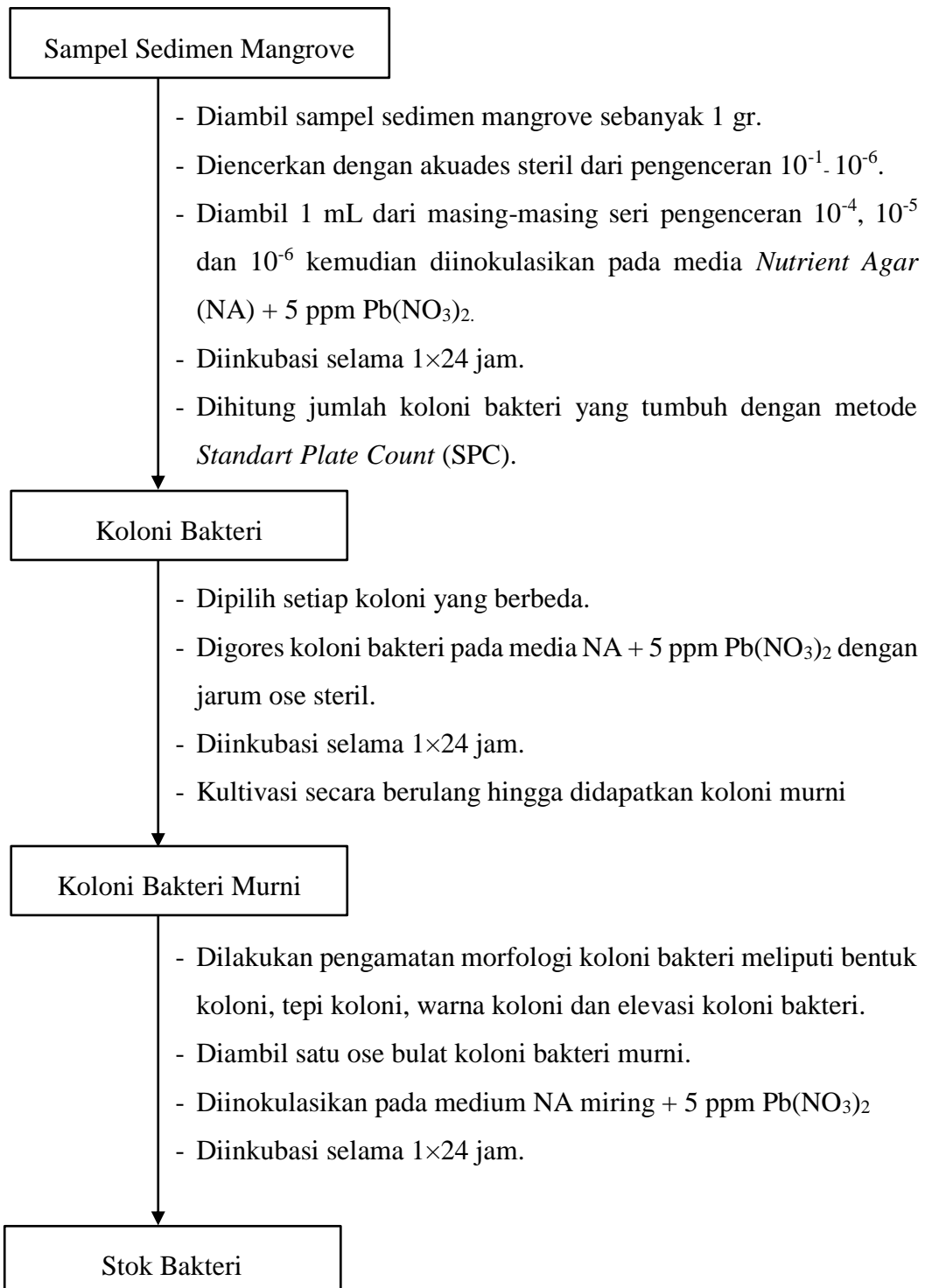
## LAMPIRAN

### Lampiran 1. Skema Kerja Penelitian

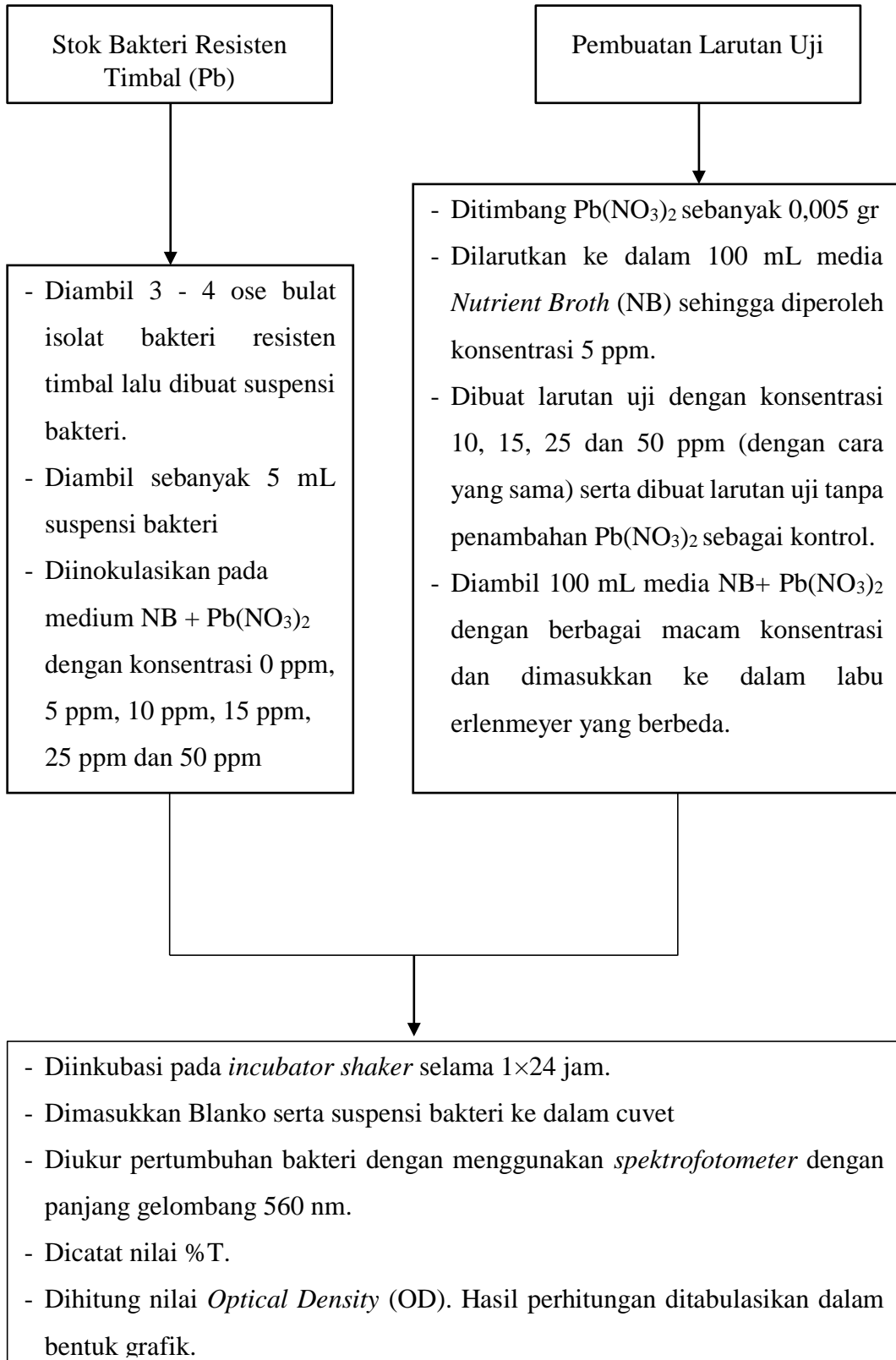




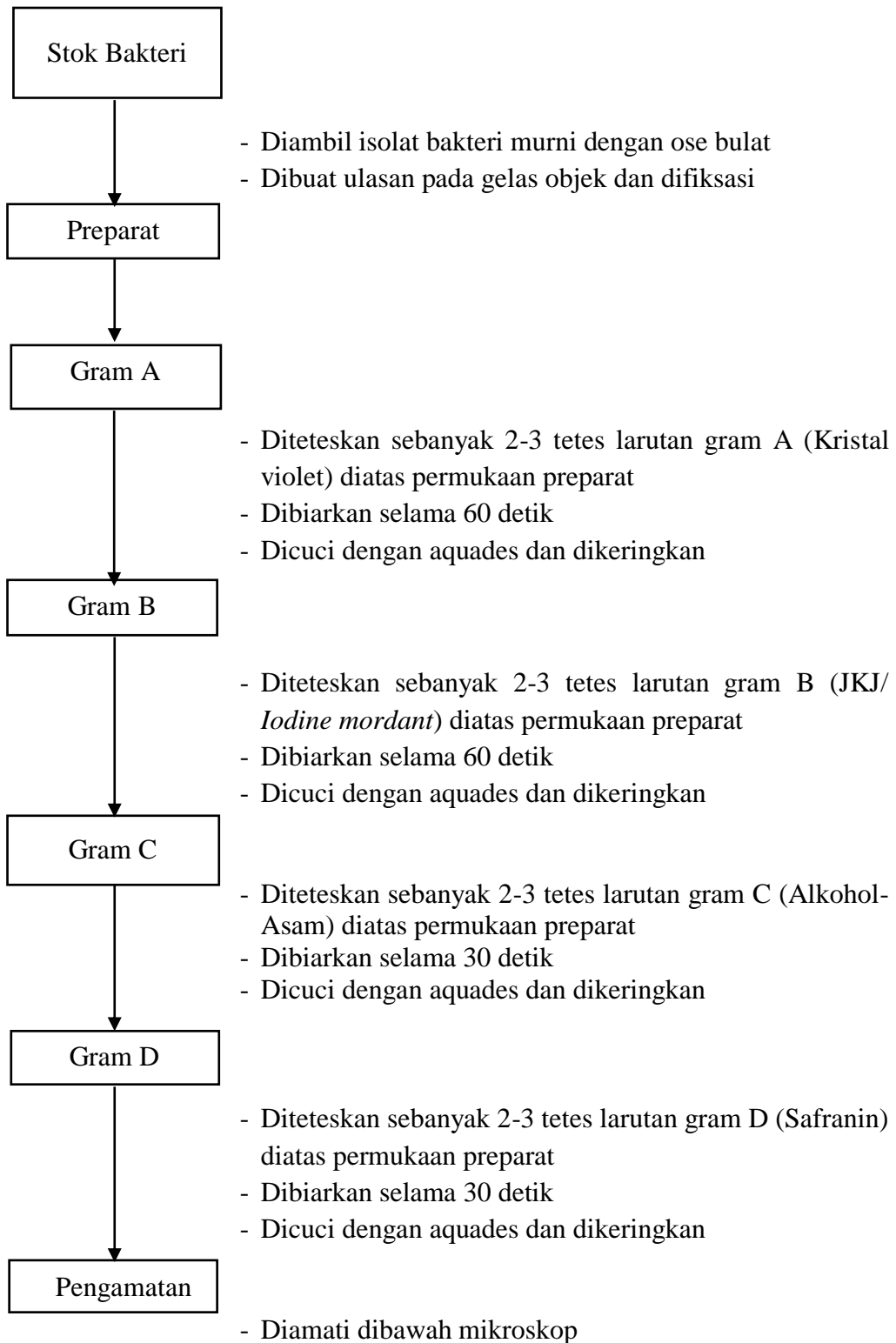
## Lampiran 2. Skema Kerja Isolasi Bakteri Resisten Timbal (Pb)



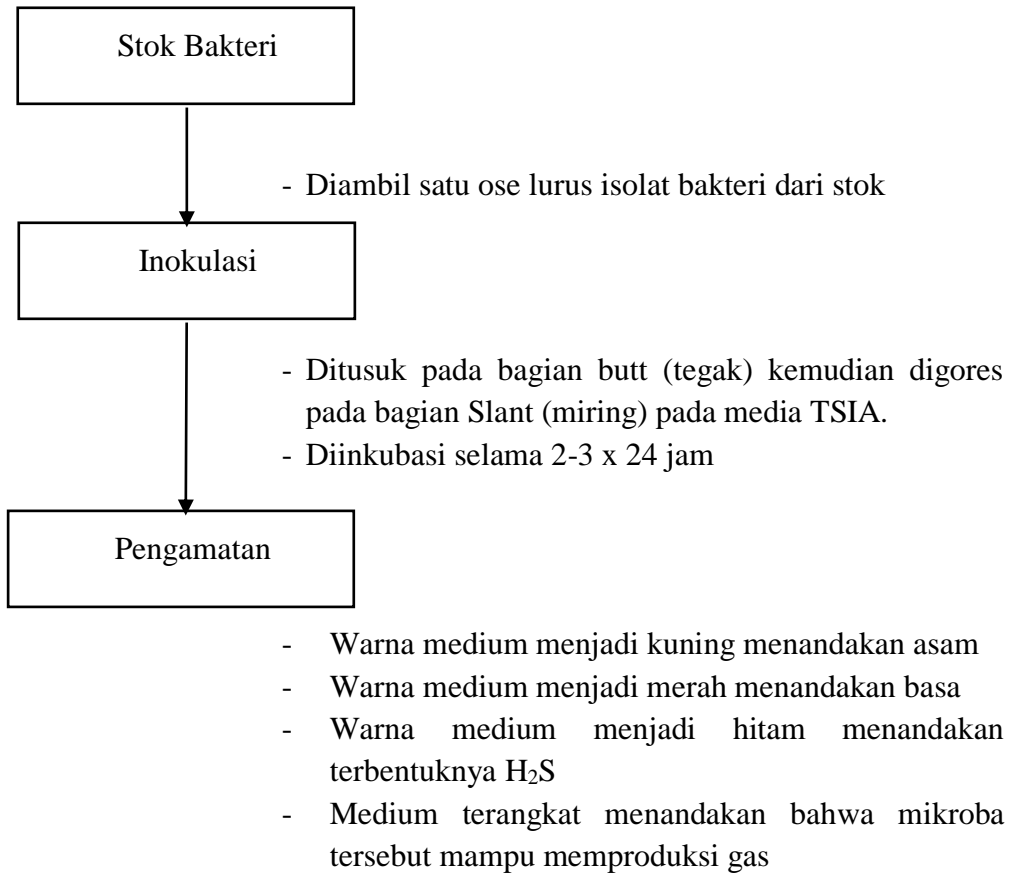
### Lampiran 3. Skema Kerja Uji Resistensi Bakteri Pada Beberapa Konsentrasi Timbal (Pb)



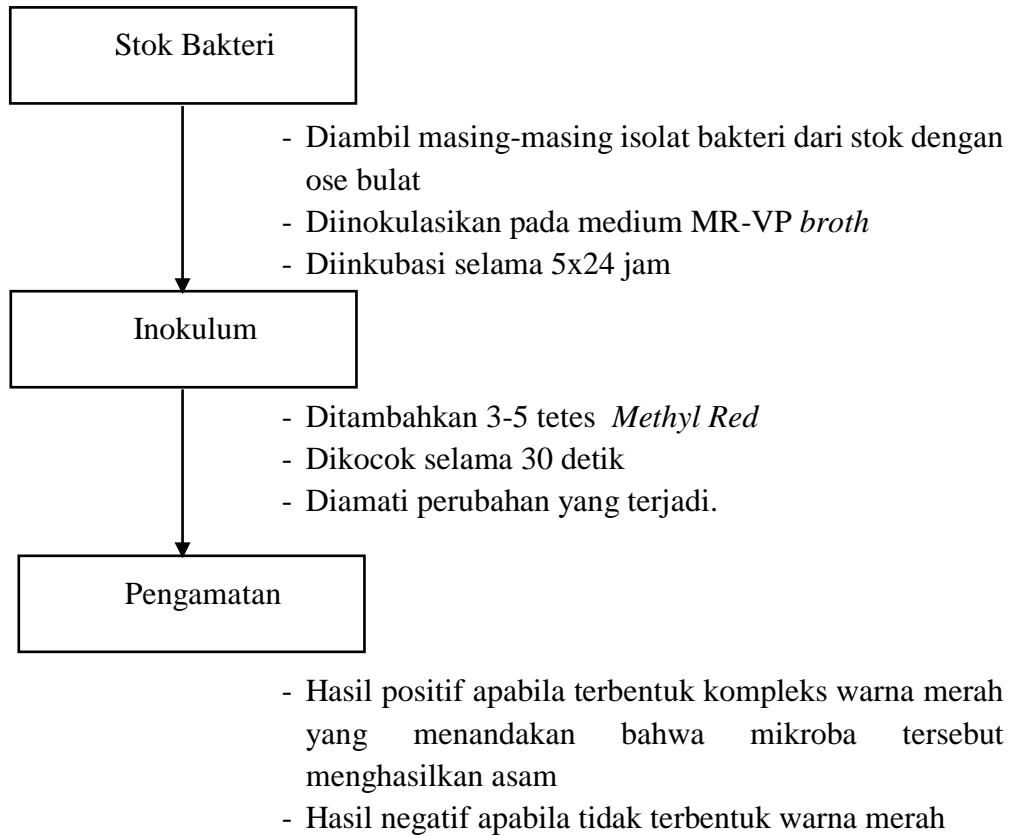
#### Lampiran 4. Skema Pengecatan Gram



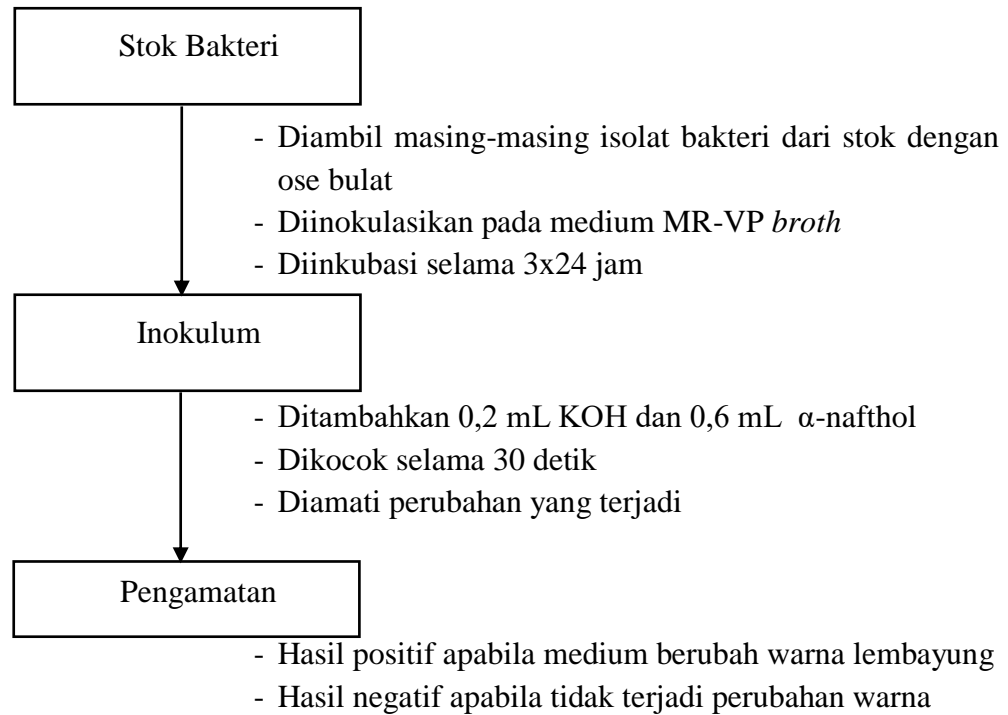
### Lampiran 5. Skema Kerja Uji *Triple Sugar Iron Agar* (TSIA)



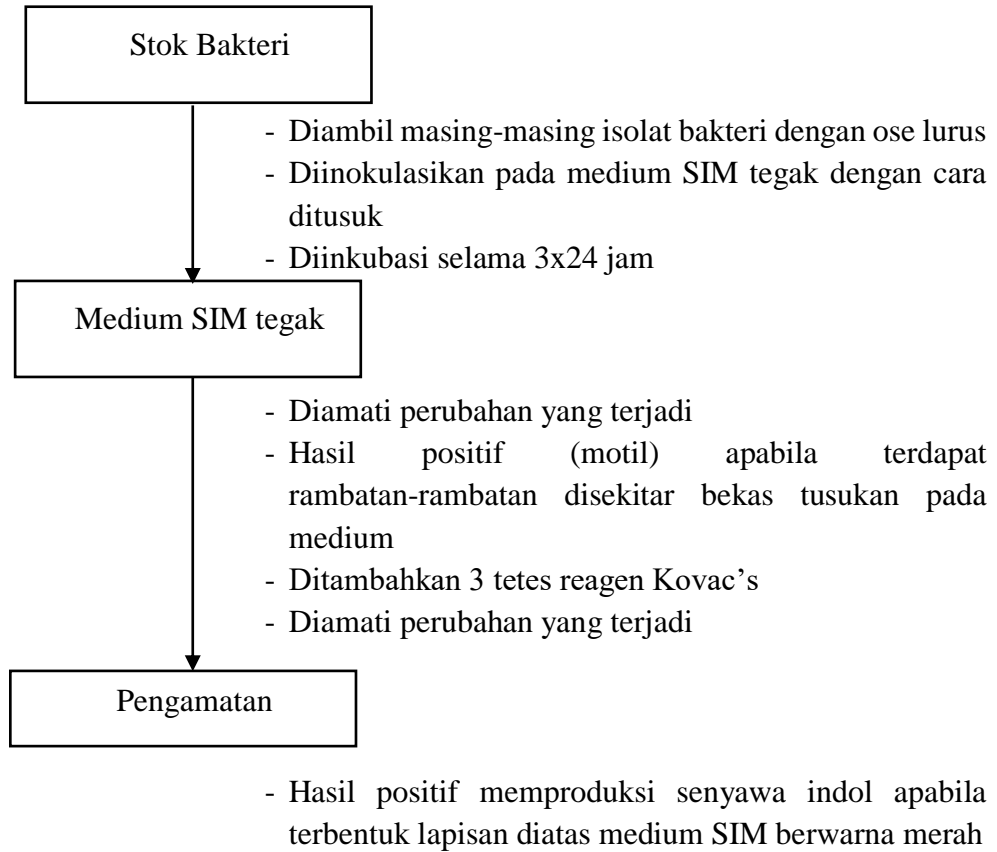
### Lampiran 6. Skema Kerja Uji *Methyl Red* (MR)



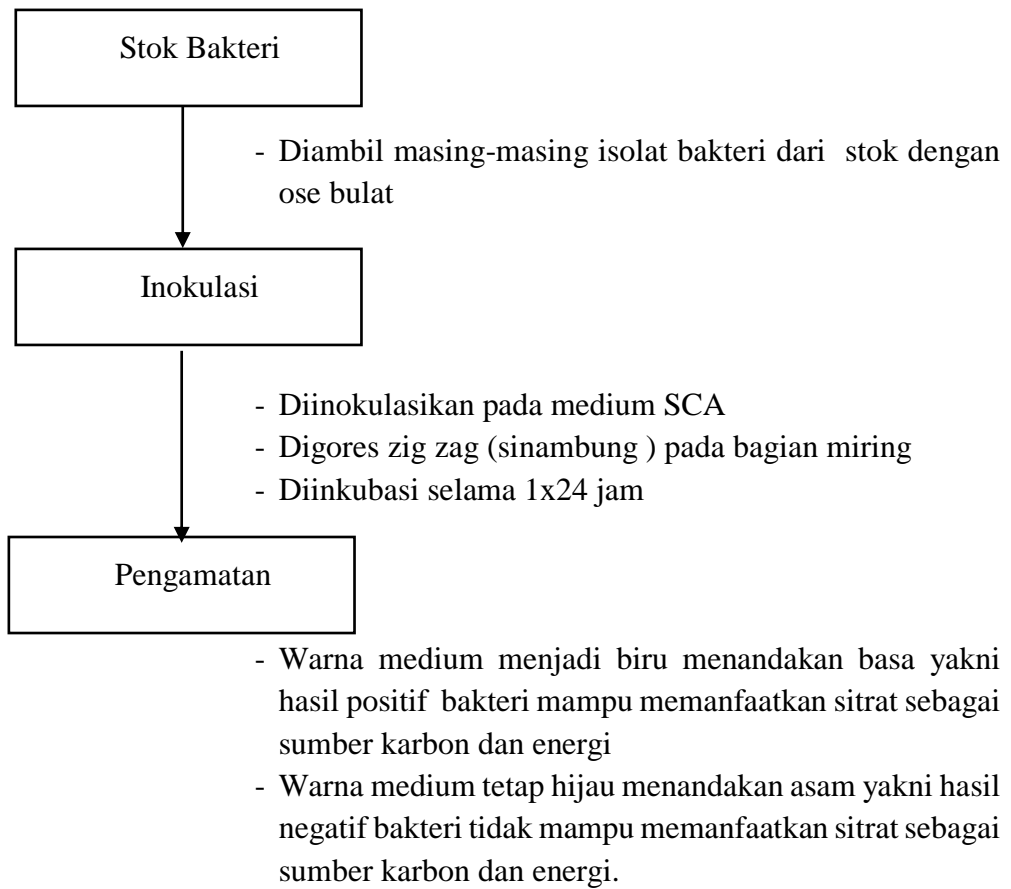
### Lampiran 7. Skema Kerja Uji *Voges Proskourer* (VP)



### Lampiran 8. Skema Kerja Uji *Sulfide Indole Motility* (SIM)

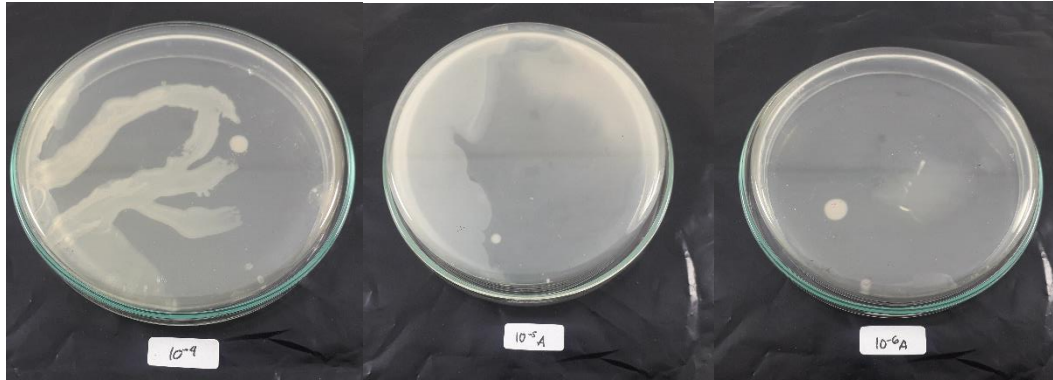


### Lampiran 9. Skema Kerja Uji *Simmons Citrate Agar* (SCA)






**Lampiran 10. Gambar Hasil Isolasi Bakteri Resisten Timbal Sampel Sedimen Mangrove**



**Hasil Isolasi Bakteri Titik Stasiun Bagian Depan (RD)**

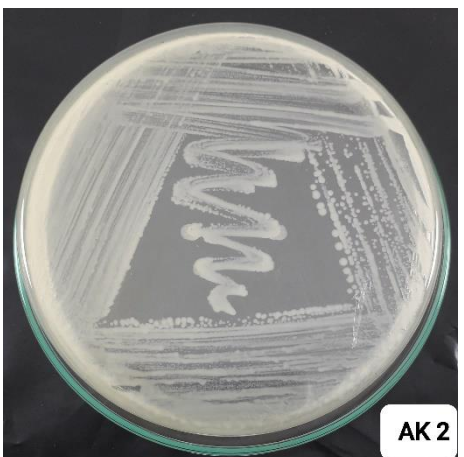
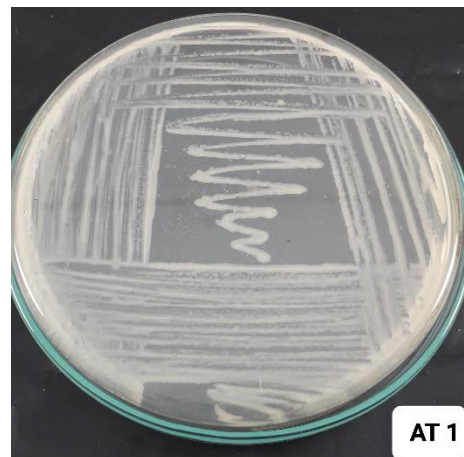
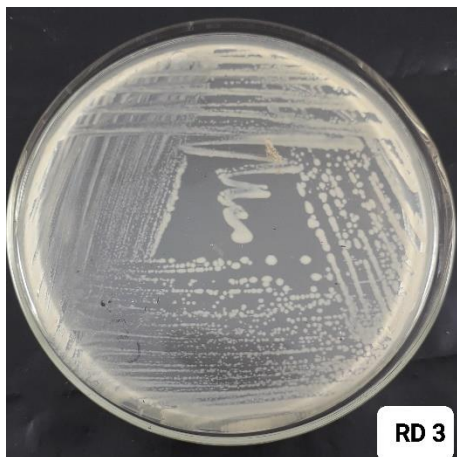
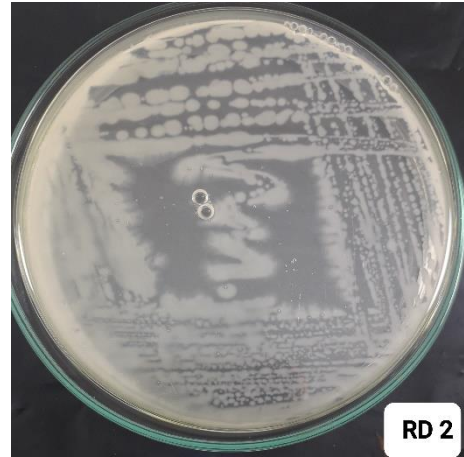
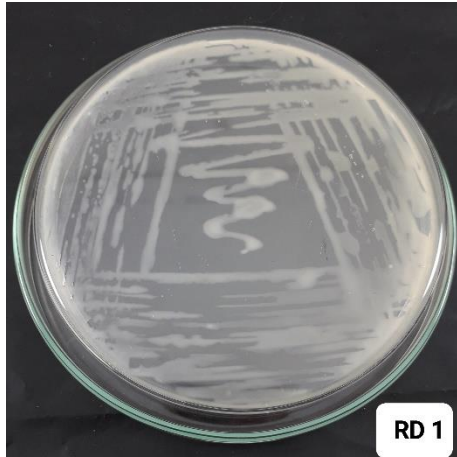


**Hasil Isolasi Bakteri Titik Stasiun Bagian Tengah (AT)**

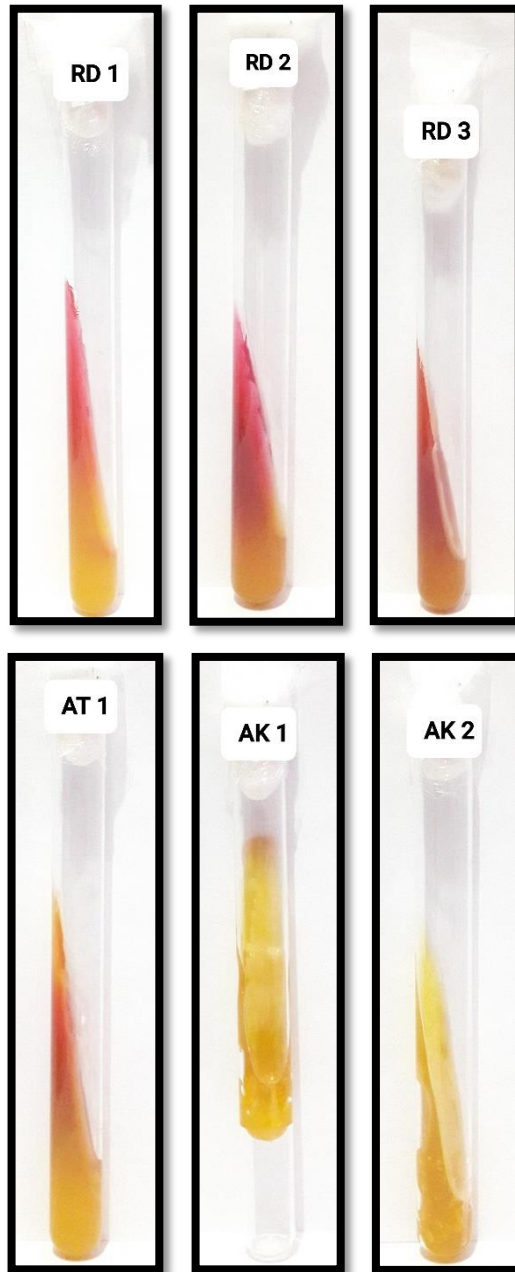


**Hasil Isolasi Bakteri Titik Stasiun Bagian Belakang (AK)**

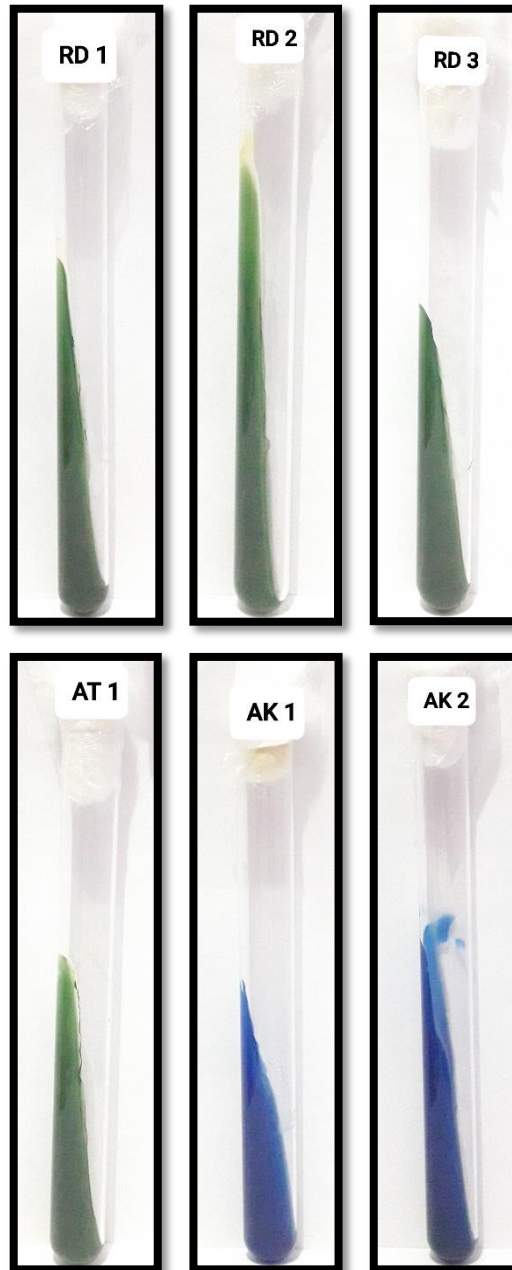
**Lampiran 11. Hasil Pemurnian Isolat Bakteri Resisten Timbal Sampel Sedimen Mangrove**



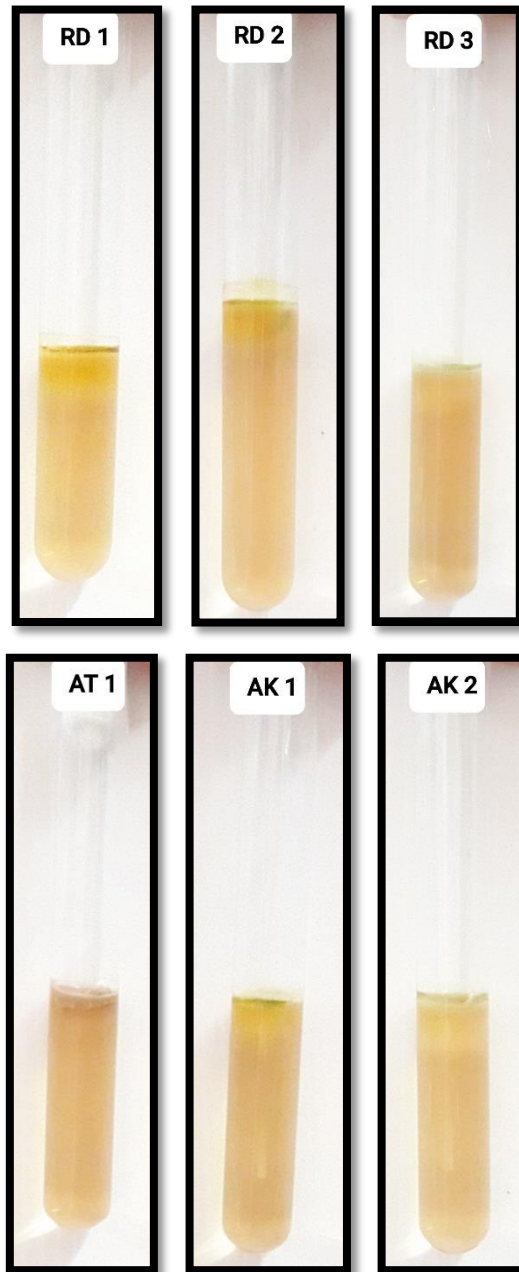
**Lampiran 12. Hasil Uji *Triple Sugar Iron Agar (TSIA)* Isolat Bakteri Resisten  
Timbal Sampel Sedimen Mangrove**



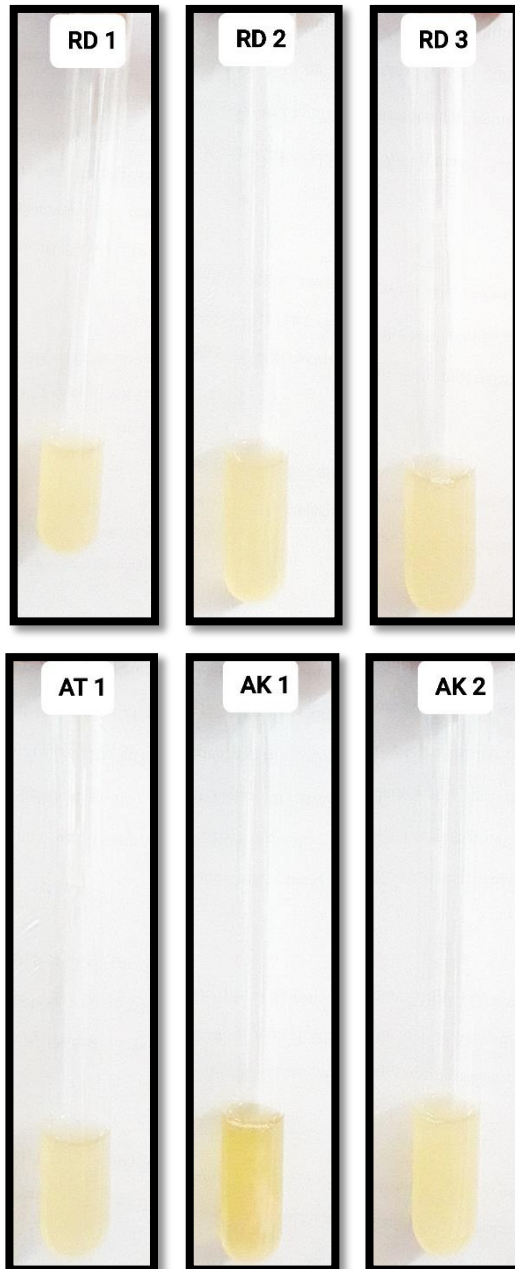
**Lampiran 13. Hasil Uji *Simmons Citrate Agar* (SCA) Isolat Bakteri Resisten  
Timbal Sampel Sedimen Mangrove**




**Lampiran 14. Hasil Uji *Sulfide Indole Motility* (SIM) Isolat Bakteri Resisten  
Timbal Sampel Sedimen Mangrove**




**Lampiran 15. Hasil Uji *Methyl Red* (MR) Isolat Bakteri Resisten Timbal Sampel Sedimen Mangrove**



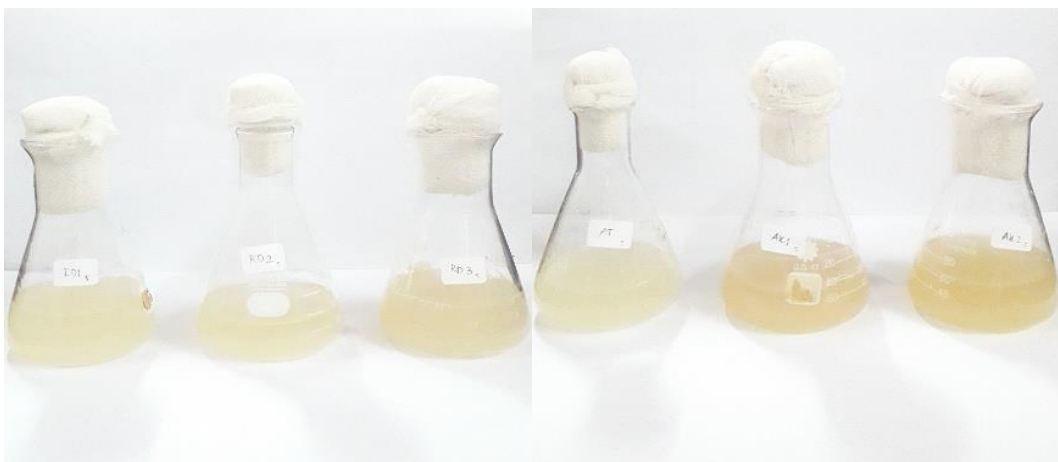
**Lampiran 16. Hasil Uji *Voges-Proskauer* (VP) Isolat Bakteri Resisten Timbal Sampel Sedimen Mangrove**



**Lampiran 17. Uji Resisitensi Isolat Bakteri Sedimen Mangrove Pada Beberapa Konsentrasi Timbal (Pb)**



**Kontrol (0 ppm)**




**5 ppm**

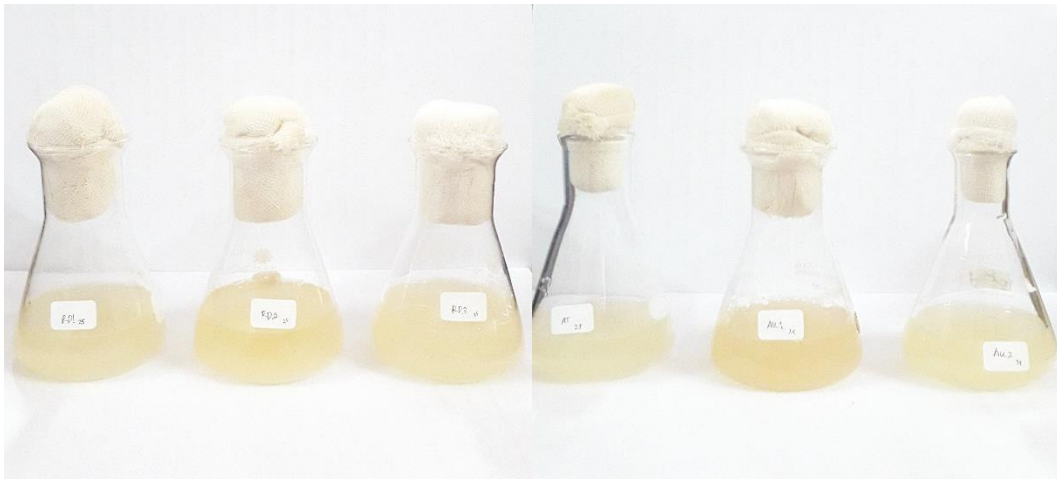


**10 ppm**

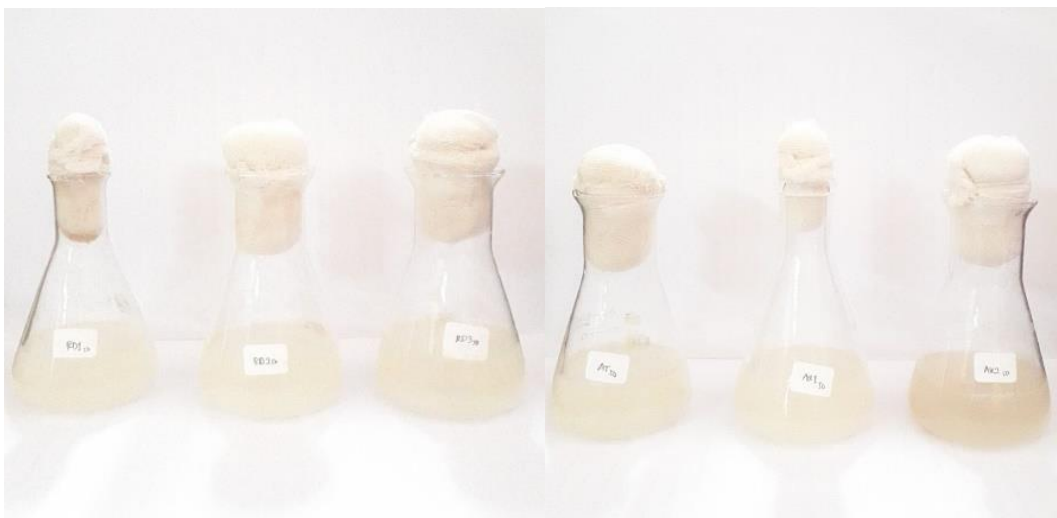




**15 ppm**



**25 ppm**



**50 ppm**

## Lampiran 18. Dokumentasi Penelitian



Pengambilan Sampel Sedimen Mangrove



Isolasi Bakteri Sedimen Mangrove



Pembuatan Media



Proses Inkubasi