

## DAFTAR PUSTAKA

- Agarwal, S., & Mehrotra, R. (2016). An overview of Molecular Docking. *JSM Chem.* 4(2): 1024. <https://www.researchgate.net/publication/303897563>
- Akbar, N.A., Amin, S., & Wulandari, WT. 2022. Studi In Silico Senyawa yang Terkandung dalam Tanaman Daun Sirih Merah (*Piper crocatum* RUIZ & PAV) sebagai Kandidat Anti SARS CoV-2. *Prosiding Seminar Nasional Diseminasi Hasil Penelitian Program Studi S1 Farmasi.* 2(1): 378-391.
- Bash, S. I., Ghosh, S., Vinothkumar, K., Ramesh, B., Kumari, P. H. praksh, Mohan, K. M., & Sukumar, E. 2020. Fumaric acid incorporated Ag/agar-agar hybrid hydrogel: A multifunctional avenue to tackle wound healing. *Materials Science & Engineering C.* 111: 1–13.
- Cahyani, R. T., Alawiyah, T., Fadilla, N., & Ramadani, A. 2024. Potensi Limbah Genjer Udang Windu (*Penaeus monodon*) Sebagai Bahan Baku Pengolahan Isolat dan Hidrolisat Isolat Protein. *Teknologi Pangan : Media Informasi dan Komunikasi Ilmiah Teknologi Pertanian.* 15(1):112-119. <https://doi.org/10.35891/tp.v15i1.4296>
- Christianti, CA., Widyanti, DV., Rhenata, YC., Icsari, FD., Gultom, DL., Siburian, S., & Irawati, W. 2021. Increased Resistance of *Penaeus monodon* to *Whispovirus* Causes *White Spot Syndrome* Through Antivirus Gene Transfer. *Jurnal Biologi Lingkungan, Industri dan Kesehatan.* 8(1): 30-43.
- Cokrowati, N., Lumbessy, S. Y., Wahyuningsih, E., Faris, M., Agustina, D., Suhendri, S., ... & Irfani, F. (2024). Budidaya Rumput Laut *Euचेuma spinosum* Di Pantai Muluk Gerupuk Kabupaten Lombok Tengah. *Jurnal Pengabdian Magister Pendidikan IPA.* 7(3): 788-792.
- Damongilala, L. J., Dotulong, V., Apriyanti, E., & Kurnia, D. 2023. Antioxidant and Antibacterial Activities of the Tropical Red Alga *Euचेuma spinosum*: In Silico Study. *Natural Product Communications.* 18(7): 1-16. <https://doi.org/10.1177/1934578X231187467>
- Fadillah, Y. S., Kurniawan, M. F., & Rohmayanti, T. (2023). Analisis Molecular Docking Senyawa Ekstrak Seledri (*Apium Graveolens*) Untuk Penghambatan Angiotensin-Converting Enzyme 2. *Jurnal Agroindustri Halal.* 9(1).
- Feliatra., Zainuri., dan Yoswaty, D. 2014. Pathogenitas Bakteri *Vibrio sp* Terhadap Udang Windu (*Penaeus monodon*). *Jurnal Sungkai.* 2(1): 23-36.
- Huang, J., Li, F., Wu, J., & Yang, F. 2015. White spot syndrome virus enters crayfish hematopoietic tissue cells via clathrin-mediated endocytosis. *Virology.* 486: 35-43.
- Indriani, S., Isdaryanti., Agustia, M., Poleuleng, A.B., Syahra, N.J., & Prastiyo, Y.B. 2023. Analisis GC-MS (*Gass Cromatography-Mass Spectrometry*) Terhadap

- Batang Kelapa Sawit (*Elaeis guineensis* Jaq.). *Jurnal Agroplantae*. 12(2). 147-155.
- Jian, J. T., Liu, L. K., & Liu, H. P. 2022. Autophagy and White Spot Syndrome Virus Infection in Crustaceans. *Fish and Shellfish Immunology Reports*, 3, 100047.
- Juniyazaki, A.B.A. 2021. Evaluasi Potensi Ekstrak Alga Hijau (*Caulerpa racemosa*) Sebagai Kandidat Antivirus SARS-COV-2. [SKRIPSI]. Universitas Hasanuddin. Makassar.
- Khaerunnisa, A., Suhartati., & Awaluddin, R. 2020. Penelitian *In Silico* untuk Pemula. Airlangga University Press: Surabaya.
- Kumar, R., Huang, J. Y., Ng, Y. S., Chen, C. Y., & Wang, H. C. 2022. The regulation of shrimp metabolism by the *white spot syndrome virus* (WSSV). In *Reviews in Aquaculture*. 14(3): 1150–1169. <https://doi.org/10.1111/raq.12643>
- Liao, S., Zhu, C., Shi, D., He, P., & Jia, R. 2021. Advances in the study of tegument protein VP26 in *white spot syndrome virus*. In *Aquaculture and Fisheries*. 6(5): 448–454. <https://doi.org/10.1016/j.aaf.2020.06.003>
- Luneto, R., & Kaslam. 2022. Competitive Advantage Udang Windu Pinrang Dalam Perdagangan Internasional. *Review of International Relations*. 4(1): 1–20.
- Molla, MHR., & Aljahdali, MO. 2022. Identification of Phytochemical Compounds to Inhibit the Matrix-like Linker Protein VP26 to Block the Assemblies of White Spot Syndrome Virus (WSSV) Envelope and Nucleocapsid Protein of Marine Shrimp: In Silico Approach. *Journal of King Saud University*. 34(102346): 1-8.
- Muahiddah, N., & Asri, Y. 2024. Pengaruh Penggunaan *Eucheuma cottonii* Sebagai Immunostimulan Pada Bidang Akuakultur (Review). *Jurnal Ganec Swara*. 18(1): 575-582.
- Muliani., Nurhidayah., dan Kurniawan, K. 2015. Herbal Mangrove Sebagai Sumber Anti Bakteri *Vibrio harveyi* Penyebab Penyakit Pada Udang Windu *Penaeus monodon*. *Jurnal Riset Akuakultur*. 10(3): 405-414.
- Myatt, G. J., Ahlberg, E., Akahori, Y., Allen, D., Amberg, A., Anger, L. T., Aptula, A., Auerbach, S., Beilke, L., Bellion, P., Benigni, R., Bercu, J., Booth, E. D., Bower, D., Brigo, A., Burden, N., Cammerer, Z., Cronin, M. T. D., Cross, K. P., ... Hasselgren, C. 2018. In silico toxicology protocols. *Regulatory Toxicology and Pharmacology*. 96: 1–17.
- Nurshahida, M. S. F., Nazikussabah, Z., Subramaniam, S., Wan Faizal, W. I., & Nurul Aini, M. A. 2020. Physicochemical, Physical Characteristics and Antioxidant Activities of Three Edible Red Seaweeds (*Kappaphycus alvarezii*, *Eucheuma spinosum* and *Eucheuma striatum*) from Sabah, Malaysia. *IOP Conference Series: Materials Science and Engineering*. 991(1): 1-7.

- Panggabean, J. A., Adiguna, S. P., Rahmawati, S. I., Ahmadi, P., Zainuddin, E. N., Bayu, A., & Putra, M. Y. 2022. Antiviral Activities of Algal-Based Sulfated Polysaccharides. In *Molecules*. 27(4): 1-23.
- Panrat, T., Phongdara, A., Wuthisathid, K., Meemetta, W., Phiwsaiya, K., Vanichviriyakit, R., Senapin, S., & Sangsuriya, P. 2024. Structural Modelling and Preventive Strategy Targeting of WSSV Hub Proteins To Combat Viral Infection In Shrimp *Penaeus Monodon*. *PLoS ONE*. 19(7): 1-22.
- Putra, I. G. A. M., Wrsiati, L. P. A., & Yuarini, D. A. A. 2022. Identifikasi Senyawa Penyusun Minuman Herbal Serai-Gula Lontar Menggunakan Gas Chromatography-Mass Spectrometry. *Itepa: Jurnal Ilmu Dan Teknologi Pangan*. 11(4): 593–600.
- Purnama, Rahmad., Melki., Wike AEP., & Rozirwan. 2011. *Maspari Journal*. 2(1): 82-88.
- Rahi, M. L., Sabbir, W., Salin, K. R., Aziz, D., & Hurwood, D. A. 2022. Physiological, biochemical and genetic responses of black tiger shrimp (*Penaeus monodon*) to differential exposure to white spot syndrome virus and *Vibrio parahaemolyticus*. *Aquaculture*. 546: 1–11.
- Rahim, N., Wulan, S., & Zainuddin, E. N. 2020. Potensi Ekstrak Ulva reticulata Dalam Meningkatkan Aktivitas Lisozim Dan Diferansiasi Hemosit Pada Udang Windu (*Penaeus monodon*). *Jurnal Aquafish Saintek*. 1(1): 1–9.
- Ramadan, A., Amer, A., & Gomaa, A. A. (2019). Preparation and Evaluation of Coating Have One and Two Shells (Part 2). *Egyptian Journal of Chemistry*. 62(5): 897-911.
- Sari, IW., Junaidin., & Pratiwi, D. 2020. Studi *Molecular Docking* Senyawa Flavonoid Herba Kumis Kucing (*Orthosiphon stamineus* B.) pada Reseptor  $\alpha$ -Glukosidase Sebagai Antidiabetes Tipe 2. *Jurnal Farmagazine*. 7(2): 54-60.
- Scotti, L., Monteiro, A. F., de Oliveira Viana, J., Mendonça Junior, F. J. B., Ishiki, H. M., Tchouboun, E. N., ... & Scotti, M. T. 2019. Multi-target drugs against metabolic disorders. *Endocrine, Metabolic & Immune Disorders-Drug Targets (Formerly Current Drug Targets-Immune, Endocrine & Metabolic Disorders)*. 19(4): 402-418.
- Sebastian, J., Osorio-Gonzalez, C., Rouissi, T., Hegde, K., & Brar, S. K. 2022. Bioderived fumaric acid for sustainable production of key active pharmaceutical ingredients: Dimethyl fumarate and Monomethyl fumarate. *Process Biochemistry*. 120: 35–40.
- Sudhakar, K., Mamat R., Samykan M. 2018. Tinjauan umum makroalga laut sebagai sumber daya hayati. *Renew Sustain Energy Rev*. 91:165–179.
- Syahputra, G., Ambarsari, L., & Sumaryada, T. 2014. Simulasi *Docking* Kurkumin Enol, Bisdemetoksikurkumin dan Analognya sebagai Inhibitor Enzim 12-Lipoksigenase. *Jurnal Biofisika*. 10(1): 55-67.

- Tassakka, A. C. M. A. R., Israini, W. I., Juniyazaki, A. B. A., Zaenab, S., Alam, J. F., Rasyid, H., Kasmiati, K., Sinurat, E., Dwiany, F. E., Martien, R., & Moore, A. M. 2023. Green algae *Caulerpa racemosa* compounds as antiviral candidates for SARS-CoV-2: *In silico* study. 3(2): 1-11.
- Tassakka, A. C. M. A. R., Sumule, O., Massi, M. N., Manggau, M., Iskandar, I. W., Alam, J. F., Sulfahri, Permana, A. D., & Liao, L. M. 2021. Potential Bioactive Compounds as SARS-CoV-2 Inhibitors from Extracts of the Marine Red Alga *Halymenia durvillei* (Rhodophyta)—A Computational Study. *Arabian Journal of Chemistry*. 14(11): 103393.
- Tirtadanu., dan Chodirjah, U. 2020. Karakteristik Biologi Dan Tingkat Pemanfaatan Udang Windu Di Perairan Sebatik, Kalimantan Utara. *Jurnal Penelitian Perikanan Indonesia*. 25(4): 203-214.
- Tjahjo, DWH., Hediando, DA., Suryandari, A., Nurfiarini, A., Fahmi, Z., Indriatmoko., & Hariyadi, J. 2019. Konserasi Sumber Daya Udang Windu (*Penaeus monodon*) Di Pantai Timur Aceh, Kabupaten Aceh Timur. *Jurnal Kebijakan Perikanan Indonesia*. 11(1): 39-51.
- Torres, P., Santos, JP., Chow, F., & Santos, DYAC. 2019. A Comprehensive Review of Traditional Uses, Bioactivity Potential, and Chemical Diversity of The Genus *Gracilaria* (Gracilariales, Rhodophyta). *Algal Research*. 37: 288-306.
- Wang, Y., Xing, J., Xu, Y., Zhou, N., Peng, J., Xiong, Z., & Jiang, H. 2015. In silico ADME/T modelling for rational drug design. *Quarterly reviews of biophysics*. 48(4): 488-515.
- Wang, Y., Zhang, C., Fang, W. H., Ma, H. Y., & Li, X. C. 2021. Sp Crus2 Glycine-Rich Region Contributes Largely to the Antiviral Activity of the Whole-Protein Molecule by Interacting with VP26, a WSSV Structural Protein. *Marine Drugs*. 19(10): 544.
- Widyaningrum, I., Wibisono, N., & Kusumawati, A. H. 2020. Effect of Extraction Method on Antimicrobial Activity Against *Staphylococcus aureus* of Tapak Liman (*Elephantopus scaber* L.) leaves. *International Journal of Health & Medical Sciences*. 3(1): 105-110.
- Weldayanti. 2023. Peningkatan Aktivitas Lisozim pada Udang Windu (*Penaeus monodon* Fabr, 1798) dan Ketahanan terhadap Penyakit WSSV (White Spot Syndrome Virus) setelah Injeksi dengan Ekstrak Alga Merah *Laurencia* sp. Universitas Hasanuddin. [Skripsi]
- Zhu, W., Li, Y., Zhao, J., Wang, Y., Li, Y., & Wang, Y. 2022. The mechanism of triptolide in the treatment of connective tissue disease-related interstitial lung disease based on network pharmacology and molecular docking. *Annals of medicine*. 54(1): 541-552.

## LAMPIRAN

Lampiran 1. Senyawa Rumput Laut *Eucheuma spinosum*

No	Senyawa	Area %	Berat Molekul (MW)	Smiles	Similarity Index	PubChem ID
1	1,8-Di(4-nitrophenylmethyl)-3,6-diazahomoadamantan-9-one	0.42	436	<chem>C1CN2CC3(CN1CC(C2)(C3=O)CC4=CC=C(C=C4)[N+](=O)[O-])CC5=CC=C(C=C5)[N+](=O)[O-]</chem>	76	547088
2	6,7-Dioxabicyclo[3.2.2]nonane	0.08	128	<chem>C1CC2CCC(C1)OO2</chem>	77	136113
3	(1,3Z,5E)-UNDECA-1,3,5-TRIENE	0.07	150	<chem>CCCCC/C=C/C=C/C=C</chem>	86	5367412
4	2-Vinyl-9-[3-deoxy-.beta.-d-ribofuranosyl]hypoxanthine	0.30	278	<chem>C=CC1=NC2=C(C(=O)N1)N=CN2C3C(CC(O3)CO)O</chem>	75	135789727
5	2-Methyl-5-(propan-2-ylidene)cyclohexane-1,4-diol	0.07	170	<chem>CC1CC(C(=C(C)C)CC1O)O</chem>	64	91697160
6	1H-PYRROLE-2,5-DIONE, 3-ETHYL-4-METHYL-	0.08	139	<chem>CCC1=C(C(=O)NC1=O)C</chem>	86	29995
7	2-DECENAL, (E)-	0.16	154	<chem>CCCCCCC/C=C/C=O</chem>	86	5283345
8	Nonanoic acid	0.06	158	<chem>CCCCCCCCC(=O)O</chem>	73	8158

9	.alpha.-Amorphene	0.03	204	<chem>CC1=CC2C(CC1)C(=CCC2C(C)C)C</chem>	64	101708
10	5-Hydroxy-6-phenylhexanoic acid, d-lactone	0.09	190	<chem>C1CC(OC(=O)C1)CC2=CC=CC=C2</chem>	62	567304
11	N,N-Dimethylaminoethanol	1.46	89	<chem>CN(C)CCO</chem>	96	7902
12	9-OCTADECENOIC ACID (Z)-	0.12	282	<chem>CCCCCCCC/C=C\CCCCCCCC(=O)O</chem>	78	445639
13	Fumaric acid, ethyl 2-methylallyl ester	0.12	198	<chem>CCOC(=O)/C=C/C(=O)OCC(=C)C</chem>	86	5461492
14	1-(3,3-Dimethyl-but-1-ynyl)-1,2-dimethyl-3-methylene-cyclopropane	0.03	162	<chem>CC1C(=C)C1(C)C#CC(C)(C)C</chem>	78	535139
15	Cyclopentane, 1,1,3,3-tetramethyl- (CAS)	0.02	126	<chem>CC1(CCC(C1)(C)C)C</chem>	82	123522
16	2,6-Di-tert-butyl-4-hydroxy-4-methylcyclohexa-2,5-dien-1-one	0.08	236	<chem>CC1(C=C(C(=O)C(=C1)C(C)(C)C)C(C)(C)C)O</chem>	77	146102
17	Dodecane, 1-chloro-	0.15	204	<chem>CCCCCCCCCCCCCl</chem>	96	8192
18	Photocitral a	0.28	152	<chem>CC1CCC(C1C=O)C(=C)C</chem>	79	102684



29	4-Fluoro-2-methoxyphenol, isopropyl ether	0.04	184	<chem>CC(C)OC1=C(C=C(C=C1)F)OC</chem>	77	2774562
30	TRANS-METHYL DIHYDROJASMONATE	0.03	226	<chem>CCCC[C@@H]1[C@H](CCC1=O)CC(=O)OC</chem>	77	1738124
31	2-Methyl-4-methoxyoct-1-ene	0.40	156	<chem>CCCCC(CC=C)COC</chem>	84	12657011
32	Tetradecane, 1-chloro-	0.39	232	<chem>CCCCCCCCCCCCCCCCl</chem>	91	17043
33	Heptadecane	0.68	240	<chem>CCCCCCCCCCCCCCCCCC</chem>	98	12398
34	1-{2-[3-(2-Acetyloxiran-2-yl)-1,1-dimethylpropyl]cycloprop-2-enyl}ethanone	0.17	236	<chem>CC(=O)C1C=C1C(C)(C)CCC2(CO2)C(=O)C</chem>	79	540318
35	Methyl tetradecanoate	0.62	242	<chem>CCCCCCCCCCCCCCC(=O)OC</chem>	97	31284
36	7-Tetradecene	0.05	196	<chem>CCCCCC/C=C/CCCCCC</chem>	85	5364651
37	ETHANOL, 2-(TETRADECYLOXY)-	0.08	258	<chem>CCCCCCCCCCCCCCCCOCCO</chem>	88	16491
38	Tetradecanoic acid	1.70	228	<chem>CCCCCCCCCCCCCCC(=O)O</chem>	97	11005



39	1-Octadecene (CAS)	0.02	252	CCCCCCCCCCCCCCCC=C	94	8217
40	2(4H)-BENZOFURANONE, 5,6,7,7A-TETRAHYDRO-6- HYDROXY-4,4,7A-TRIME	0.03	196	CC(C)COC(=O)CCC1=CC=CO1	74	7733
41	Octadecanoic acid, 9,10-dichloro- , methyl ester	0.00	366	CCCCCCCC(C(CCCCCC (=O)OC)Cl)Cl	70	93161
42	(-)-Loliolide	0.15	196	C[C@@]12C[C@H](CC(C1=CC (=O)O2)(C)C)O	78	100332
43	Pentadecanoic acid, methyl ester (CAS)	0.12	256	CCCCCCCCCCCCC(=O)OC	96	23518
44	Neophytadiene	1.31	278	CC(C)CCCC(C)CCCC(C)CCCC(=C)C=C	97	10446
45	2-PENTADECANONE, 6,10,14- TRIMETHYL-	0.73	268	CC(C)CCCC(C)CCCC(C)CCCC(=O)C	96	10408
46	2-HEXADECEN-1-OL, 3,7,11,15- TETRAMETHYL-, [R-[R*,R*-(E)]]-	0.58	296	C[C@@H](CCC[C@@H](C)CCC/C (=C/CO)/C)CCCC(C)C	94	5280435
47	1,2-Benzenedicarboxylic acid, bis(2-methylpropyl) ester	0.02	278	CC(C)COC(=O)C1=CC=CC=C1C (=O)OCC(C)C	91	6782
48	2-HEXADECEN-1-OL, 3,7,11,15- TETRAMETHYL-, [R-[R*,R*-(E)]]-	1.10	296	C[C@@H](CCC[C@@H](C)CCC/C (=C/CO)/C)CCCC(C)C	94	5280435

49	1-Nonadecene (CAS)	0.13	266	CCCCCCCCCCCCCCCC=C	95	29075
50	9-Hexadecenoic acid, methyl ester, (Z)-	0.36	268	CCCCCC/C=C\CCCCCCCC(=O)OC	97	643801
51	9-HEXADECENOIC ACID, METHYL ESTER, (Z)-	2.53	268	CCCCCC/C=C\CCCCCCCC(=O)OC	93	643801
52	HEXADECANOIC ACID, METHYL ESTER	7.76	270	CCCCCCCCCCCCCCCC(=O)OC	97	8181
53	Benzenepropanoic acid, 3,5-bis(1,1-dimethylethyl)-4-hydroxy-, methyl ester	0.03	292	CC(C)(C)C1=CC(=CC(=C1O)C(C)(C)C)CCC(=O)OC	91	62603
54	2,5-FURANDIONE, 3-(DODECENYL)DIHYDRO-	0.01	266	CCCCCCCCC/C=C/C1CC(=O)OC1=O	77	6433892
55	Phytol	0.07	296	C[C@@H](CCC[C@@H](C)CCC/C(=C/CO)/C)CCCC(C)C	90	5280435
56	9,12-Octadecadienoyl chloride, (Z,Z)-	0.33	298	CCCC/C=C\C/C=C\CCCCCCCC(=O)Cl	87	9817754
57	n-Hexadecanoic acid	18.51	256	CCCCCCCCCCCCCCCC(=O)O	96	985
58	Cyclopentaneundecanoic acid, methyl ester	2.59	268	COC(=O)CCCCCCCCCCC1CCCC1	95	535041

59	Z,Z-10,12-Hexadecadienal	0.21	236	<chem>CCC/C=C\C=C/C/CCCCCCCC=O</chem>	74	5365660
60	Ethanol, 2-(dodecyloxy)-	0.14	230	<chem>CCCCCCCCCCCCOCCO</chem>	84	24750
61	i-Propyl 14-methyl-pentadecanoate	0.07	298	<chem>CC(C)CCCCCCCCCCCCC(=O)OC(C)C</chem>	86	53745103
62	Hexadecanoic acid, 14-methyl-, methyl ester (CAS)	0.08	284	<chem>CCC(C)CCCCCCCCCCCCC(=O)OC</chem>	84	520159
63	Tetrahydropyranyl ether of citronellol	0.05	240	<chem>CC(CCC=C(C)C)CCOC1CCCOC1</chem>	79	558921
64	9-Octadecenoic acid (Z)- (CAS)	1.99	282	<chem>CCCCCCCC/C=C\C/CCCCCCCC(=O)O</chem>	87	445639
65	2(3H)-FURANONE, 5-BUTYLDIHYDRO-	0.37	142	<chem>CCCCC1CCC(=O)O1</chem>	86	7704
66	methyl .gamma.-linolenoate	0.08	292	<chem>C[C@]12CC[C@@H](C[C@@H]1CC[C@@H]3[C@@H]2CC[C@]4([C@H]3CC[C@@H]4O)C)O</chem>	95	242332
67	1-Dodecanol, 3,7,11-trimethyl-	0.12	228	<chem>CC(C)CCCC(C)CCCC(C)CCO</chem>	88	138824
68	9,12-Octadecadienoic acid (Z,Z)-, methyl ester (CAS)	0.24	294	<chem>CCCCC/C=C\C/C=C\C/CCCCCCCC(=O)OC</chem>	91	5284421

69	9-Octadecenoic acid (Z)-, methyl ester	0.93	296	<chem>CCCCCCCC/C=C\CCCCCCCC(=O)OC</chem>	97	5364509
70	2-HEXADECEN-1-OL, 3,7,11,15-TETRAMETHYL-, [R-[R*,R*-(E)]]-	1.41	296	<chem>C[C@@H](CCC[C@@H](C)CCC/C(=C/CO)/C)CCCC(C)C</chem>	94	5280435
71	Methyl stearate	0.37	298	<chem>CCCCCCCCCCCCCCCC(=O)OC</chem>	97	8201
72	2H-Pyran-2-one, tetrahydro-6-undecyl-	0.26	254	<chem>CCCCCCCCCCCC1CCCC(=O)O1</chem>	83	110976
73	Z-8-Methyl-9-tetradecenoic acid	0.69	240	<chem>CCCC/C=C\C(C)CCCCC(=O)O</chem>	85	5364410
74	2-Propenoic acid, 3-(4-methoxyphenyl)-, 2-ethylhexyl ester	0.34	290	<chem>CCCC(CC)COC(=O)/C=C/C1=CC=C(C=C1)OC</chem>	94	5355130
75	benzamide, 3,5-bis(dodecylsulfonyl)-N-methyl-2-nitro-N-phenyl-	0.51	720	<chem>CCCCCCCCCCCCS(=O)(=O)C1=CC(=C(C(=C1)S(=O)(=O)CCCCCCCCCCC)[N+](=O)[O-])C(=O)N(C)C2=CC=CC=C2</chem>	64	91704033
76	Methyl 9-cis,11-trans-octadecadienoate	0.37	294	<chem>CCCCC/C=C/C=C\CCCCCCC(=O)OC</chem>	93	11748436
77	Cyclopentanetridecanoic acid, methyl ester (CAS)	0.88	296	<chem>COC(=O)CCCCCCCCCCCC1CCCC1</chem>	92	554135
78	Diethylene glycol monododecyl ether	0.12	274	<chem>CCCCCCCCCCCCOCCOCCO</chem>	79	76457



89	CYCLOHEXANE, 1,1'-TETRADECYLIDENE BIS-	0.06	362	CCCCCCCCCCCC(C1CCCC1)C2CCCC2	79	291313
90	4,8,12,16-Tetramethylheptadecan-4-olide	0.09	324	CC(C)CCCC(C)CCCC(C)CCCC1(CCC(=O)O1)C	94	567149
91	Octanoic acid, 2-dimethylaminoethyl ester	0.30	215	CCCCCCCC(=O)OCCN(C)C	91	3075918
92	Palmitoleamide	0.58	253	CCCCC/C=C\CCCCCCCC(=O)N	93	56936054
93	Bis(dodecanamido)methane	0.19	690	CCCCCCCCCCCCCCCCCCCC(=O)NCNC(=O)CCCCCCC CCCCCCCCCCCCCCC	75	547843
94	Oleoyl chloride	0.09	300	CCCCCCCC/C=C\CCCCCCCC(=O)Cl	89	5364783
95	Benzeneacetic acid, 10-undecenyl ester	0.41	288	C=CCCCCCCCCOC(=O)CC1=CC=CC=C1	72	244471
96	Ascorbyl Palmitate	0.77	414	CCCCCCCCCCCCCCCC(=O)OC[C@H]([C@@H]1C(=C(C(=O)O1)O)O)O	71	54680660
97	N-(2-Trifluoroacetyloxyethyl)-9Z-hexadecenamide, N-trifluoroacetyl-	0.60	489	CC.CCN(C1=CC=C(C=C1)C(C(F)(F)F)O)C(=O)C2CCC(CC2)O.COCC(F)(F)F	84	144169784
98	N-(2-Trifluoroacetyloxyethyl)-9Z-hexadecenamide, N-trifluoroacetyl-	1.61	489	CC.CCN(C1=CC=C(C=C1)C(C(F)(F)F)O)C(=O)C2CCC(CC2)O.COCC(F)(F)F	91	144169784

99	Palmitoyl chloride	4.78	274	CCCCCCCCCCCCCCCC(=O)Cl	79	8206
100	Palmitoyl chloride	0.91	274	CCCCCCCCCCCCCCCC(=O)Cl	79	8206
101	Hexadecanoic acid, 2-hydroxy-1-(hydroxymethyl)ethyl ester	2.94	330	CCCCCCCCCCCCCCCC(=O)OC(CO)CO	93	123409
102	BIS(2-ETHYLHEXYL) PHTHALATE	1.32	390	CCCC(CC)COC(=O)C1=CC=CC=C1C(=O)OCC(CC)CCCC	97	8343
103	1,E-11,Z-13-Heptadecatriene	0.45	234	CCC/C=C\C=C\C\CCCCCCCC=C	78	5365584
104	Dimethylaminoethyl oleate	0.33	353	CCCCCCCC/C=C\C\CCCCCCCC(=O)NCCO	93	5283452
105	N-(2-Trifluoroacetyloxyethyl)-9Z-hexadecenamide, N-trifluoroacetyl-	0.76	489	CC.CCN(C1=CC=C(C=C1)C(C(F)(F)F)O)C(=O)C2CCC(CC2)O.COC(F)(F)F	81	144169784
106	1,2-Cyclohexanedicarboxylic acid, bis(2-ethylhexyl) ester	0.31	396	CCCC(CC)COC(=O)C1CCCCC1C(=O)OCC(CC)CCCC	81	6784
107	3-Cyclopentylpropionic acid, 3-tridecyl ester	0.25	324	CCCCCCCCCCC(CC)OC(=O)CCC1CCCC1	79	580424
108	trans-5-Amino-1,3,3-trimethylcyclohexanemethylamine	0.22	170	CC1(CC(CC(C1)(C)CN)N)C	73	17857

109	2-(Dimethylamino)ethyl vaccenoate	0.49	353	<chem>CCCCCCCC/C=C\CCCCCCCCC(=O)NCCO</chem>	80	5283452
110	2-Undecanone, 6,10-dimethyl-	0.16	198	<chem>CC(C)CCCC(C)CCCC(=O)C</chem>	80	95495
111	9-octadecenoic acid, 2,2,2-trifluoroethyl ester	0.12	364	<chem>CCCCCCCC/C=C/CCCCCCCC(=O)OCC(F)(F)F</chem>	77	15332203
112	Octocrylene	0.36	361	<chem>CCCC(CC)COC(=O)C(=C(C1=CC=CC=C1)C2=CC=CC=C2)C#N</chem>	76	22571
113	Oleoyl chloride	0.49	300	<chem>CCCCCCCC/C=C\CCCCCCCC(=O)Cl</chem>	92	5364783
114	Oleic anhydride	0.23	546	<chem>CCCCCCCC/C=C\CCCCCCCC(=O)OC(=O)CCCCCCC/C=C\CCCCCCCC</chem>	88	5369123
115	2,5-Furandione, dihydro-3-tetradecyl-	0.22	296	<chem>CCCCCCCCCCCCCCC1CC(=O)OC1=O</chem>	72	98128
116	Octadecanoic acid, 2,3-dihydroxypropyl ester	0.44	358	<chem>CCCCCCCCCCCCCCCCC(=O)OCC(CO)O</chem>	77	24699
117	1-Naphthaleneacetic acid, dodec-2-en-1-yl ester	0.12	352	<chem>CCCCCCCCC/C=C/COC(=O)CC1=CC=CC2=CC=CC=C21</chem>	68	91717627
118	1,3-Benzenedicarboxylic acid, bis(2-ethylhexyl) ester	0.24	390	<chem>CCCC(CC)COC(=O)C1=CC(=CC=C1)C(=O)OCC(CC)CCCC</chem>	94	8733




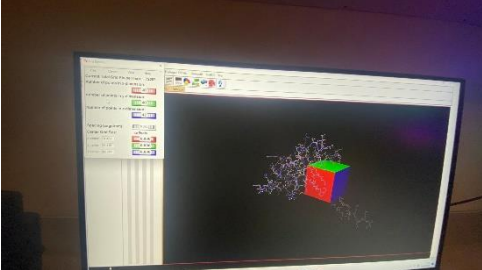


119	Cholest-5-en-3-ol (3.beta.)-, carbonochloridate	0.30	448	<chem>C[C@H](CCCC(C)C)[C@H]1CC[C@@H]2[C@@]1(CC[C@H]3[C@H]2CC=C4[C@@]3(CC[C@@H](C4)OC(=O)Cl)C)C</chem>	86	111262
120	Oleic acid, 3-hydroxypropyl ester	0.41	340	<chem>CCCCCCCC/C=C\CCCCCCCC(=O)OCCCO</chem>	79	5352775
121	2,6,10,14,18,22-Tetracosahexaene, 2,6,10,15,19,23-hexamethyl-, (all-E)-	0.38	410	<chem>CC(=CCC/C=C/CC/C=C/CC/C=C/CC/C=C/CCC=C(C)C)\C\C/C/C)C</chem>	97	638072
122	Didecyl phthalate	0.07	446	<chem>CCCCCCCCCOC(=O)C1=CC=CC=C1C(=O)OCCCCCCCCC</chem>	85	6788
123	Cholestan-6-one, 3-chloro-, (3.beta.,5.alpha.)-	0.58	420	<chem>C[C@H](CCCC(C)C)[C@H]1CC[C@@H]2[C@@]1(CC[C@H]3[C@H]2CC(=O)[C@@H]4[C@@]3(CC[C@@H](C4)Cl)C)C</chem>	64	13872580
124	8-Hexadecene, 8,9-diheptyl-	0.40	420	<chem>CCCCCCCC(=C(CCCCCC)CCCCC)CCCCC</chem>	61	634521
125	CHOLESTA-4,6-DIEN-3-OL, BENZOATE, (3.BETA.)-	1.11	488	<chem>CC(C)CCCC(C)C1CCC2C1(CCC3C2=CC4=CC(CCC34C)OC(=O)C5=CC=CC=C5)C</chem>	87	33010
126	Cholest-5-en-3-ol (3.beta.)-, propanoate	0.65	442	<chem>CCC(=O)OC1CCC2(C3CCC4(C(C3CC=C2C1)CCC4(C)CCCC(C)C)C)C</chem>	86	313255
127	C37H51N3O4	0.05	601	<chem>C[C@H]1/C=C/[C@H](C)C(C)C[C@H]1CC[C@@H]2[C@@]1(CCC3[C@]24C=C[C@@]5([C@@]3(CC[C@@H](C5)OOC)</chem>	56	134887363

				<chem>C)N6N4C(=O)N(C6=O)C7=CC=CC=C7)C</chem>		
128	Cholesta-5,7-dien-3-ol, acetate, (3.beta.)-	0.03	426	<chem>C[C@H](CCCC(C)C)[C@H]1CC[C@@H]2[C@@]1(CC[C@H]3C2=CC=C4[C@@]3(CC[C@@H](C4)OC(=O)C)C)C</chem>	81	99487
129	Cholesta-5,7-dien-3.beta.-ol, 3,5-dinitrobenzoate	0.02	578	<chem>CC(C)CCCC(C)C1CCC2C1(CCC3C2=CC=C4C3(CCC(C4)OC(=O)C5=CC(=CC(=C5)[N+](=O)[O-])[N+](=O)[O-])C)C</chem>	65	313257
130	Cholesteryl 3-cyclohexylbutyrate	0.05	538	<chem>CC(C)CCCC(C)C1CCC2C1(CCC3C2CC=C4C3(CCC(C4)OC(=O)CC(C)C5CCCCC5)C)C</chem>	78	537190
131	22,23-Dibromostigmasterol acetate	0.04	612	<chem>CCC(C(C)C)C(C(C(C)C1CCC2C1(CCC3C2CC=C4C3(CCC(C4)OC(=O)C)C)C)Br)Br</chem>	73	296869
132	Cholest-5-en-3-ol (3.beta.)-(CAS)	11.49	386	<chem>C[C@H](CCCC(C)C)[C@H]1CC[C@@H]2[C@@]1(CC[C@H]3[C@H]2CC=C4[C@@]3(CC[C@@H](C4)O)C)C</chem>	93	5997
133	3,5-CYCLOCHOLESTAN-6-ONE	0.09	384	<chem>CC(C)CCCC(C)C1CCC2C1(CCC3C2CC(=O)C45C3(CCC4C5)C)C</chem>	93	281918

## Lampiran 2. Dokumentasi Kegiatan

No	Dokumentasi	Keterangan
1.		Pencucian rumput laut
2.		Pengeringan rumput laut
3.		Menghaluskan rumput laut yang sudah kering
4.		Proses maserasi

5.		Penyaringan ekstrak sampel
6.		Rotary evaporator
7.		Proses GC-MS
8.		Proses docking