

DAFTAR PUSTAKA

- Ameriana, M. 2008. Perilaku Petani Sayuran dalam menggunakan Pestisida kimia. *JHort* 18 (1) 95-106
- Amiruddin, 2021. <http://cybex.pertanian.go.id/mobile/artikel/97797/LIGHT-TRAP-PADA-BAWANG-MERAH/>
- Badan Penelitian dan Pengembangan Pertanian. 2007. Feromon Exi Sukses Kendalikan Ulat Bawang Merah di Cirebon. Badan Penelitian dan Pengembangan Pertanian, Jakarta.
- Badrudin, U dan Jazilah, S. 2013. Analisis Residu Pestisida pada Tanaman Bawang Merah (*allium ascalonicum* l.) di Kabupaten Brebes. *Pena Jurnal Ilmu Pengetahuan dan Teknologi*. 24(1): 75-86.
- Basuki, RS. 2009. Pengetahuan Petani dan Keefektifan Penggunaan Insektisida oleh Petani dalam Pengendalian Ulat Spodoptera. Pada tanaman Bawang Merah di Brebes dan Cirebon. *J-Hort* 459-747
- Briscoe, A. D., and Chittka, L. 2001. The Evolution Of Color Vision In Insects. *Annual Revolution Entomology*, 471-510.
- Dede Rohayana, Nasriati, dan Tri Kusnanto 2020. <https://www.dinastph.lampungprov.go.id/detail-post/cara-budidaya-bawang-merah-allium-ascalonicum-l>
- Edison, dan Sapta. 2010. Pengaruh Biaya Standar Terhadap Pengendalian Biaya Produksi (Studi Kasus Pada PT ITP, TBK). *Jurnal Ilmiah Ranggagading*. Volume 10 No.2 ,Oktober 2010: 121-130.
- Fauziah, dan Sulistyono, 2016. Budidaya Bawang Merah (*Allium ascalonium* L) pada Lahan Kering Menggunakan Irigasi Sprinkler pada Berbagai Volume dan Frekuensi. Departemen Agronomi dan Hortikultura. Fakultas Pertanian. Insitut Pertanian Bogor.
- Hakim, A. 2004. Statistik Deskriptif untuk Ekonomi dan Bisnis. Ekonosia. Jakarta.
- Hasriati. dkk. 2019. *Analisis Pendapatan Usahatani Padi Sawah Terkena Dampak Pertambangan Nikel di Kabupaten Konawe Selatan*. *Jurnal Agriseip*. Vol 18. No. 1.
- Jabri, MA. 2015. Meluruskan Kembali Cara Budidaya Bawang Merah. http://m.tabloidsinartani.com/index.php?id=148&tx_ttnews%5Btt_news%5D=1642&cHash=d23975d7435f6c7a7682d1aaf1c21004
- Mahmudi, 2005:92. Manajemen Kinerja Sektor Publik. Yogyakarta: UUP AMP YKPN.
- Moekasan, K.T. 2012. Penerapan Ambang Pengendalian Organisme Pengganggu Tumbuhan pada Budidaya Bawang Merah dalam Upaya Mengurangi Penggunaan Pestisida. Internet. Diunduh di <http://www.ejurnal.litbang.pertanian.go.id>. Diunduh pada Tanggal 16 Maret 2016.
- Moekasan, K.T., L. Prabaningrum dan M.L. Ratnawati. 2005. Penerapan PHT pada Sistem Tanam Tumpang Gilir Bawang Merah dan Cabai. Monografi No. 19. Balai Penelitian Tanaman Sayuran Lembang.
- Mosher, A.T., 1991. *Menggerakkan Dan Membangun Pertanian*. Yasaguna. Jakarta

- Negara, A. 2003. Penggunaan Analisis Probit untuk Pendugaan Tingkat Kepekaan Populasi *Spodoptera exigua* terhadap Deltametrin di Daerah Istimewa Yogyakarta. Informatika Pertanian. Yogyakarta.
- Prasetya. T. 2006. *Penerapan Teknologi Sistem Usaha tani Tanaman-Terna Melalui Pendekatan Organisasi Kelompok Tani (Suatu Model Pengelolaan Lingkungan Pertanian)*. Dalam Prosiding Seminar Pengelolaan Lingkungan Pertanian, Surakarta, 1 Oktober 2003. Universitas Sebelas Maret. Surakarta
- Rahardjo, 2016 . Perbandingan Usahatani Bawang Merah di Musim Kemarau dan Musim Penghujan di Kecamatan Sukomoro. Universitas Kediri. JurnalAgrinika VOL.2 No.1 ISSN: 2579-3659
- Rahayu dan Berlian 2000. *Bawang Merah*. Penebar Swadaya. Jakarta.
- Samudra. 2006. Pengendalian Ulat Bawang Ramah Lingkungan. Warta Penelitian dan Pengembangan Pertanian.
- Setiono 2011. <http://babel.litbang.pertanian.go.id/index.php/sdm-2/15-info-teknologi/378-pengendalian-hama-walang-sangit-leptcorisa-oratorius-pada-tanaman-padi-sawah>.
- Shimoda, M., & Honda, K.-i. 2013. Insect Reactions To Light And Its Applications To Pest Management. *Applied Entomology and Zoology*, 413-421.
- Soeharjo dan Patong, 1994, *Ekonomi Pertanian Indonesia*, Angkasa, Bandung.
- Soekartawai, 2003:10. *Agribisnis Teori dan Aplikasinya*. Jakarta :PT. Raja Grafindo Persada.
- Soekartawi. 2006. *Analisis usahatani*. UI-Prees.Jakarta.
- Sugiyono, 2011. *Dosis dan Waktu Aplikasi Pemupukan Fosfat pada Tanaman Bawang Merah*. Bulletin Penelitian Hortikultura Vol.XVIII.1.
- Sulistiyono, L, Tarumingkeng RC, Sanim Bunasor, Dadang. 2008. Pengetahuan Sikap dan Tindakan Petani Bawang Merah dalam Penggunaan Pestisida (Studi Kasus di Kabupaten Nganjuk Propinsi Jawa Timur). *J. Agroland* 15 (1) :12 – 17, Maret 2008 ISSN : 0854 – 641X
- Suratiyah 2008. *Ilmu Usahatani*. Jakarta :Penebar Swadaya.124 Hal
- Thamrin, M., Ramlan, Armiati, Ruchjaningsih, dan Wahdania. 2003. Pengkajian Sistem Usahatani Bawang Merah di Sulawesi Selatan. *Pengkajian dan Pengembangan Teknologi Pertanian*.
- Wibowo, 2004. *Budidaya Bawang Merah*. Penebar Swadaya. Jakarta

**L
A
M
P
I
R
A
N**

Lampiran 1. Kuesioner Penelitian

KUESIONER PENELITIAN

Model Pengendalian Hama dan Hubungannya dengan Pendapatan Usahatani Bawang Merah di Kabupaten Enrekang

Oleh: Astuti/ G021181356

Tgl Pengambilan Data :

No. Res

I. Identifikasi Responden

- a. Nama Responden :
- b. Jenis Kelamin : Laki-laki Perempuan
- c. Alamat :
- d. TTL / Usia :
/.....Tahun
- e. Pendidikan Terakhir :
- f. Agama :
- g. Status Pernikahan :
- h. Jumlah Tanggungan :.....Orang
- i. Pekerjaan Pokok :
- j. Pekerjaan Sampingan :
- k. Lama Berusahatani :Tahun
- l. Kelompok Tani :
- m. No. Telp/ Hp :

II. Usahatani Bawang Merah

1. Luas Lahan yang dikelola:Ha
2. Status lahan :
3. Tenaga kerja
 - a. Pengolahan tanah:
 - i. Berapa jumlah tenaga kerja yang anda butuhkan untuk pengolahan tanah?:.....
Orang
 - ii. Berapa lama waktu yang digunakan tenaga kerja dalam pengolahan tanah?:.....
hari
 - iii. Berapa upah/gaji yang dikeluarkan untuk tenaga kerja pengolahan tanah per orang?: Rp /hari
 - b. Bedengang
 - i. Berapa jumlah tenaga kerja yang anda butuhkan untuk pembuatan bedengang?:..... Orang
 - ii. Berapa lama waktu yang digunakan tenaga kerja dalam pembuatan bedengang?:..... hari
 - iii. Berapa upah/gaji yang dikeluarkan untuk tenaga kerja pembuatan bedengan per orang?: Rp /hari
 - c. Penanaman:
 - i. Berapa jumlah tenaga kerja yang anda butuhkan untuk penanaman?:...../orang

- ii. Berapa lama waktu yang dibutuhkan dalam penanaman bawang merah?:...../hari
- iii. Berapa upah/gaji yang anda keluarkan untuk tenaga kerja penanaman per orang?:Rp /hari
- d. Pemupukan:
 - i. Berapa jumlah tenaga kerja yang anda butuhkan dalam pemupukan?:...../orang
 - ii. Berapa lama waktu yang dibutuhkan dalam pemupukan?:...../hari
 - iii. Berapa upah/gaji yang anda keluarkan untuk tenaga kerja pemupukan per orang?:Rp /hari
- e. Pemberantasan Hama dan Penyakit
 - i. Berapa jumlah tenaga kerja yang anda butuhkan untuk kegiatan pemberantasan hama dan penyakit? :..... Orang
 - ii. Berapa lama waktu yang digunakan tenaga kerja dalam melakukan kegiatan pemberantasan hama dan penyakit? :..... Hari
 - iii. Berapa upah/gaji yang anda keluarkan untuk tenaga kerja penyomprotan hama? Rp..... /Hari
- f. Panen
 - i. Berapa jumlah tenaga kerja yang anda butuhkan untuk kegiatan panen? :.....Orang
 - ii. Berapa lama waktu yang digunakan tenaga kerja dalam memanen? :..... Hari
 - iii. Berapa upah/gaji yang anda keluarkan untuk tenaga kerja kegiatan panen per orang? : Rp. /Hari
- 4. Penggunaan Saprodi (Sarana Produksi):
 - a. Bibit:
 - i. Jenis bibit yang anda gunakan? :
 - ii. Berapa jumlah takaran yang digunakan dalam satu kali masa tanam? :...Kg
 - iii. Berapa harga bibit per 1 Kg? : Rp.
 - b. Pupuk:
 - i. Jenis pupuk yang anda gunakan? :
 - 1.....?
 - 2.....?
 - 3.....?
 - 4.....?
 - 5.....?
 - ii. Berapa jumlah takaran masing-masing pupuk dalam satu kali tanamn?
 - 1.Kg
 - 2.Kg
 - 3.Kg
 - 4.Kg
 - 5.Kg
 - iii. Berapa harga pupuk per 1 Kg? :
 - 1. Rp.....,
 - 2. Rp.....,
 - 3. Rp.....,

4. Rp.....,
5. Rp.....,
- c. Pestisida:
- i. Jenis pestisida yang digunakan ?
- 1.....?
 2.?
 - 3.....?
 - 4.....?
- ii. berapa jumlah takaran masing-masing pestisida dalam satu kali penanaman?
- 1.....liter
 - 2.....liter
 - 3.....liter
 - 4.....liter
- iii Berapa harga pestisida perliter?
1.Rp
 - 2..... Rp
 3.Rp
 4.Rp
5. Alat-Alat Dalam Berusahatani Bawang Merah
1. Berapa rol selang yang digunakan per Ha?
 2. Berapa jumlah pipa kecil dan pipa besar digunakan per Ha?
 3. Berapa jumlah kincir air dan sprinkle Air yang digunakan per Ha?
 4. Berapa jumlah cangkul,parang, yang digunakan?
 5. Berapa jumlah semprot mesin yang digunakan ?
 6. Berapa jumlah traktor yang digunakan ?
 7. Berapa jumlah terpal yang digunakan ?
- 6 . Model pengendalian hama
- i. Berapa lampu perangkap hama dan lampu pengusir Hama digunakan per ha.../?
 - ii. Berapa kilometer yang digunakan per ha?
 - iii. Berapa rol kabel yang digunakan per ha?
 - iv. Berapa baskom yang digunakan per ha?

7. Biaya Tetap

No	Uraian	Satuan	Jumlah Fisik	Harga/Satuan (Rp)	Total Nilai (Rp)

8. Peralatan Pertanian

No	Nama alat	Jumlah (Unit)	Harga Beli (Rp)	Nilai Sisa (Rp)	Umur (Tahun)	Nilai Penyusutan Alat (Rp/Tahun)

9. Penerimaan Usahatani

a. Jumlah produksi usahatani

No	Jenis Komoditi	Luas Lahan (Ha)	Jumlah Produksi (Kg)	Harga Jual (Rp/Kg)	Frekuensi Panen	Total Penerimaan (Rp)

III. PERBANDINGAN PENDAPATAN USAHATANI BAWANG MERAH

1. Pendapatan usahatani bawang merah sebelum menggunakan teknologi lingt trap

no	Uraian	Usahatani Bawang merah belum menggunakan lingt trap Per Ha
1	Produksi (kg)	
2	Harga (Rp)	
3	Penerimaan (Rp)	
4	Total Biaya Tetap (Rp)	
5	Total biaya Variabel (Rp)	
6	Total Biaya (Rp)	
Pendapatan Usahatani		

2. Pendapatan usahatani bawang merah sesudah menggunakan teknologi lingth trap

Uraian	Usahatani Bawang merah belum menggunakan
	lingt trap Per Ha
1 Produksi (kg)	
2 Harga (Rp)	
3 Penerimaan (Rp)	
4 Total Biaya Tetap (Rp)	
5 Total biaya Variabel (Rp)	
6 Total Biaya (Rp)	
Pendapatan Usahatani	

3. perbandingan pendapatan sebelum dan sesudah menggunkana linght Trap

no	Uraian	Usahatani Bawang Merah	
		Sebelum	Sesudah
1			
2			
3			
4			
5			
6			
pendapatan Usahatani			

UJI-t

Signifikansi=

t-hitung=

Derajat Bebas (df)=

SESUDAH MENGGUNAKAN TEKNOLOGI LIGHT TRAP

Lampiran 2. Identitas Petani Responden Usahatani Bawang Merah di Dusun Bembeng Kecamatan Masalle Kabupaten Enrekang 2022

	Nama	Umur (Tahun)	Jenis Kelamin	Pendidikan terakhir	Pekerjaan Pokok	Pekerjaan Sampingan	Lama Berusahatani	Jumlah Tanggungan	Luas Lahan	Status Kepemilikan
1	Tahir	35	L	SD	Petani	-	12	4	0,50	Milik Sendiri
2	Basir	36	L	SMA	Petani	-	10	6	0,25	Milik Sendiri
3	Midong	35	L	SD	Petani	-	6	6	0,50	Milik Sendiri
4	Muh. Ismail	20	L	SMA	Petani	-	2	3	0,30	Milik Sendiri
5	Samsul	32	L	SD	Petani	-	10	5	0,50	Milik Sendiri
6	Buhari	40	L	SD	Petani	-	20	5	0,50	Milik Sendiri
7	Sandang	50	L	SD	Petani	-	30	9	0,25	Milik Sendiri
8	Mustamin	58	L	SD	Petani	-	30	3	2,00	Milik Sendiri
9	Imran	30	L	SMA	Petani	Aparat Desa	5	9	1,00	Milik Sendiri
10	Sirajuddin	52	L	SMA	Petani	-	20	3	0,50	Milik Sendiri
11	Amiruddin	30	L	SMP	Petani	-	7	4	1,00	Milik Sendiri
12	Anjas	39	L	SD	Petani	-	20	6	1,00	Milik Sendiri
13	Nurman M	45	L	SMP	Petani	-	25	4	0,30	Milik Sendiri
14	Samsir	47	L	SD	Petani	-	7	4	0,70	Milik Sendiri
15	Syahrul	38	L	D3	Petani	Operator KTP	15	2	0,50	Milik Sendiri
16	Baktiar	39	L	SMA	Petani	-	20	5	0,50	Milik Sendiri
17	Afdal	34	L	S1	Petani	-	3	2	0,50	Milik Sendiri
18	Asmin	48	L	SD	Petani	-	20	3	1,00	Milik Sendiri
19	Bacci	26	L	SD	Petani	-	5	4	0,40	Milik Sendiri
20	Lukman	49	L	SD	Petani	-	24	9	1,5	Milik Sendiri
	Jumlah	783	-	-	-	-	291	96	14,7	-
	Rata-rata	40	-	-	-	-	15	5	0,73	-

Lampiran 3. Biaya Variabel Benih Petani Responden Usahatani Bawang Merah di Dusun Bembeng Kecamatan Masalle Kabupaten Enrekang 2022 .

NO	Nama	Luas Lahan (Ha)	Bibit				
			Jumlah (Kg)	Harga (Kg/Ha)	Harga (Rp/Kg)	Biaya (Rp)	Biaya (Rp/Ha)
1	Tahir	0,50	150	300	21,000	3,150,000	6,300,000
2	Basir	0,25	100	400	25,000	2,500,000	10,000,000
3	Midong	0,50	175	350	20,000	3,500,000	7,000,000
4	Muh. Ismail	0,30	100	333	20,000	2,000,000	6,666,666
5	Samsul	0,50	150	300	21,000	3,150,000	6,300,000
6	Buhari	0,50	150	300	20,000	3,000,000	6,000,000
7	Sandang	0,25	100	400	20,000	2,000,000	8,000,000
8	Mustamin	2,00	500	250	21,000	10,500,000	5,250,000
9	Imran	1,00	200	200	20,000	4,000,000	4,000,000
10	Sirajuddin	0,30	100	333	20,000	2,000,000	6,666,666
11	Amiruddin	1,00	400	400	20,000	8,000,000	8,000,000
12	Anjas	1,00	500	500	20,000	10,000,000	10,000,000
13	Nurman M	0,30	100	333	19,000	1,900,000	6,333,333
14	Samsir	0,70	350	500	16,000	5,600,000	8,000,000
15	Syahrul	0,50	150	300	25,000	3,750,000	7,500,000
16	Baktiar	0,50	150	300	20,000	3,000,000	6,000,000
17	Afdal	0,50	100	200	20,000	2,000,000	4,000,000
18	Asmin	1,00	500	500	21,000	10,500,000	10,500,000
19	Bacci	0,40	100	250	20,000	2,000,000	5,000,000
20	Lukman	1,5	500	500	21,000	10,500,000	10,500,000
Jumlah		14,7	4,575	6,949	410,000	93,050,000	142,016,665
Rata- Rata		0,73	228,75	347,45	20,5	4,652,500	7,100,833,25

Lampiran 4. Biaya variable pupuk (Nitro dan DGW) Petani Responden Usahatani Bawang Merah di Dusun Bembeng Kecamatan Masalle Kabupaten Enrekang 2022 .

No	Nama	Luas Lahan (Ha)	Pupuk									
			Nitro					DGW				
			Jumlah (Kg)	Jumlah (Kg/Ha)	Harga (Rp/Kg)	Biaya (Rp)	Biaya (Rp/Ha)	Jumlah (Kg)	Jumlah (Kg/Ha)	Harga (Rp/Kg)	Biaya (Rp)	Biaya (Rp/Ha)
1	Tahir	0,50	50	100	15,000	750,000	1,500,000	50	100	15,000	750,000	1,500,000
2	Basir	0,25	20	80	15,000	300,000	1,200,000	25	83	15,000	375,000	1,250,000
3	Midong	0,50	50	100	15,000	750,000	1,500,000	50	100	15,000	750,000	1,500,000
4	Muh. Ismail	0,30	25	83	15,000	375,000	1,250,000	25	83	15,000	375,000	1,250,000
5	Samsul	0,50	50	100	15,000	750,000	1,500,000	50	100	15,000	750,000	1,500,000
6	Buhari	0,50	50	100	15,000	750,000	1,500,000	50	100	15,000	750,000	1,500,000
7	Sandang	0,25	20	80	15,000	300,000	1,200,000	20	80	15,000	300,000	1,200,000
8	Mustamin	2,00	200	100	15,000	3,000,000	1,500,000	200	100	15,000	3,000,000	1,500,000
9	Imran	1,00	100	100	15,000	1,500,000	1,500,000	100	100	15,000	1,500,000	1,500,000
10	Sirajuddin	0,50	50	100	15,000	750,000	1,500,000	50	100	15,000	750,000	1,500,000
11	Amiruddin	1,00	100	100	15,000	1,500,000	1,500,000	100	100	15,000	1,500,000	1,500,000
12	Anjas	1,00	100	100	15,000	1,500,000	1,500,000	100	100	15,000	1,500,000	1,500,000
13	Nurman M	0,30	25	83	15,000	375,000	1,500,000	25	83	15,000	375,000	1,500,000
14	Samsir	0,70	50	71	15,000	750,000	1,071,428	50	71	15,000	750,000	1,071,428
15	Syahrul	0,50	50	100	15,000	750,000	1,500,000	50	100	15,000	750,000	1,500,000
16	Baktiar	0,50	50	100	15,000	750,000	1,500,000	50	100	15,000	750,000	1,500,000
17	Afdal	0,50	50	100	15,000	750,000	1,500,000	50	100	15,000	750,000	1,500,000
18	Asmin	1,00	100	100	15,000	1,500,000	1,500,000	100	100	15,000	1,500,000	1,500,000
19	Bacci	0,40	50	125	15,000	750,000	1,875,000	50	125	15,000	750,000	1,875,000
20	Lukman	1,5	150	100	15,000	2,250,000	1,500,000	150	100	15,000	2,250,000	1,500,000
Jumlah		14,7	1340	1922	300,000	20,100,000	29,096,428	1345	1925	300,000	20,175,000	29,146,428
Rata- Rata		0,73	67	96,1	15	1,005,000	1,454,821	67,25	96,25	15	1,008,750	1,457,321

Lampiran 5. Biaya variable pupuk (Urea dan KCL) Petani Responden Usahatani Bawang Merah di Dusun Bembeng Kecamatan Masalle Kabupaten Enrekang 2022 .

No	Nama	Luas Lahan (Ha)	Pupuk									
			Urea					KCL				
			Jumlah (Kg)	Jumlah (Kg/Ha)	Harga (Rp/Kg)	Biaya (Rp)	Biaya (Rp/Ha)	Jumlah (Kg)	Jumlah (Kg/Ha)	Harga (Rp/Kg)	Biaya (Rp)	Biaya (Rp/Ha)
1	Tahir	0,50	50	100	3,000	150,000	300,000	30	60	15,000	450,000	900,000
2	Basir	0,25	20	80	3,000	60,000	240,000	25	100	15,000	375,000	1,500,000
3	Midong	0,50	50	100	3,000	150,000	300,000	30	60	15,000	450,000	900,000
4	Muh. Ismail	0,30	25	83	3,000	75,000	250,000	30	100	15,000	450,000	1,500,000
5	Samsul	0,50	50	100	3,000	150,000	300,000	30	60	15,000	450,000	900,000
6	Buhari	0,50	50	100	3,000	150,000	300,000	30	60	15,000	450,000	900,000
7	Sandang	0,25	20	80	3,000	60,000	240,000	25	100	15,000	375,000	1,500,000
8	Mustamin	2,00	200	100	3,000	600,000	300,000	120	60	15,000	1,800,000	900,000
9	Imran	1,00	100	100	3,000	300,000	300,000	60	60	15,000	900,000	900,000
10	Sirajuddin	0,50	50	100	3,000	150,000	300,000	30	60	15,000	450,000	900,000
11	Amiruddin	1,00	100	100	3,000	300,000	300,000	60	60	15,000	900,000	900,000
12	Anjas	1,00	100	100	3,000	300,000	300,000	60	60	15,000	900,000	900,000
13	Nurman M	0,30	25	83	3,000	75,000	250,000	20	66	15,000	300,000	1,000,000
14	Samsir	0,70	50	71	3,000	150,000	214,000	40	57	15,000	600,000	857,142
15	Syahrul	0,50	50	100	3,000	150,000	300,000	30	60	15,000	450,000	900,000
16	Baktiar	0,50	50	100	3,000	150,000	300,000	30	60	15,000	450,000	900,000
17	Afdal	0,50	50	100	3,000	150,000	300,000	30	60	15,000	450,000	900,000
18	Asmin	1,00	100	100	3,000	300,000	300,000	60	60	15,000	900,000	900,000
19	Bacci	0,40	50	125	3,000	150,000	375,000	25	62	15,000	375,000	937,500
20	Lukman	1,5	150	100	3,000	450,000	300	90	60	15,000	1,350,000	900,000
Jumlah		14,7	1,340	1,922	60,000	4,020,000	5,769,000	855	1,325	300,000	12,825,000	19,894,642
Rata- Rata		0,73	67	96,1	3,000	201,000	288,450	42,75	66,25	15	641,250	994,732

Lampiran 6. Total Biaya Variabel Pupuk Petani Responden Usahatani Bawang Merah di Dusun Bembeng Kecamatan Masalle Kabupaten Enrekang 2022 .

No	Nama	Luas lahan (Ha)	Biaya Variabel				Biaya (Rp/Ha)
			Nitro (Rp)	DGW (Rp)	Urea (Rp)	KCL (Rp)	
1	Tahir	0,50	1,500,000	1,500,000	300,000	900,000	4,200,000
2	Basir	0,25	1,200,000	1,250,000	240,000	1,500,000	4,190,000
3	Midong	0,50	1,500,000	1,500,000	300,000	900,000	4,200,000
4	Muh. Ismail	0,30	1,250,000	1,250,000	250,000	1,500,000	4,190,000
5	Samsul	0,50	1,500,000	1,500,000	300,000	900,000	4,200,000
6	Buhari	0,50	1,500,000	1,500,000	300,000	900,000	4,200,000
7	Sandang	0,25	1,200,000	1,200,000	240,000	1,500,000	4,190,000
8	Mustamin	2,00	1,500,000	1,500,000	300,000	900,000	4,200,000
9	Imran	1,00	1,500,000	1,500,000	300,000	900,000	4,200,000
10	Sirajuddin	0,50	1,500,000	1,500,000	300,000	900,000	4,200,000
11	Amiruddin	1,00	1,500,000	1,500,000	300,000	900,000	4,200,000
12	Anjas	1,00	1,500,000	1,500,000	300,000	900,000	4,200,000
13	Nurman M	0,30	1,500,000	1,500,000	250,000	1,000,000	4,250,000
14	Samsir	0,70	1,071,428	1,071,428	214,000	857,142	3,000,212
15	Syahrul	0,50	1,500,000	1,500,000	300,000	900,000	4,200,000
16	Baktiar	0,50	1,500,000	1,500,000	300,000	900,000	4,200,000
17	Afdal	0,50	1,500,000	1,500,000	300,000	900,000	4,200,000
18	Asmin	1,00	1,500,000	1,500,000	300,000	900,000	4,200,000
19	Bacci	0,40	1,875,000	1,875,000	375,000	937,500	4,125,937
20	Lukman	1,5	1,500,000	1,500,000	300,000	900,000	4,200,000
	Jumlah	14,7	29,096,428	29,146,428	5,769,000	18.101.794,642	82,746,149
	Rata-Rata	0,73	14,548,214	14,573,214	288,450	9,050,897,321	4,137,307,475

Lampiran 7. Biaya Variabel (Antracol,Rovral,Score) Petani Responden Usahatani Bawang Merah di Dusun Bembeng Kecamatan Masalle Kabupaten Enrekang 2022 .

No	Nama	Luas Lahan (Ha)	Pestisida														
			Fungsida														
			Antracol					Rovral					Score				
			Jumlah (Liter)	Jumlah (Ltr/Ha)	Harga (Rp/Ltr)	Biaya (Rp)	Biaya (Rp/Ha)	Jumlah (Liter)	Jumlah (Ltr/Ha)	Harga (Rp/Ltr)	Biaya (Rp)	Biaya (Rp/Ha)	Jumlah (Liter)	Jumlah (Ltr/Ha)	Harga (Rp/Ltr)	Biaya (Rp)	Biaya (Rp/Ha)
1	Tahir	0,50	1	2	125,000	125,000	250,000	0,50	1	60,000	30,000	60,000	0,50	1	60,000	30,000	60,000
2	Basir	0,25	1	4	125,000	125,000	500,000	0,50	2	60,000	30,000	120,000	0,50	2	60,000	30,000	120,000
3	Midong	0,50	1	2	125,000	125,000	250,000	0,50	1	60,000	30,000	60,000	0,50	1	60,000	30,000	60,000
4	Muh. Ismail	0,30	1	3	125,000	125,000	416,666	0,50	1	60,000	30,000	100,000	0,50	1,6	60,000	30,000	100,000
5	Samsul	0,50	1	2	125,000	125,000	250,000	0,50	1	60,000	30,000	60,000	0,50	1	60,000	30,000	60,000
6	Buhari	0,50	1	2	125,000	125,000	250,000	0,50	1	60,000	30,000	60,000	0,50	1	60,000	30,000	60,000
7	Sandang	0,25	1	4	125,000	125,000	500,000	0,50	2	60,000	30,000	120,000	0,50	2	60,000	30,000	120,000
8	Mustamin	2,00	4	2	125,000	500,000	250,000	2	1	60,000	120,000	60,000	3	1,5	60,000	180,000	90,000
9	Imran	1,00	3	3	125,000	375,000	375,000	1	1	60,000	60,000	60,000	2	2	60,000	120,000	120,000
10	Sirajuddin	0,50	1	2	125,000	125,000	250,000	0,50	1	60,000	30,000	60,000	0,50	1	60,000	30,000	60,000
11	Amiruddin	1,00	3	3	125,000	375,000	375,000	1	1	60,000	60,000	60,000	2	2	60,000	120,000	120,000
12	Anjas	1,00	3	3	125,000	375,000	375,000	1	1	60,000	60,000	60,000	2	2	60,000	120,000	120,000
13	Nurman M	0,30	1	3	125,000	125,000	416,666	0,50	1	60,000	30,000	100,000	0,50	1,6	60,000	30,000	100,000
14	Samsir	0,70	2	2	125,000	250,000	357,142	0,50	0,71	60,000	30,000	42,857	0,50	0,7	60,000	30,000	42,857
15	Syahrul	0,50	1	2	125,000	125,000	250,000	0,50	1	60,000	30,000	60,000	0,50	1	60,000	30,000	60,000
16	Baktiar	0,50	1	2	125,000	125,000	250,000	0,50	1	60,000	30,000	60,000	0,50	1	60,000	30,000	60,000
17	Afdal	0,50	1	2	125,000	125,000	250,000	0,50	1	60,000	30,000	60,000	0,50	1	60,000	30,000	60,000
18	Asmin	1,00	3	3	125,000	375,000	375,000	1	1	60,000	60,000	60,000	2	2	60,000	120,000	120,000
19	Bacci	0,40	1	2	125,000	125,000	312,500	0,50	1,25	60,000	30,000	75,000	0,50	1,25	60,000	30,000	75,000
20	Lukman	1,5	3	2	125,000	375,000	250,000	1	0,66	60,000	60,000	40,000	3	2	60,000	180,000	120,000
	Jumlah	14,7	34	50	2,500,000	4,250,000	6,502,974	14	21,62	1,200,000	840,000	1,377,857	21	28,65	1,200,000	1,260,000	1,727,857
	Rata-Rata	0,73	1,7	2,5	125,000	212,500	325,148	0,7	1,081	60,000	42,000	68,892,85	1,05	14,325	60,000	63,000	86,392,85

Lampiran 8. Biaya Variabel (Dupon ,Sumo ,Spontan) Petani Responden Usahatani Bawang Merah di Dusun Bembeng Kecamatan Masalle Kabupaten Enrekang 2022 .

No	Nama	Luas Lahan (Ha)	Pestisida														
			Insektisida														
			Dupon					sumo					Spontan				
			Jumlah (Liter)	Jumlah (Ltr/Ha)	Harga (Rp/Ltr)	Biaya (Rp)	Biaya (Rp/Ha)	Jumlah (Liter)	Jumlah (Ltr/Ha)	Harga (Rp/Ltr)	Biaya (Rp)	Biaya (Rp/Ha)	Jumlah (Liter)	Jumlah (Ltr/Ha)	Harga (Rp/Ltr)	Biaya (Rp)	Biaya (Rp/Ha)
1	Tahir	0,50	1	2	130,000	130,000	260,000	1	2	180,000	180,000	360,000	0,25	0,5	70,000	17,500	35,000
2	Basir	0,25	0,50	2	130,000	65,000	260,000	1	4	180,000	180,000	720,000	0,2	0,8	70,000	350,000	1,400,000
3	Midong	0,50	1	2	130,000	130,000	260,000	1	2	180,000	180,000	360,000	0,25	0,5	70,000	17,500	35,000
4	Muh. Ismail	0,30	0,50	1,6	130,000	433,333	144,444	1	3,33	180,000	180,000	600,000	0,2	0,66	70,000	350,000	1,166,666
5	Samsul	0,50	1	2	130,000	130,000	260,000	1	2	180,000	180,000	360,000	0,25	0,5	70,000	17,500	35,000
6	Buhari	0,50	1	2	130,000	130,000	260,000	1	2	180,000	180,000	360,000	0,25	0,5	70,000	17,500	35,000
7	Sandang	0,25	0,50	2	130,000	65,000	260,000	1	4	180,000	180,000	720,000	0,2	0,8	70,000	350,000	1,400,000
8	Mustamin	2,00	4	2	130,000	520,000	125,000	2	1	180,000	360,000	180,000	2	1	70,000	140,000	70,000
9	Imran	1,00	2	2	130,000	260,000	260,000	1	1	180,000	180,000	180,000	1	1	70,000	70,000	70,000
10	Sirajuddin	0,50	1	2	130,000	130,000	260,000	1	2	180,000	180,000	360,000	0,25	0,5	70,000	17,500	35,000
11	Amiruddin	1,00	2	2	130,000	260,000	260,000	1	1	180,000	180,000	180,000	1	1	70,000	70,000	70,000
12	Anjas	1,00	2	2	130,000	260,000	260,000	1	1	180,000	180,000	180,000	1	1	70,000	70,000	70,000
13	Nurman M	0,30	0,50	1,6	130,000	65,000	216,666	1	3,33	180,000	180,000	600,000	0,2	0,66	70,000	350,000	1,166,666
14	Samsir	0,70	1	1,4	130,000	130,000	185,714	1	1,42	180,000	180,000	257,142	0,25	0,35	70,000	17,500	25,000
15	Syahrul	0,50	1	2	130,000	130,000	260,000	1	2	180,000	180,000	360,000	0,25	0,5	70,000	17,500	35,000
16	Baktiar	0,50	1	2	130,000	130,000	260,000	1	2	180,000	180,000	360,000	0,25	0,5	70,000	17,500	35,000
17	Afdal	0,50	1	2	130,000	130,000	260,000	1	2	180,000	180,000	360,000	0,25	0,5	70,000	17,500	35,000
18	Asmin	1,00	2	2	130,000	260,000	260,000	1	1	180,000	180,000	180,000	1	1	70,000	70,000	70,000
19	Bacci	0,40	0,50	1,25	130,000	65,000	162,500	1	2,5	180,000	180,000	450,000	0,25	0,62	70,000	17,500	43,750
20	Lukman	1,5	2	1,3	130,000	260,000	173,333	2	1,33	180,000	360,000	240,000	1	0,66	70,000	70,000	46,666
	Jumlah	14,7	25,5	37,15	2,600,000	3,683,333	4,647,657	22	40,91	3,600,000	3,960,000	7,367,142	10,3	13,55	1,400,000	2,065,000	5,878,748
	Rata-Rata	0,73	1,275	18,575	130,000	184,166,65	232,382,85	1,1	20,455	180,000	198,000	368,357,1	0,515	0,6775	70,000	103,250	293,937,4

Lampiran 9. Total Biaya Variabel Pestisida Petani Responden Usahatani Bawang Merah di Dusun Bembeng Kecamatan Masalle Kabupaten Enrekang 2022 .

No	Nama	Luas Lahan (Ha)	Biaya Variabel						Biaya (Rp/Ha)
			Fungsida			Insektisida			
			Antracol	Provral	Score	Dupon	Sumo	Spontan	
1	Tahir	0,50	250,000	60,000	60,000	260,000	360,000	35,000	1,025,000
2	Basir	0,25	500,000	120,000	120,000	260,000	720,000	1,400,000	3,120,000
3	Midong	0,50	250,000	60,000	60,000	260,000	360,000	35,000	1,025,000
4	Muh. Ismail	0,30	416,666	100,000	100,000	144,444	600,000	1,166,666	2,527,776
5	Samsul	0,50	250,000	60,000	60,000	260,000	360,000	35,000	1,025,000
6	Buhari	0,50	250,000	60,000	60,000	260,000	360,000	35,000	1,025,000
7	Sandang	0,25	500,000	120,000	120,000	260,000	720,000	1,400,000	3,120,000
8	Mustamin	2,00	250,000	60,000	90,000	125,000	180,000	70,000	775,000
9	Imran	1,00	375,000	60,000	120,000	260,000	180,000	70,000	1,065,000
10	Sirajuddin	0,50	250,000	60,000	60,000	260,000	360,000	35,000	1,025,000
11	Amiruddin	1,00	375,000	60,000	120,000	260,000	180,000	70,000	1,065,000
12	Anjas	1,00	375,000	60,000	120,000	260,000	180,000	70,000	1,065,000
13	Nurman M	0,30	416,666	100,000	100,000	216,666	600,000	1,166,666	2,599,998
14	Samsir	0,70	357,142	42,857	42,857	185,714	257,142	25,000	910,712
15	Syahrul	0,50	250,000	60,000	60,000	260,000	360,000	35,000	1,025,000
16	Baktiar	0,50	250,000	60,000	60,000	260,000	360,000	35,000	1,025,000
17	Afdal	0,50	250,000	60,000	60,000	260,000	360,000	35,000	1,025,000
18	Asmin	1,00	375,000	60,000	120,000	260,000	180,000	70,000	1,065,000
19	Bacci	0,40	312,500	75,000	75,000	162,500	450,000	43,750	1,118,750
20	Lukman	1,5	250,000	40,000	120,000	173,333	240,000	46,666	869,999
	Jumlah	14,7	6,502,974	1,377,857	1,727,857	4,647,657	7,367,142	5,878,748	27,502,235
	Rata-Rata	0,73	325,148	68,892	86,392	232,382	368,357	293,937	1,375,111

Lampiran 10. Biaya Variabel Tenaga Kerja Petani Responden Usahatani Bawang Merah di Dusun Bembeng Kecamatan Masalle Kabupaten Enrekang 2022 .

No	Nama	Luas Lahan (Ha)	Biaya Tenaga Kerja											
			Pengelolaan Tanah				Bedengan				Penanaman			
			Jumlah (Orang)	Upah/hari (Rp)	Biaya (Rp)	Biaya (Rp/Ha)	Jumlah (Orang)	Upah/hari (Rp)	Biaya (Rp)	Biaya (Rp/Ha)	Jumlah (Orang)	Upah/hari (Rp)	Biaya (Rp)	Biaya (Rp/Ha)
1	Tahir	0,50	4	70,000	280,000	560,000	4	70,000	280,000	560,000	10	50,000	500,000	1,000,000
2	Basir	0,25	5	70,000	350,000	1,400,000	5	70,000	350,000	1,400,000	6	50,000	300,000	1,200,000
3	Midong	0,50	5	70,000	350,000	700,000	5	70,000	350,000	700,000	7	50,000	350,000	700,000
4	Muh. Ismail	0,30	4	70,000	280,000	933,333	4	70,000	280,000	933,333	5	50,000	250,000	833,333
5	Samsul	0,50	4	70,000	280,000	560,000	4	70,000	280,000	560,000	10	50,000	500,000	1,000,000
6	Buhari	0,50	2	70,000	140,000	280,000	2	70,000	140,000	280,000	9	50,000	450,000	900,000
7	Sandang	0,25	3	70,000	210,000	840,000	2	70,000	140,000	560,000	5	50,000	250,000	1,000,000
8	Mustamin	2,00	10	70,000	700,000	350,000	10	70,000	700,000	350,000	10	50,000	500,000	250,000
9	Imran	1,00	5	70,000	350,000	350,000	5	70,000	350,000	350,000	10	50,000	500,000	500,000
10	Sirajuddin	0,50	4	70,000	280,000	560,000	4	70,000	280,000	560,000	9	50,000	450,000	900,000
11	Amiruddin	1,00	5	70,000	350,000	350,000	6	70,000	420,000	420,000	10	50,000	500,000	500,000
12	Anjas	1,00	8	70,000	560,000	560,000	8	70,000	560,000	560,000	10	50,000	500,000	500,000
13	Nurman M	0,30	2	70,000	140,000	466,666	2	70,000	140,000	466,666	5	50,000	250,000	833,333
14	Samsir	0,70	8	70,000	560,000	800,000	7	70,000	490,000	700,000	10	50,000	500,000	714,285
15	Syahrul	0,50	5	70,000	350,000	700,000	5	70,000	350,000	700,000	10	50,000	500,000	1,000,000
16	Baktiar	0,50	5	70,000	350,000	700,000	5	70,000	350,000	700,000	10	50,000	500,000	1,000,000
17	Afdal	0,50	5	70,000	350,000	700,000	5	70,000	350,000	700,000	8	50,000	400,000	1,000,000
18	Asmin	1,00	6	70,000	420,000	420,000	6	70,000	420,000	420,000	10	50,000	500,000	500,000
19	Bacci	0,40	3	70,000	210,000	525,000	3	70,000	210,000	525,000	5	50,000	250,000	625,000
20	Lukman	1,5	9	70,000	630,000	630,000	8	70,000	560,000	373,333	10	50,000	500,000	333,333
	Jumlah	14,7	102	1,400,000	7,140,000	12,384,999	100	1,400,000	7,000,000	11,818,332	169	1,000,000	8,450,000	15,289,284
	Rata-Rata	0,73	5,1	70,000	357,000	619,249,95	5	70,000	350,000	590,916,6	8,45	50,000	422,500	764,464,2

Lampiran 11. Biaya Variabel Tenaga Kerja Petani Responden Usahatani Bawang Merah di Dusun Bembeng Kecamatan Masalle Kabupaten Enrekang 2022 .

No	Nama	Luas Lahan (Ha)	Biaya Tenaga Kerja											
			Pemupukan				Pemberantas Hama				Panen			
			Jumlah (Orang)	Upah/hari (Rp)	Biaya (Rp)	Biaya (Rp/Ha)	Jumlah (Orang)	Upah/hari (Rp)	Biaya (Rp)	Biaya (Rp/Ha)	Jumlah (Orang)	Upah/hari (Rp)	Biaya (Rp)	Biaya (Rp/Ha)
1	Tahir	0,50	2	50,000	100,000	200,000	1	50,000	50,000	100,000	8	50,000	400,000	800,000
2	Basir	0,25	1	50,000	50,000	200,000	1	50,000	50,000	200,000	7	50,000	350,000	1,400,000
3	Midong	0,50	2	50,000	100,000	200,000	1	50,000	50,000	100,000	8	50,000	400,000	800,000
4	Muh. Ismail	0,30	1	50,000	50,000	166,666	1	50,000	50,000	166,666	7	50,000	350,000	1,166,666
5	Samsul	0,50	2	50,000	100,000	200,000	1	50,000	50,000	100,000	8	50,000	400,000	800,000
6	Buhari	0,50	2	50,000	100,000	200,000	1	50,000	50,000	100,000	8	50,000	400,000	800,000
7	Sandang	0,25	1	50,000	50,000	200,000	1	50,000	50,000	200,000	7	50,000	350,000	1,400,000
8	Mustamin	2,00	4	50,000	200,000	100,000	3	50,000	150,000	75,000	12	50,000	600,000	300,000
9	Imran	1,00	3	50,000	150,000	150,000	2	50,000	100,000	100,000	10	50,000	500,000	500,000
10	Sirajuddin	0,50	2	50,000	100,000	200,000	1	50,000	50,000	100,000	8	50,000	400,000	800,000
11	Amiruddin	1,00	3	50,000	150,000	150,000	2	50,000	100,000	100,000	10	50,000	500,000	500,000
12	Anjas	1,00	3	50,000	150,000	150,000	2	50,000	100,000	100,000	10	50,000	500,000	500,000
13	Nurman M	0,30	1	50,000	50,000	166,666	1	50,000	50,000	166,666	7	50,000	350,000	1,166,666
14	Samsir	0,70	2	50,000	100,000	142,857	1	50,000	50,000	714,285	8	50,000	400,000	571,528
15	Syahrul	0,50	2	50,000	100,000	200,000	1	50,000	50,000	100,000	8	50,000	400,000	800,000
16	Baktiar	0,50	2	50,000	100,000	200,000	1	50,000	50,000	100,000	8	50,000	400,000	800,000
17	Afdal	0,50	2	50,000	100,000	200,000	1	50,000	50,000	100,000	8	50,000	400,000	800,000
18	Asmin	1,00	3	50,000	150,000	150,000	2	50,000	100,000	100,000	10	50,000	500,000	500,000
19	Bacci	0,40	1	50,000	50,000	125,000	1	50,000	50,000	125,000	7	50,000	350,000	875,000
20	Lukman	1,5	3	50,000	150,000	100,000	2	50,000	100,000	666,666	10	50,000	500,000	333,333
	Jumlah	14,7	42	1,000,000	2,100,000	3,401,189	27	1,000,000	1,350,000	3,514,283	169	1,000,000	8,450,000	15,613,193
	Rata-Rata	0,73	2,1	50,000	105,000	170,059,45	1,35	50,000	67,500	175,714,15	8,45	50,000	422,500	780,659,65

Lampiran 12. Total Biaya Variabel Tenaga Kerja Petani Responden Usahatani Bawang Merah di Dusun Bembeng Kecamatan Masalle Kabupaten Enrekang 2022 .

No	Nama	Luas Lahan (Ha)	Pengolahan Tanah (Rp)	Bedengan (Rp)	Penanaman (Rp)	Pemupukan (Rp)	Pemberantasan Hama (Rp)	Panen (Rp)	Total Biaya Tenaga Kerja (Rp/Ha)
1	Tahir	0,50	560,000	560,000	1,000,000	200,000	100,000	800,000	3,220,000
2	Basir	0,25	1,400,000	1,400,000	1,200,000	200,000	200,000	1,400,000	5,800,000
3	Midong	0,50	700,000	700,000	700,000	200,000	100,000	800,000	3,200,000
4	Muh. Ismail	0,30	933,333	933,333	833,333	166,666	166,666	1,166,666	4,199,997
5	Samsul	0,50	560,000	560,000	1,000,000	200,000	100,000	800,000	3,220,000
6	Buhari	0,50	280,000	280,000	900,000	200,000	100,000	800,000	2,560,000
7	Sandang	0,25	840,000	560,000	1,000,000	200,000	200,000	1,400,000	4,200,000
8	Mustamin	2,00	350,000	350,000	250,000	100,000	75,000	300,000	1,425,000
9	Imran	1,00	350,000	350,000	500,000	150,000	100,000	500,000	1,950,000
10	Sirajuddin	0,50	560,000	560,000	900,000	200,000	100,000	800,000	3,120,000
11	Amiruddin	1,00	350,000	420,000	500,000	150,000	100,000	500,000	2,020,000
12	Anjas	1,00	560,000	560,000	500,000	150,000	100,000	500,000	2,370,000
13	Nurman M	0,30	466,666	466,666	833,333	166,666	166,666	1,166,666	3,266,663
14	Samsir	0,70	800,000	700,000	714,285	142,857	714,285	571,528	3,642,955
15	Syahrul	0,50	700,000	700,000	1,000,000	200,000	100,000	800,000	3,500,000
16	Baktiar	0,50	700,000	700,000	1,000,000	200,000	100,000	800,000	3,500,000
17	Afdal	0,50	700,000	700,000	1,000,000	200,000	100,000	800,000	3,500,000
18	Asmin	1,00	420,000	420,000	500,000	150,000	100,000	500,000	2,090,000
19	Bacci	0,40	525,000	525,000	625,000	125,000	125,000	875,000	2,800,000
20	Lukman	1,5	630,000	373,333	333,333	100,000	666,666	333,333	2,436,665
Jumlah		14,7	12,384,999	11,818,332	15,289,284	3,401,189	3,514,283	15,613,193	62,021,280
Rata-Rata		0,73	619,249,95	590,916,6	764,464,2	170,059,45	175,714,15	780,659,65	3,101,064

Lampiran 13. Biaya Variabel Bahan Bakar Petani Responden Usahatani Bawang Merah di Dusun Bembeng Kecamatan Masalle Kabupaten Enrekang 2022 .

No	Nama	Luas lahan (Ha)	Bahan Bakar (Solar)				
			Jumlah (Liter)	Jumlah (Liter/ Ha)	Harga (Rp/LTR)	Biaya (Rp)	Biaya (Rp/Ha)
1	Tahir	0,50	5	10	10,000	50,000	100,000
2	Basir	0,25	5	20	10,000	50,000	200,000
3	Midong	0,50	5	10	10,000	50,000	100,000
4	Muh. Ismail	0,30	5	16,6	10,000	50,000	166,666
5	Samsul	0,50	5	10	10,000	50,000	100,000
6	Buhari	0,50	5	10	10,000	50,000	100,000
7	Sandang	0,25	5	20	10,000	50,000	200,000
8	Mustamin	2,00	10	5	10,000	100,000	50,000
9	Imran	1,00	7	7	10,000	70,000	70,000
10	Sirajuddin	0,50	5	10	10,000	50,000	100,000
11	Amiruddin	1,00	7	7	10,000	70,000	70,000
12	Anjas	1,00	7	7	10,000	70,000	70,000
13	Nurman M	0,30	5	16,6	10,000	50,000	166,666
14	Samsir	0,70	5	7,14	10,000	50,000	714,285
15	Syahrul	0,50	5	10	10,000	50,000	100,000
16	Baktiar	0,50	5	10	10,000	50,000	100,000
17	Afdal	0,50	5	10	10,000	50,000	100,000
18	Asmin	1,00	7	7	10,000	70,000	70,000
19	Bacci	0,40	5	12,5	10,000	50,000	125,000
20	Lukman	1,5	7	4,66	10,000	70,000	466,666
	Jumlah	14,7	115	210,5	200,000	1,150,000	3,169,283
	Rata-Rata	0,73	5,75	10,525	10,000	57,500	158,464,15

Lampiran 14 . Total Biaya Variabel Petani Responden Usahatani Bawang Merah di Dusun Bembeng Kecamatan Masalle Kabupaten Enrekang 2022

No	Nama	Luas lahan (Ha)	Bibit (Rp/Ha)	Pupuk (Rp/Ha)	Pestisida (Rp/Ha)	Tenaga Kerja (Rp/Ha)	Bahan Bakar (Rp/Ha)	Total Biaya (Rp/Ha)
1	Tahir	0,50	6,300,000	4,200,000	1,025,000	3,220,000	100,000	14,845,000
2	Basir	0,25	10,000,000	4,190,000	3,120,000	5,800,000	200,000	23,310,000
3	Midong	0,50	7,000,000	4,200,000	1,025,000	3,200,000	100,000	15,525,000
4	Muh. Ismail	0,30	6,666,666	4,190,000	2,527,776	4,199,997	166,666	17,751,105
5	Samsul	0,50	6,300,000	4,200,000	1,025,000	3,220,000	100,000	14,845,000
6	Buhari	0,50	6,000,000	4,200,000	1,025,000	2,560,000	100,000	13,885,000
7	Sandang	0,25	8,000,000	4,190,000	3,120,000	4,200,000	200,000	19,710,000
8	Mustamin	2,00	5,250,000	4,200,000	775,000	1,425,000	50,000	11,700,000
9	Imran	1,00	4,000,000	4,200,000	1,065,000	1,950,000	70,000	11,285,000
10	Sirajuddin	0,50	6,666,666	4,200,000	1,025,000	3,120,000	100,000	15,111,666
11	Amiruddin	1,00	8,000,000	4,200,000	1,065,000	2,020,000	70,000	15,355,000
12	Anjas	1,00	10,000,000	4,200,000	1,065,000	2,370,000	70,000	17,705,000
13	Nurman M	0,30	6,333,333	4,250,000	2,599,998	3,266,663	166,666	16,616,660
14	Samsir	0,70	8,000,000	3,000,212	910,712	3,642,955	714,285	16,268,164
15	Syahrul	0,50	7,500,000	4,200,000	1,025,000	3,500,000	100,000	16,325,000
16	Baktiar	0,50	6,000,000	4,200,000	1,025,000	3,500,000	100,000	14,825,000
17	Afdal	0,50	4,000,000	4,200,000	1,025,000	3,500,000	100,000	12,825,000
18	Asmin	1,00	10,500,000	4,200,000	1,065,000	2,090,000	70,000	17,925,000
19	Bacci	0,40	5,000,000	4,125,937	1,118,750	2,800,000	125,000	13,169,687
20	Lukman	1,5	10,500,000	4,200,000	869,999	2,436,665	466,666	18,473,330
	Jumlah	14,7	142,016,665	82,746,149,5	27,502,235	62,021,280	3,169,283	317,455,612
	Rata-Rata	0,73	7,100,833	4,137,307	1,375,111	3,101,064	158,464	15,872,780

Lampiran 15. Nilai Penyusutan Alat Traktor dan Sparayer Petani Responden Usahatani Bawang Merah di Dusun Bembeng Kecamatan Masalle Kabupaten Enrekang 2022.

No	Nama	luas Lahan (Ha)	Traktor				Sprayer			
			Jumlah (Alat)	Biaya (Rp)	lama pemakaian (tahun)	Total (Rp)	Jumlah (Alat)	Biaya (Rp)	lama pemakaian (tahun)	Total (Rp)
1	Tahir	0,50	1	5,000,000	6	5,000,000	1	2,000,000	6	2,000,000
2	Basir	0,25	1	5,000,000	7	5,000,000	1	2,000,000	7	2,000,000
3	Midong	0,50	1	5,000,000	3	5,000,000	1	2,000,000	3	2,000,000
4	Muh. Ismail	0,30	0	0	0	0	1	2,000,000	1	2,000,000
5	Samsul	0,50	1	5,000,000	7	5,000,000	1	2,000,000	7	2,000,000
6	Buhari	0,50	1	5,000,000	10	5,000,000	1	2,000,000	10	2,000,000
7	Sandang	0,25	0	0	0	0	1	2,000,000	10	2,000,000
8	Mustamin	2,00	2	5,000,000	15	10,000,000	1	2,000,000	10	2,000,000
9	Imran	1,00	1	5,000,000	2	5,000,000	1	2,000,000	2	2,000,000
10	Sirajuddin	0,50	0	0	0	0	1	2,000,000	10	2,000,000
11	Amiruddin	1,00	1	5,000,000	3	5,000,000	1	2,000,000	3	2,000,000
12	Anjas	1,00	1	5,000,000	10	5,000,000	1	2,000,000	8	2,000,000
13	Nurman M	0,30	0	0	0	0	1	2,000,000	10	2,000,000
14	Samsir	0,70	0	0	0	0	1	2,000,000	5	2,000,000
15	Syahrul	0,50	1	5,000,000	8	5,000,000	1	2,000,000	8	2,000,000
16	Baktiar	0,50	1	5,000,000	10	5,000,000	1	2,000,000	10	2,000,000
17	Afdal	0,50	0	0	0	0	1	2,000,000	2	2,000,000
18	Asmin	1,00	1	5,000,000	10	5,000,000	1	2,000,000	8	2,000,000
19	Bacci	0,40	1	5,000,000	3	5,000,000	1	2,000,000	3	2,000,000
20	Lukman	1,5	1	5,000,000	10	5,000,000	1	2,000,000	10	2,000,000
	Jumlah	14,7	15	70,000,000	104	75,000,000	20	40,000,000	133	40,000,000
	Rata-Rata	0,73	0,75	3,500,000	5,2	3,750,000	1	2,000,000	6,65	2,000,000

Lampiran 16. Nilai Penyusutan Alat Cangkul dan Parang Petani Responden Usahatani Bawang Merah di Dusun Bembeng Kecamatan Masalle Kabupaten Enrekang 2022.

No	Nama	luas Lahan (Ha)	cangkul				parang			
			Jumlah (Alat)	Biaya (Rp)	lama pemakaian (tahun)	Total (Rp)	Jumlah (Alat)	Biaya (Rp)	lama pemakaian (tahun)	Total (Rp)
1	Tahir	0,50	2	150,000	6	300,000	1	100,000	6	100,000
2	Basir	0,25	1	150,000	7	150,000	1	100,000	7	100,000
3	Midong	0,50	2	150,000	3	300,000	1	100,000	3	100,000
4	Muh. Ismail	0,30	1	150,000	1	150,000	1	100,000	2	100,000
5	Samsul	0,50	2	150,000	7	300,000	1	100,000	7	100,000
6	Buhari	0,50	2	150,000	10	300,000	1	100,000	10	100,000
7	Sandang	0,25	1	150,000	10	150,000	1	100,000	10	100,000
8	Mustamin	2,00	3	150,000	15	450,000	2	100,000	10	200,000
9	Imran	1,00	2	150,000	2	300,000	1	100,000	2	100,000
10	Sirajuddin	0,50	2	150,000	10	300,000	1	100,000	10	100,000
11	Amiruddin	1,00	2	150,000	3	300,000	1	100,000	3	100,000
12	Anjas	1,00	2	150,000	10	300,000	1	100,000	8	100,000
13	Nurman M	0,30	1	150,000	10	150,000	1	100,000	10	100,000
14	Samsir	0,70	2	150,000	5	300,000	1	100,000	6	100,000
15	Syahrul	0,50	2	150,000	8	300,000	1	100,000	8	100,000
16	Baktiar	0,50	2	150,000	10	300,000	1	100,000	10	100,000
17	Afdal	0,50	2	150,000	3	300,000	1	100,000	3	100,000
18	Asmin	1,00	2	150,000	10	300,000	1	100,000	8	100,000
19	Bacci	0,40	1	150,000	3	150,000	1	100,000	3	100,000
20	Lukman	1,5	3	150,000	10	450,000	2	100,000	10	200,000
	Jumlah	14,7	37	3,000,000	143	5,550,000	22	2,000,000	95	1,200,000
	Rata-Rata	0,73	1,85	150,000	6,65	277,500	1,1	100,000	4,75	60,000

Lampiran 17. Nilai Penyusutan Alat pipa kecil dan Pipa Besar Petani Responden Usahatani Bawang Merah di Dusun Bembeng Kecamatan Masalle Kabupaten Enrekang 2022.

No	Nama	luas Lahan (Ha)	Pipa kecil				pipa besar			
			Jumlah (Alat)	Biaya (Rp)	lama pemakaian (tahun)	total (Rp)	Jumlah (Alat)	Biaya (Rp)	lama pemakaian (tahun	Total (Rp)
1	Tahir	0,50	60	20,000	6	1,200,000	20	100,000	6	2,000,000
2	Basir	0,25	20	20,000	7	400,000	10	100,000	7	1,000,000
3	Midong	0,50	60	20,000	3	1,200,000	40	100,000	3	4,000,000
4	Muh. Ismail	0,30	25	20,000	1	500,000	15	100,000	1	1,500,000
5	Samsul	0,50	60	20,000	7	1,200,000	20	100,000	7	2,000,000
6	Buhari	0,50	60	20,000	10	1,200,000	20	100,000	10	2,000,000
7	Sandang	0,25	20	20,000	10	400,000	10	100,000	10	1,000,000
8	Mustamin	2,00	150	20,000	15	3,000,000	80	100,000	15	8,000,000
9	Imran	1,00	100	20,000	2	2,000,000	60	100,000	2	6,000,000
10	Sirajuddin	0,50	60	20,000	10	1,200,000	20	100,000	10	2,000,000
11	Amiruddin	1,00	100	20,000	3	2,000,000	60	100,000	3	6,000,000
12	Anjas	1,00	100	20,000	10	2,000,000	60	100,000	10	6,000,000
13	Nurman M	0,30	25	20,000	10	500,000	15	100,000	10	1,500,000
14	Samsir	0,70	40	18,000	5	720,000	30	100,000	5	3,000,000
15	Syahrul	0,50	60	25,000	8	1,500,000	20	120,000	8	2,400,000
16	Baktiar	0,50	60	20,000	10	1,200,000	20	100,000	10	2,000,000
17	Afdal	0,50	60	20,000	3	1,200,000	20	100,000	3	2,000,000
18	Asmin	1,00	100	20,000	10	2,000,000	50	100,000	10	5,000,000
19	Bacci	0,40	30	20,000	3	600,000	25	100,000	3	2,500,000
20	Lukman	1,5	100	20,000	10	2,000,000	60	100,000	10	6,000,000
	Jumlah	14,7	1290	403,000	143	26,020,000	655	2,020,000	143	65,900,000
	Rata-Rata	0,73	64,5	20,150	6,65	1,301,000	32,75	101,000	6,65	3,295,000

Lampiran 18. Nilai Penyusutan Alat Sprinkle Air dan selang Petani Responden Usahatani Bawang Merah di Dusun Bembeng Kecamatan Masalle Kabupaten Enrekang 2022.

No	Nama	luas Lahan (Ha)	Sprinkle air				selang			
			Jumlah (Alat)	Biaya (Rp)	lama pemakaian (tahun)	Total (Rp)	Jumlah (Rol)	Biaya (Rp)	lama pemakaian (tahun)	Total (Rp)
1	Tahir	0,50	170	15,000	6	2,550,000	10	250,000	6	2,500,000
2	Basir	0,25	120	15,000	7	1,800,000	5	250,000	7	1,250,000
3	Midong	0,50	170	15,000	3	2,550,000	10	250,000	3	2,500,000
4	Muh. Ismail	0,30	60	15,000	1	900,000	4	250,000	1	1,000,000
5	Samsul	0,50	170	15,000	7	2,550,000	10	250,000	7	2,500,000
6	Buhari	0,50	170	15,000	10	2,550,000	10	250,000	10	2,500,000
7	Sandang	0,25	40	15,000	10	600,000	5	250,000	10	1,250,000
8	Mustamin	2,00	250	15,000	15	3,750,000	28	250,000	15	7,000,000
9	Imran	1,00	200	15,000	2	3,000,000	25	250,000	2	6,250,000
10	Sirajuddin	0,50	170	15,000	10	2,550,000	10	250,000	10	2,500,000
11	Amiruddin	1,00	200	15,000	3	3,000,000	25	250,000	3	6,250,000
12	Anjas	1,00	200	15,000	10	3,000,000	25	250,000	10	6,250,000
13	Nurman M	0,30	60	15,000	10	900,000	4	250,000	10	1,000,000
14	Samsir	0,70	140	15,000	5	2,100,000	10	250,000	5	2,500,000
15	Syahrul	0,50	170	15,000	8	2,550,000	10	250,000	8	2,500,000
16	Baktiar	0,50	170	15,000	10	2,550,000	10	250,000	10	2,500,000
17	Afdal	0,50	170	15,000	3	2,550,000	10	250,000	3	2,500,000
18	Asmin	1,00	200	15,000	10	3,000,000	25	250,000	10	6,250,000
19	Bacci	0,40	80	15,000	3	1,200,000	4	250,000	3	1,000,000
20	Lukman	1,5	220	15,000	10	3,300,000	25	250,000	10	6,250,000
	Jumlah	14,7	3130	300,000	143	46,950,000	265	5,000,000	143	66,250,000
	Rata-Rata	0,73	156,5	15,000	6,65	2,347,500	13,25	250,000	6,65	3,312,500

Lampiran 19. Nilai Penyusutan Alat Lampu Perangkap Hama dan Lampu Pengusir Hama Petani Responden Usahatani Bawang Merah di Dusun Bembeng Kecamatan Masalle Kabupaten Enrekang 2022.

No	Nama	luas Lahan (Ha)	lampu perangkap hama				lampu pengusir hama			
			Jumlah (Alat)	Biaya (Rp)	lama pemakaian (Bulan)	Total (Rp)	Jumlah (Alat)	Biaya (Rp)	lama pemakaian (bulan)	Total (Rp)
1	Tahir	0,50	15	25,000	8	375,000	6	75,000	8	450,000
2	Basir	0,25	12	25,000	8	300,000	5	75,000	8	375,000
3	Midong	0,50	15	25,000	8	375,000	7	75,000	8	525,000
4	Muh. Ismail	0,30	10	25,000	8	250,000	4	75,000	8	300,000
5	Samsul	0,50	15	25,000	8	375,000	6	75,000	8	450,000
6	Buhari	0,50	15	25,000	8	375,000	7	75,000	8	525,000
7	Sandang	0,25	12	25,000	7	300,000	5	75,000	7	375,000
8	Mustamin	2,00	17	25,000	9	425,000	10	75,000	9	750,000
9	Imran	1,00	16	25,000	8	400,000	7	75,000	8	525,000
10	Sirajuddin	0,50	15	25,000	8	375,000	6	75,000	8	450,000
11	Amiruddin	1,00	16	25,000	8	400,000	7	75,000	8	525,000
12	Anjas	1,00	16	25,000	7	400,000	7	75,000	7	525,000
13	Nurman M	0,30	10	25,000	7	250,000	4	75,000	7	300,000
14	Samsir	0,70	15	25,000	7	375,000	10	75,000	7	750,000
15	Syahrul	0,50	15	25,000	7	375,000	10	75,000	7	750,000
16	Baktiar	0,50	15	25,000	8	375,000	10	75,000	8	750,000
17	Afdal	0,50	15	25,000	6	375,000	10	75,000	6	750,000
18	Asmin	1,00	17	25,000	8	425,000	7	75,000	8	525,000
19	Bacci	0,40	10	25,000	6	250,000	4	75,000	6	300,000
20	Lukman	1,5	16	25,000	8	400,000	8	75,000	8	600,000
	Jumlah	14,7	287	500,000	152	7,175,000	140	1,500,000	152	10,500,000
	Rata-Rata	0,73	14,35	25,000	7,6	358,750	7	75,000	7,6	525,000

Lampiran 20. Nilai Penyusutan Alat Kilometer dan Kabel Petani Responden Usahatani Bawang Merah di Dusun Bembeng Kecamatan Masalle Kabupaten Enrekang 2022.

No	Nama	luas Lahan (Ha)	Kilometer				Kabel			
			Jumlah (Alat)	Biaya (Rp)	lama pemakaian (tahun)	total (Rp)	Jumlah (Rol)	Biaya (Rp)	lama pemakaian (tahun)	Total (Rp)
1	Tahir	0,50	1	2,500,000	7	2,500,000	2	800,000	8	1,600,000
2	Basir	0,25	1	2,500,000	8	2,500,000	1	800,000	8	800,000
3	Midong	0,50	1	2,500,000	8	2,500,000	1	800,000	8	800,000
4	Muh. Icmail	0,30	0	0	6	0	1	800,000	8	800,000
5	Samsul	0,50	0	0	8	0	1	800,000	8	800,000
6	Buhari	0,50	0	0	8	0	1	800,000	8	800,000
7	Sandang	0,25	1	2,500,000	7	2,500,000	1	800,000	7	800,000
8	Mustamin	2,00	1	2,500,000	9	2,500,000	4	800,000	9	3,200,000
9	Imran	1,00	0	0	8	0	3	800,000	8	2,400,000
10	Sirajuddin	0,50	0	0	8	0	1	800,000	8	800,000
11	Amiruddin	1,00	1	2,500,000	8	2,500,000	3	800,000	8	2,400,000
12	Anjas	1,00	1	2,500,000	7	2,500,000	3	800,000	7	2,400,000
13	Nurman M	0,30	0	0	7	0	1	800,000	7	800,000
14	Samsir	0,70	1	2,500,000	7	2,500,000	1	800,000	7	800,000
15	Syahrul	0,50	1	2,500,000	7	2,500,000	1	800,000	7	800,000
16	Baktiar	0,50	1	2,500,000	8	2,500,000	1	800,000	8	800,000
17	Afdal	0,50	0	0	6	0	1	800,000	6	800,000
18	Asmin	1,00	1	2,500,000	8	2,500,000	2	800,000	8	1,600,000
19	Bacci	0,40	0	0	6	0	1	800,000	6	800,000
20	Lukman	1,5	1	2,500,000	8	2,500,000	2	800,000	8	1,600,000
	Jumlah	14,7	12	30,000,000	149	30,000,000	32	16,000,000	152	25,600,000
	Rata-Rata	0,73	0,6	1,500,000	7,45	1,500,000	1,6	800,000	7,6	1,280,000

Lampiran 21. Nilai Penyusutan Alat Baskom dan Terpal Petani Responden Usahatani Bawang Merah di Dusun Bembeng Kecamatan Masalle Kabupaten Enrekang 2022.

No	Nama	luas Lahan (Ha)	Baskom				Terpal			
			Jumlah (Alat)	Biaya (Rp)	lama pemakaian (tahun)	total (Rp)	Jumlah (Alat)	Biaya (Rp)	lama pemakaian (tahun)	Total (Rp)
1	Tahir	0,50	15	10,000	8	150,000	4	750,000	8	3,000,000
2	Basir	0,25	12	10,000	8	120,000	2	750,000	8	1,500,000
3	Midong	0,50	15	10,000	8	150,000	4	750,000	8	3,000,000
4	Muh. Ismail	0,30	10	10,000	8	100,000	3	750,000	8	2,250,000
5	Samsul	0,50	15	10,000	8	150,000	4	750,000	8	3,000,000
6	Buhari	0,50	15	10,000	8	150,000	4	750,000	8	3,000,000
7	Sandang	0,25	12	10,000	7	120,000	2	750,000	7	1,500,000
8	Mustamin	2,00	17	10,000	9	170,000	7	750,000	9	5,250,000
9	Imran	1,00	16	10,000	8	160,000	5	750,000	8	3,750,000
10	Sirajuddin	0,50	15	10,000	8	150,000	4	750,000	8	3,000,000
11	Amiruddin	1,00	16	10,000	8	160,000	5	750,000	8	3,750,000
12	Anjas	1,00	16	10,000	7	160,000	5	750,000	7	3,750,000
13	Nurman M	0,30	10	10,000	7	100,000	3	750,000	7	2,250,000
14	Samsir	0,70	15	10,000	7	150,000	5	750,000	7	3,750,000
15	Syahrul	0,50	15	10,000	7	150,000	5	750,000	7	3,750,000
16	Baktiar	0,50	15	10,000	8	150,000	5	750,000	8	3,750,000
17	Afdal	0,50	15	10,000	6	150,000	4	750,000	6	3,000,000
18	Asmin	1,00	17	10,000	8	170,000	5	750,000	8	3,750,000
19	Bacci	0,40	10	10,000	6	100,000	3	750,000	6	2,250,000
20	Lukman	1,5	16	10,000	8	160,000	6	750,000	8	4,500,000
	Jumlah	14,7	287	200,000	152	2,870,000	85	15,000,000	152	63,750,000
	Rata-Rata	0,73	14,35	10,000	7,6	143,500	4,25	750,000	7,6	3,187,500

Lampiran 22. Total Biaya Penyusutan Alat Traktor, Sprayer, Cangkul, Parang, pipa Kecil, Pipa Besar Petani Responden Usahatani Bawang Merah di Dusun Bembeng Kecamatan Masalle Kabupaten Enrekang 2022.

No	Nama	Luas Lahan (Ha)	Biaya penyusutan						Total (Rp/Ha)
			Traktor (Rp)	Sparayer (Rp)	Cangkul (Rp)	Parang (Rp)	Pipa kecil (Rp)	Pipa Besar (Rp)	
1	Tahir	0,50	5,000,000	2,000,000	300,000	100,000	1,200,000	2,000,000	10,600,000
2	Basir	0,25	5,000,000	2,000,000	150,000	100,000	400,000	1,000,000	8,650,000
3	Midong	0,50	5,000,000	2,000,000	300,000	100,000	1,200,000	4,000,000	12,600,000
4	Muh. Ismail	0,30	0	2,000,000	150,000	100,000	500,000	1,500,000	4,250,000
5	Samsul	0,50	5,000,000	2,000,000	300,000	100,000	1,200,000	2,000,000	10,600,000
6	Buhari	0,50	5,000,000	2,000,000	300,000	100,000	1,200,000	2,000,000	10,600,000
7	Sandang	0,25	0	2,000,000	150,000	100,000	400,000	1,000,000	3,650,000
8	Mustamin	2,00	10,000,000	2,000,000	450,000	200,000	3,000,000	8,000,000	23,650,000
9	Imran	1,00	5,000,000	2,000,000	300,000	100,000	2,000,000	6,000,000	15,400,000
10	Sirajuddin	0,50	0	2,000,000	300,000	100,000	1,200,000	2,000,000	5,600,000
11	Amiruddin	1,00	5,000,000	2,000,000	300,000	100,000	2,000,000	6,000,000	15,400,000
12	Anjas	1,00	5,000,000	2,000,000	300,000	100,000	2,000,000	6,000,000	15,400,000
13	Nurman M	0,30	0	2,000,000	150,000	100,000	500,000	1,500,000	4,250,000
14	Samsir	0,70	0	2,000,000	300,000	100,000	720,000	3,000,000	6,120,000
15	Syahrul	0,50	5,000,000	2,000,000	300,000	100,000	1,500,000	2,400,000	11,300,000
16	Baktiar	0,50	5,000,000	2,000,000	300,000	100,000	1,200,000	2,000,000	10,600,000
17	Afdal	0,50	0	2,000,000	300,000	100,000	1,200,000	2,000,000	5,600,000
18	Asmin	1,00	5,000,000	2,000,000	300,000	100,000	2,000,000	5,000,000	14,400,000
19	Bacci	0,40	5,000,000	2,000,000	150,000	100,000	600,000	2,500,000	10,350,000
20	Lukman	1,5	5,000,000	2,000,000	450,000	200,000	2,000,000	6,000,000	10,350,000
	Jumlah	14,7	75,000,000	40,000,000	5,550,000	1,200,000	26,020,000	65,900,000	209,370,000
	Rata-Rata	0,73	3,750,000	2,000,000	277,500	60,000	1,301,000	3,295,000	10,468,500

Lampiran 23.Total Biaya Penyusutan Alat Sprinkle Air, Selang, Lampu perangkap Hama, Lampu Pengusir Hama, Kilometer, Kabel, Baskom, Terpal Petani Responden Usahatani Bawang Merah di Dusun Bembeng Kecamatan Masalle Kabupaten Enrekang 2022.

No	Nama	Luas Lahan (Ha)	Biaya penyusutan								Total (Rp/Ha)
			Sprinkel Air (Rp)	Selang (Rp)	Lampu perangkap hama (Rp)	Lampu pengusir hama (Rp)	Kilometer (Rp)	Kabel (Rp)	Baskom (Rp)	Terpal (Rp)	
1	Tahir	0,50	2,550,000	2,500,000	375,000	450,000	2,500,000	1,600,000	150,000	3,000,000	13,125,000
2	Basir	0,25	1,800,000	1,250,000	300,000	375,000	2,500,000	800,000	120,000	1,500,000	8,645,000
3	Midong	0,50	2,500,000	2,500,000	375,000	525,000	2,500,000	800,000	150,000	3,000,000	12,350,000
4	Muh. Ismail	0,30	900,000	1,000,000	250,000	300,000	0	800,000	100,000	2,250,000	5,600,000
5	Samsul	0,50	2,550,000	2,500,000	375,000	450,000	0	800,000	150,000	3,000,000	9,825,000
6	Buhari	0,50	2,550,000	2,500,000	375,000	525,000	0	800,000	150,000	3,000,000	9,900,000
7	Sandang	0,25	600,000	1,250,000	300,000	375,000	2,500,000	800,000	120,000	1,500,000	7,445,000
8	Mustamin	2,00	3,750,000	7,000,000	425,000	750,000	2,500,000	3,200,000	170,000	5,250,000	23,045,000
9	Imran	1,00	3,000,000	6,250,000	400,000	525,000	0	2,400,000	160,000	3,750,000	16,485,000
10	Sirajuddin	0,50	2,550,000	2,500,000	375,000	450,000	0	800,000	150,000	3,000,000	9,825,000
11	Amiruddin	1,00	3,000,000	6,250,000	400,000	525,000	2,500,000	2,400,000	160,000	3,750,000	18,985,000
12	Anjas	1,00	3,000,000	6,250,000	400,000	525,000	2,500,000	2,400,000	160,000	3,750,000	18,985,000
13	Nurman M	0,30	900,000	1,000,000	250,000	300,000	0	800,000	100,000	2,250,000	5,600,000
14	Samsir	0,70	2,100,000	2,500,000	375,000	750,000	2,500,000	800,000	150,000	3,750,000	12,925,000
15	Syahrul	0,50	2,550,000	2,500,000	375,000	750,000	2,500,000	800,000	150,000	3,750,000	13,375,000
16	Baktiar	0,50	2,550,000	2,500,000	375,000	750,000	2,500,000	800,000	150,000	3,750,000	13,375,000
17	Afdal	0,50	2,550,000	2,500,000	375,000	750,000	0	800,000	150,000	3,000,000	10,125,000
18	Asmin	1,00	3,000,000	6,250,000	425,000	525,000	2,500,000	1,600,000	170,000	3,750,000	18,220,000
19	Bacci	0,40	1,200,000	1,000,000	250,000	300,000	0	800,000	100,000	2,250,000	5,900,000
20	Lukman	1,5	3,300,000	6,250,000	400,000	600,000	2,500,000	1,600,000	160,000	4,500,000	19,310,000
	Jumlah	14,7	46,950,000	66,250,000	7,175,000	10,500,000	30,000,000	25,600,000	2,870,000	63,750,000	253,045,000
	Rata-Rata	0,73	2,347,500	3,312,500	358,750	525,000	1,500,000	1,280,000	143,500	3,187,500	12,652,250

Lampiran 24. Penerimaan Petani Responden Usahatani Bawang Merah di Dusun Bembeng Kecamatan Masalle Kabupaten Enrekang 2022.

No	Nama	Luas Lahan	Jumlah produksi Bawang Merah				Nilai Produksi (Rp/Ha)
			Produksi (Kg)	Produksi (Kg/Ha)	Harga (Rp)	Nilai Produksi (Rp)	
1	Tahir	0,50	6,000	12,000	21,000	126,000,000	252,000,000
2	Basir	0,25	2,000	8,000	25,000	50,000,000	200,000,000
3	Midong	0,50	5,000	10,000	20,000	100,000,000	200,000,000
4	Muh. Ismail	0,30	3,000	10,000	20,000	60,000,000	200,000,000
5	Samsul	0,50	5,000	10,000	21,000	105,000,000	210,000,000
6	Buhari	0,50	5,000	10,000	20,000	100,000,000	200,000,000
7	Sandang	0,25	2,000	8,000	20,000	40,000,000	160,000,000
8	Mustamin	2,00	20,000	10,000	18,000	360,000,000	180,000,000
9	Imran	1,00	8,000	10,000	20,000	160,000,000	160,000,000
10	Sirajuddin	0,50	5,000	10,000	20,000	100,000,000	200,000,000
11	Amiruddin	1,00	9,000	9,000	20,000	180,000,000	180,000,000
12	Anjas	1,00	8,000	10,000	20,000	160,000,000	160,000,000
13	Nurman M	0,30	3,000	10,000	19,000	57,000,000	190,000,000
14	Samsir	0,70	7,000	10,000	16,000	112,000,000	160,000,000
15	Syahrul	0,50	5,000	10,000	25,000	125,000,000	250,000,000
16	Baktiar	0,50	6,000	12,000	20,000	120,000,000	240,000,000
17	Afdal	0,50	6,000	12,000	20,000	120,000,000	240,000,000
18	Asmin	1,00	10,000	10,000	21,000	210,000,000	210,000,000
19	Bacci	0,40	3,500	8,750	20,000	70,000,000	175,000,000
20	Lukman	1,5	11,000	7,333	21,000	231,000,000	154,000,000
	Jumlah	14,7	129,500	197,083	407,000	25,860,00,000	3,921,000,000
	Rata-Rata	0,73	6,675	9,854	20,500	129,300,000	196,050,000

Lampiran 25. Pendapatan Petani Responden Usahatani Bawang Merah di Dusun Bembeng Kecamatan Masalle Kabupaten Enrekang 2022.

No	Nama	Luas Lahan	Total Penerimaan	Biaya Tetap (Rp)	Biaya Variabel (Rp)	Pendapatan (Rp)
1	Tahir	0,50	252,000,000	23,725,000	4,200,000	279,925,000
2	Basir	0,25	200,000,000	17,295,000	4,190,000	221,485,000
3	Midong	0,50	200,000,000	24,950,000	4,200,000	229,150,000
4	Muh. Ismail	0,30	200,000,000	9,850,000	4,190,000	214,040,000
5	Samsul	0,50	210,000,000	20,425,000	4,200,000	234,625,000
6	Buhari	0,50	200,000,000	20,500,000	4,200,000	224,700,000
7	Sandang	0,25	160,000,000	11,095,000	4,190,000	175,285,000
8	Mustamin	2,00	180,000,000	46,695,000	4,200,000	230,895,000
9	Imran	1,00	160,000,000	31,885,000	4,200,000	196,085,000
10	Sirajuddin	0,50	200,000,000	15,425,000	4,200,000	219,625,000
11	Amiruddin	1,00	180,000,000	34,385,000	4,200,000	218,585,000
12	Anjas	1,00	160,000,000	34,385,000	4,200,000	198,585,000
13	Nurman M	0,30	190,000,000	9,850,000	4,250,000	204,100,000
14	Samsir	0,70	160,000,000	19,045,000	2,143,927	181,188,927
15	Syahrul	0,50	250,000,000	24,675,000	4,200,000	278,875,000
16	Baktiar	0,50	240,000,000	23,975,000	4,200,000	268,175,000
17	Afdal	0,50	240,000,000	15,725,000	4,200,000	259,925,000
18	Asmin	1,00	210,000,000	32,620,000	4,200,000	246,820,000
19	Bacci	0,40	175,000,000	16,250,000	4,125,937	195,375,937
20	Lukman	1,5	154,000,000	29,660,000	4,200,000	187,860,000
	Jumlah	14,7	3,921,000,000	462,415,000	82,746,149,5	4,465,304,864
	Rata-Rata	0,73	196,050,000	23,120,750	4,137,307,475	223,265,243

Lampiran 26. Total Nilai Penyusutan Alat Petani Responden Usahatani Bawang Merah di Dusun Bembeng Kecamatan Masalle Kabupaten Enrekang 2022.

	Nama	Luas Lahan	Biaya Penyusutan Alat		Total (Rp/Ha)
1	Tahir	0,50	10,600,000	13,125,000	23,725,000
2	Basir	0,25	8,650,000	8,645,000	17,295,000
3	Midong	0,50	12,600,000	12,350,000	24,950,000
4	Muh. Ismail	0,30	4,250,000	5,600,000	9,850,000
5	Samsul	0,50	10,600,000	9,825,000	20,425,000
6	Buhari	0,50	10,600,000	9,900,000	20,500,000
7	Sandang	0,25	3,650,000	7,445,000	11,095,000
8	Mustamin	2,00	23,650,000	23,045,000	46,695,000
9	Imran	1,00	15,400,000	16,485,000	31,885,000
10	Sirajuddin	0,50	5,600,000	9,825,000	15,425,000
11	Amiruddin	1,00	15,400,000	18,985,000	34,385,000
12	Anjas	1,00	15,400,000	18,985,000	34,385,000
13	Nurman M	0,30	4,250,000	5,600,000	9,850,000
14	Samsir	0,70	6,120,000	12,925,000	19,045,000
15	Syahrul	0,50	11,300,000	13,375,000	24,675,000
16	Baktiar	0,50	10,600,000	13,375,000	23,975,000
17	Afdal	0,50	5,600,000	10,125,000	15,725,000
18	Asmin	1,00	14,400,000	18,220,000	32,620,000
19	Bacci	0,40	10,350,000	5,900,000	16,250,000
20	Lukman	1,5	10,350,000	19,310,000	29,660,000
	Jumlah	14,7	209,370,000	253,045,000	462,415,000
	Rata-Rata	0,73	10,468,500	12,652,250	23,120,750

Lampiran 27.Total Biaya Tetap Petani Responden Usahatani Bawang Merah di Dusun Bembeng Kecamatan Masalle Kabupaten Enrekang 2022.

No	Nama	Luas Lahan	Biaya Tetap		
			Pajak Lahan (Rp)	biaya penyusutan (Rp)	Total (Rp/Ha)
1	Tahir	0,50	23,000	23,725,000	47,450,000
2	Basir	0,25	12,000	17,295,000	69,180,000
3	Midong	0,50	23,000	24,950,000	49,900,000
4	Muh. Ismail	0,30	15,000	9,850,000	32,833,333
5	Samsul	0,50	23,000	20,425,000	40,850,000
6	Buhari	0,50	23,000	20,500,000	41,000,000
7	Sandang	0,25	12,000	11,095,000	44,380,000
8	Mustamin	2,00	90,000	46,695,000	23,347,500
9	Imran	1,00	30,000	31,885,000	31,885,000
10	Sirajuddin	0,50	23,000	15,425,000	30,850,000
11	Amiruddin	1,00	30,000	34,385,000	34,385,000
12	Anjas	1,00	30,000	34,385,000	34,385,000
13	Nurman M	0,30	15,000	9,850,000	32,833,333
14	Samsir	0,70	25,000	19,045,000	27,207,142
15	Syahrul	0,50	23,000	24,675,000	49,350,000
16	Baktiar	0,50	23,000	23,975,000	47,950,000
17	Afdal	0,50	23,000	15,725,000	31,450,000
18	Asmin	1,00	30,000	32,620,000	32,620,000
19	Bacci	0,40	18,000	16,250,000	40,625,000
20	Lukman	1,5	30,000	29,660,000	19,773,333
	Jumlah	14,7	521,000	462,415,000	762,254,641
	Rata-Rata	0,73	26,050	23,120,750	38,112,732

SEBELUM MENGGUNAKAN TEKNOLOGI LIGHT TRAP

Lampiran 28. Biaya variable pupuk (Nitro dan DGW) Petani Responden Usahatani Bawang Merah di Dusun Bembeng Kecamatan Masalle Kabupaten Enrekang 2022 .

No	Nama	Luas Lahan (Ha)	Pupuk									
			Nitro					DGW				
			Jumlah (Kg)	Jumlah (Kg/Ha)	Harga (Rp/Kg)	Biaya (Rp)	Biaya (Rp/Ha)	Jumlah (Kg)	Jumlah (Kg/Ha)	Harga (Rp/Kg)	Biaya (Rp)	Biaya (Rp/Ha)
1	Tahir	0,50	55	110	15,000	825,000	1,650,000	52	104	15,000	780,000	1,560,000
2	Basir	0,25	25	100	15,000	375,000	1,500,000	28	112	15,000	420,000	1,680,000
3	Midong	0,50	55	110	15,000	825,000	1,600,000	50	100	15,000	750,000	1,500,000
4	Muh. Ismail	0,30	30	100	15,000	450,000	1,500,000	30	100	15,000	450,000	1,500,000
5	Samsul	0,50	55	110	15,000	825,000	1,650,000	50	100	15,000	750,000	1,500,000
6	Buhari	0,50	50	100	15,000	750,000	1,500,000	55	110	15,000	825,000	1,650,000
7	Sandang	0,25	25	100	15,000	375,000	1,500,000	20	80	15,000	300,000	1,200,000
8	Mustamin	2,00	220	110	15,000	3,300,000	1,650,000	210	105	15,000	3,150,000	1,575,000
9	Imran	1,00	150	150	15,000	2,250,000	2,250,000	100	100	15,000	1,500,000	1,500,000
10	Sirajuddin	0,50	50	100	15,000	750,000	1,500,000	50	100	15,000	750,000	1,500,000
11	Amiruddin	1,00	130	130	15,000	1,950,000	1,950,000	110	110	15,000	1,650,000	1,650,000
12	Anjas	1,00	100	100	15,000	1,500,000	1,500,000	100	100	15,000	1,500,000	1,500,000
13	Nurman M	0,30	25	83	15,000	375,000	1,250,000	25	83	15,000	375,000	1,250,000
14	Samsir	0,70	70	100	15,000	1,050,000	1,500,000	80	114	15,000	1,200,000	1,714,285
15	Syahrul	0,50	50	100	15,000	750,000	1,500,000	50	100	15,000	750,000	1,500,000
16	Baktiar	0,50	55	110	15,000	825,000	1,650,000	50	100	15,000	750,000	1,500,000
17	Afdal	0,50	50	100	15,000	750,000	1,500,000	50	100	15,000	750,000	1,500,000
18	Asmin	1,00	100	100	15,000	1,500,000	1,500,000	100	100	15,000	1,500,000	1,500,000
19	Bacci	0,40	50	125	15,000	750,000	4,687,500	50	125	15,000	750,000	1,875,000
20	Lukman	1,5	150	100	15,000	2,250,000	1,500,000	150	100	15,000	2,250,000	1,500,000
Jumlah		14,7	1495	2138	300,000	22,425,000	34,837,500	1,410	2043	300,000	21,150,000	30,654,285
Rata- Rata		0,73	74,5	106,9	15	1,121,250	1,741,875	70,5	102,15	15	1,057,500	1,532,714

Lampiran 29. Biaya variable pupuk (Urea dan KCL) Petani Responden Usahatani Bawang Merah di Dusun Bembeng Kecamatan Masalle Kabupaten Enrekang 2022 .

No	Nama	Luas Lahan (Ha)	Pupuk									
			Urea					KCL				
			Jumlah (Kg)	Jumlah (Kg/Ha)	Harga (Rp/Kg)	Biaya (Rp)	Biaya (Rp/Ha)	Jumlah (Kg)	Jumlah (Kg/Ha)	Harga (Rp/Kg)	Biaya (Rp)	Biaya (Rp/Ha)
1	Tahir	0,50	55	110	3,000	165,000	330,000	35	70	15,000	525,000	1,050,000
2	Basir	0,25	26	104	3,000	78,000	312,000	30	120	15,000	450,000	1,800,000
3	Midong	0,50	60	120	3,000	180,000	360,000	35	70	15,000	525,000	1,050,000
4	Muh. Ismail	0,30	26	86	3,000	78,000	260,000	30	100	15,000	450,000	1,500,000
5	Samsul	0,50	53	106	3,000	159,000	318,000	35	70	15,000	525,000	1,050,000
6	Buhari	0,50	50	100	3,000	150,000	300,000	30	60	15,000	450,000	900,000
7	Sandang	0,25	20	80	3,000	60,000	240,000	25	100	15,000	375,000	1,500,000
8	Mustamin	2,00	210	105	3,000	630,000	315,000	120	60	15,000	1,800,000	900,000
9	Imran	1,00	120	120	3,000	360,000	360,000	60	60	15,000	900,000	900,000
10	Sirajuddin	0,50	50	100	3,000	150,000	300,000	30	60	15,000	450,000	900,000
11	Amiruddin	1,00	100	100	3,000	300,000	300,000	60	60	15,000	900,000	900,000
12	Anjas	1,00	100	100	3,000	300,000	300,000	60	60	15,000	900,000	900,000
13	Nurman M	0,30	25	83	3,000	75,000	250,000	20	66	15,000	300,000	1,000,000
14	Samsir	0,70	70	100	3,000	210,000	300,000	40	57	15,000	600,000	857,142
15	Syahrul	0,50	50	100	3,000	150,000	300,000	30	60	15,000	450,000	900,000
16	Baktiar	0,50	55	110	3,000	165,000	330,000	30	60	15,000	450,000	900,000
17	Afdal	0,50	55	110	3,000	165,000	330,000	30	60	15,000	450,000	900,000
18	Asmin	1,00	100	100	3,000	300,000	300,000	60	60	15,000	900,000	900,000
19	Bacci	0,40	50	125	3,000	150,000	375,000	25	62	15,000	375,000	937,500
20	Lukman	1,5	150	100	3,000	450,000	300,000	90	60	15,000	1,350,000	900,000
Jumlah		14,7	1,425	2,059	60,000	4,275,000	6,180,000	875	1,375	300,000	13,125,000	20,644,642
Rata- Rata		0,73	71,25	102,95	3,000	213,750	309,000	43,75	68,75	15,000	656,250	1,032,232

Lampiran 30. Total Biaya Variabel Pupuk Petani Responden Usahatani Bawang Merah di Dusun Bembeng Kecamatan Masalle Kabupaten Enrekang 2022 .

No	Nama	Luas lahan (Ha)	Biaya Variabel				Biaya (Rp/Ha)
			Nitro (Rp)	DGW (Rp)	Urea (Rp)	KCL (Rp)	
1	Tahir	0,50	1,650,000	1,560,000	330,000	1,050,000	4,590,000
2	Basir	0,25	1,500,000	1,680,000	312,000	1,800,000	5,292,000
3	Midong	0,50	1,600,000	1,500,000	360,000	1,050,000	4,510,000
4	Muh. Ismail	0,30	1,500,000	1,500,000	260,000	1,500,000	4,760,000
5	Samsul	0,50	1,650,000	1,500,000	318,000	1,050,000	4,518,000
6	Buhari	0,50	1,500,000	1,650,000	300,000	900,000	4,350,000
7	Sandang	0,25	1,500,000	1,200,000	240,000	1,500,000	4,440,000
8	Mustamin	2,00	1,650,000	1,575,000	315,000	900,000	4,440,000
9	Imran	1,00	2,250,000	1,500,000	360,000	900,000	5,010,000
10	Sirajuddin	0,50	1,500,000	1,500,000	300,000	900,000	4,200,000
11	Amiruddin	1,00	1,950,000	1,650,000	300,000	900,000	4,800,000
12	Anjas	1,00	1,500,000	1,500,000	300,000	900,000	4,200,000
13	Nurman M	0,30	1,250,000	1,250,000	250,000	1,000,000	3,750,000
14	Samsir	0,70	1,500,000	1,714,285	300,000	857,142	4,371,427
15	Syahrul	0,50	1,500,000	1,500,000	300,000	900,000	4,200,000
16	Baktiar	0,50	1,650,000	1,500,000	330,000	900,000	4,380,000
17	Afdal	0,50	1,500,000	1,500,000	330,000	900,000	4,230,000
18	Asmin	1,00	1,500,000	1,500,000	300,000	900,000	4,200,000
19	Bacci	0,40	4,687,500	1,875,000	375,000	937,500	7,875,000
20	Lukman	1,5	1,500,000	1,500,000	300,000	900,000	4,200,000
	Jumlah	14,7	34,837,500	30,654,285	6,180,000	20,644,642	92,316,427
	Rata-Rata	0,73	1,741,875	1,532,714	309,000	1,032,232	4,615,821

Lampiran 31. Biaya Variabel (Antracol,Rovral,Score) Petani Responden Usahatani Bawang Merah di Dusun Bembeng Kecamatan Masalle Kabupaten Enrekang 2022 .

No	Nama	Luas Lahan (Ha)	Pestisida														
			Fungsida														
			Antracol					Rovral					Score				
			Jumlah (Liter)	Jumlah (Ltr/Ha)	Harga (Rp/Ltr)	Biaya (Rp)	Biaya (Rp/Ha)	Jumlah (Liter)	Jumlah (Ltr/Ha)	Harga (Rp/Ltr)	Biaya (Rp)	Biaya (Rp/Ha)	Jumlah (Liter)	Jumlah (Ltr/Ha)	Harga (Rp/Ltr)	Biaya (Rp)	Biaya (Rp/Ha)
1	Tahir	0,50	2	4	125,000	250,000	500,000	0,50	1	60,000	30,000	60,000	1	2	60,000	60,000	120,000
2	Basir	0,25	2	8	125,000	250,000	1,000,000	0,50	2	60,000	30,000	120,000	0,50	2	60,000	30,000	120,000
3	Midong	0,50	2	4	125,000	250,000	500,000	0,50	1	60,000	30,000	60,000	1	2	60,000	60,000	120,000
4	Muh. Ismail	0,30	2	6	125,000	250,000	833,333	0,50	1	60,000	30,000	100,000	0,50	1,6	60,000	30,000	100,000
5	Samsul	0,50	2	4	125,000	250,000	500,000	0,50	1	60,000	30,000	60,000	1	2	60,000	60,000	120,000
6	Buhari	0,50	2	4	125,000	250,000	500,000	0,50	1	60,000	30,000	60,000	1	2	60,000	60,000	120,000
7	Sandang	0,25	2	8	125,000	250,000	1,000,000	0,50	2	60,000	30,000	120,000	0,50	2	60,000	30,000	120,000
8	Mustamin	2,00	4	2	125,000	500,000	250,000	3	1,5	60,000	180,000	90,000	3	1,5	60,000	180,000	90,000
9	Imran	1,00	3	3	125,000	375,000	375,000	2	2	60,000	120,000	120,000	2	2	60,000	120,000	120,000
10	Sirajuddin	0,50	1	2	125,000	125,000	250,000	0,50	1	60,000	30,000	60,000	0,50	1	60,000	30,000	60,000
11	Amiruddin	1,00	3	3	125,000	375,000	375,000	2	2	60,000	120,000	120,000	2	2	60,000	120,000	120,000
12	Anjas	1,00	3	3	125,000	375,000	375,000	2	2	60,000	120,000	120,000	2	2	60,000	120,000	120,000
13	Nurman M	0,30	1	3	125,000	125,000	416,666	0,50	1	60,000	30,000	100,000	0,50	1,6	60,000	30,000	100,000
14	Samsir	0,70	2	2	125,000	250,000	357,142	0,50	0,71	60,000	30,000	42,857	0,50	0,7	60,000	30,000	42,857
15	Syahrul	0,50	1	2	125,000	125,000	250,000	0,50	1	60,000	30,000	60,000	0,50	1	60,000	30,000	60,000
16	Baktiar	0,50	1	2	125,000	125,000	250,000	0,50	1	60,000	30,000	60,000	0,50	1	60,000	30,000	60,000
17	Afdal	0,50	1	2	125,000	125,000	250,000	0,50	1	60,000	30,000	60,000	0,50	1	60,000	30,000	60,000
18	Asmin	1,00	3	3	125,000	375,000	375,000	2	2	60,000	120,000	120,000	2	2	60,000	120,000	120,000
19	Bacci	0,40	1	2	125,000	125,000	312,500	0,50	1,25	60,000	30,000	75,000	0,50	1,25	60,000	30,000	75,000
20	Lukman	1,5	3	2	125,000	375,000	250,000	2	1,33	60,000	120,000	80,000	3	2	60,000	180,000	120,000
	Jumlah	14,7	41	69	2,500,000	5,125,000	8,919,641	13	22	1,200,000	1,200,000	1,687,857	18	26	1,200,000	1,380,000	1,967,857
	Rata-Rata	0,73	2,05	3,45	125,000	256,250	445,982	0,65	1,1	60,000	60,000	84,392	0,9	1,3	60,000	69,000	98,392

Lampiran 32. Biaya Variabel (Dupon ,Sumo, Spontan) Petani Responden Usahatani Bawang Merah di Dusun Bembeng Kecamatan Masalle Kabupaten Enrekang 2022 .

No	Nama	Luas Lahan (Ha)	Pestisida														
			Insektisida														
			Dupon					sumo					Spontan				
			Jumlah (Liter)	Jumlah (Ltr/Ha)	Harga (Rp/Ltr)	Biaya (Rp)	Biaya (Rp/Ha)	Jumlah (Liter)	Jumlah (Ltr/Ha)	Harga (Rp/Ltr)	Biaya (Rp)	Biaya (Rp/Ha)	Jumlah (Liter)	Jumlah (Ltr/Ha)	Harga (Rp/Ltr)	Biaya (Rp)	Biaya (Rp/Ha)
1	Tahir	0,50	1	2	130,000	130,000	260,000	2	4	180,000	360,000	720,000	1	2	70,000	70,000	140,000
2	Basir	0,25	0,50	2	130,000	65,000	260,000	1	4	180,000	180,000	720,000	0,2	0,8	70,000	350,000	1,400,000
3	Midong	0,50	1	2	130,000	130,000	260,000	2	4	180,000	360,000	360,000	1	2	70,000	70,000	140,000
4	Muh. Ismail	0,30	0,50	1,6	130,000	65,000	216,666	1	3,33	180,000	180,000	600,000	0,2	0,66	70,000	350,000	1,166,666
5	Samsul	0,50	1	2	130,000	130,000	260,000	2	4	180,000	360,000	720,000	0,25	0,5	70,000	17,500	35,000
6	Buhari	0,50	1	2	130,000	130,000	260,000	2	4	180,000	360,000	720,000	0,25	0,5	70,000	17,500	35,000
7	Sandang	0,25	0,50	2	130,000	65,000	260,000	1	4	180,000	180,000	720,000	0,2	0,8	70,000	350,000	1,400,000
8	Mustamin	2,00	4	2	130,000	520,000	260,000	3	1,5	180,000	540,000	270,000	3	1,5	70,000	210,000	105,000
9	Imran	1,00	3	3	130,000	390,000	390,000	1	1	180,000	180,000	180,000	1	1	70,000	70,000	70,000
10	Sirajuddin	0,50	1	2	130,000	130,000	260,000	1	2	180,000	180,000	360,000	0,25	0,5	70,000	17,500	35,000
11	Amiruddin	1,00	2	2	130,000	260,000	260,000	1	1	180,000	180,000	180,000	1	1	70,000	70,000	70,000
12	Anjas	1,00	2	2	130,000	260,000	260,000	1	1	180,000	180,000	180,000	1	1	70,000	70,000	70,000
13	Nurman M	0,30	0,50	1,6	130,000	65,000	216,666	1	3,33	180,000	180,000	600,000	0,2	0,66	70,000	350,000	1,166,666
14	Samsir	0,70	2	2	130,000	260,000	371,428	2	2,85	180,000	360,000	514,285	0,50	1	70,000	35,000	50,000
15	Syahrul	0,50	1	2	130,000	130,000	260,000	2	4	180,000	360,000	720,000	0,50	1	70,000	35,000	70,000
16	Baktiar	0,50	1	2	130,000	130,000	260,000	2	4	180,000	360,000	720,000	0,50	1	70,000	35,000	70,000
17	Afdal	0,50	1	2	130,000	130,000	260,000	2	4	180,000	360,000	720,000	0,50	1	70,000	35,000	70,000
18	Asmin	1,00	3	2	130,000	390,000	390,000	1	1	180,000	180,000	180,000	1	1	70,000	70,000	70,000
19	Bacci	0,40	1	2,5	130,000	130,000	325,000	1	2,5	180,000	180,000	450,000	0,25	0,62	70,000	17,500	43,750
20	Lukman	1,5	3	1,3	130,000	390,000	260,000	2	1,33	180,000	360,000	240,000	2	1,33	70,000	140,000	93,333
	Jumlah	14,7	28	33	2,600,000	3,900,000	5,549,760	31	42	3,600,000	5,580,000	9,874,285	10,3	12	1,400,000	2,380,000	6,300,415
	Rata-Rata	0,73	1,35	1,65	130,000	195,000	227,488	1,55	2,1	180,000	279,000	493,714	0,515	0,6	70,000	119,000	315,020

Lampiran 33. Total Biaya Variabel Pestisida Petani Responden Usahatani Bawang Merah di Dusun Bembeng Kecamatan Masalle Kabupaten Enrekang 2022 .

No	Nama	Luas Lahan (Ha)	Biaya Variabel						Biaya (Rp/Ha)
			Fungsida			Insektisida			
			Antracol	Provrar	Score	Dupon	Sumo	Spontan	
1	Tahir	0,50	500,000	60,000	120,000	260,000	720,000	140,000	1,800,000
2	Basir	0,25	1,000,000	120,000	120,000	260,000	720,000	1,400,000	3,620,000
3	Midong	0,50	500,000	60,000	120,000	260,000	360,000	140,000	1,440,000
4	Muh. Ismail	0,30	833,333	100,000	100,000	216,666	600,000	1,166,666	3,016,665
5	Samsul	0,50	500,000	60,000	120,000	260,000	720,000	35,000	1,695,000
6	Buhari	0,50	500,000	60,000	120,000	260,000	720,000	35,000	1,695,000
7	Sandang	0,25	1,000,000	120,000	120,000	260,000	720,000	1,400,000	3,620,000
8	Mustamin	2,00	250,000	90,000	90,000	260,000	270,000	105,000	1,065,000
9	Imran	1,00	375,000	120,000	120,000	390,000	180,000	70,000	1,255,000
10	Sirajuddin	0,50	250,000	60,000	60,000	260,000	360,000	35,000	1,025,000
11	Amiruddin	1,00	375,000	120,000	120,000	260,000	180,000	70,000	1,125,000
12	Anjas	1,00	375,000	120,000	120,000	260,000	180,000	70,000	1,125,000
13	Nurman M	0,30	416,666	100,000	100,000	216,666	600,000	1,166,666	2,599,998
14	Samsir	0,70	357,142	42,857	42,857	371,428	514,285	50,000	1,378,569
15	Syahrul	0,50	250,000	60,000	60,000	260,000	720,000	70,000	1,420,000
16	Baktiar	0,50	250,000	60,000	60,000	260,000	720,000	70,000	1,420,000
17	Afdal	0,50	250,000	60,000	60,000	260,000	720,000	70,000	1,420,000
18	Asmin	1,00	375,000	120,000	120,000	390,000	180,000	70,000	1,255,000
19	Bacci	0,40	312,500	75,000	75,000	325,000	450,000	43,750	1,281,250
20	Lukman	1,5	250,000	80,000	120,000	260,000	240,000	93,333	1,043,333
	Jumlah	14,7	8,919,641	1,687,857	1,967,857	5,549,760	9,874,285	6,300,415	34,299,815
	Rata-Rata	0,73	445,982	84,392	98,392	227,488	493,714	315,020	1,714,990

Lampiran 34. Total Biaya Variabel Petani Responden Usahatani Bawang Merah di Dusun Bembeng Kecamatan Masalle Kabupaten Enrekang 2022.

No	Nama	Luas lahan (Ha)	Bibit (Rp/Ha)	Pupuk (Rp/Ha)	Pestisida (Rp/Ha)	Tenaga Kerja (Rp/Ha)	Bahan Bakar (Rp/Ha)	Total Biaya (Rp/Ha)
1	Tahir	0,50	6,300,000	4,590,000	1,800,000	3,220,000	100,000	16,010,000
2	Basir	0,25	10,000,000	5,292,000	3,620,000	5,800,000	200,000	24,912,000
3	Midong	0,50	7,000,000	4,510,000	1,440,000	3,200,000	100,000	16,250,000
4	Muh. Ismail	0,30	6,666,666	4,760,000	3,016,665	4,199,997	166,666	18,809,994
5	Samsul	0,50	6,300,000	4,518,000	1,695,000	3,220,000	100,000	15,833,000
6	Buhari	0,50	6,000,000	4,350,000	1,695,000	2,560,000	100,000	14,705,000
7	Sandang	0,25	8,000,000	4,440,000	3,620,000	4,200,000	200,000	20,460,000
8	Mustamin	2,00	5,250,000	4,440,000	1,065,000	1,425,000	50,000	12,230,000
9	Imran	1,00	4,000,000	5,010,000	1,255,000	1,950,000	70,000	12,285,000
10	Sirajuddin	0,50	6,666,666	4,200,000	1,025,000	3,120,000	100,000	15,111,666
11	Amiruddin	1,00	8,000,000	4,800,000	1,125,000	2,020,000	70,000	16,015,000
12	Anjas	1,00	10,000,000	4,200,000	1,125,000	2,370,000	70,000	17,765,000
13	Nurman M	0,30	6,333,333	3,750,000	2,599,998	3,266,663	166,666	16,116,660
14	Samsir	0,70	8,000,000	4,371,427	1,378,569	3,642,955	714,285	18,107,236
15	Syahrul	0,50	7,500,000	4,200,000	1,420,000	3,500,000	100,000	16,720,000
16	Baktiar	0,50	6,000,000	4,380,000	1,420,000	3,500,000	100,000	15,400,000
17	Afdal	0,50	4,000,000	4,230,000	1,420,000	3,500,000	100,000	13,250,000
18	Asmin	1,00	10,500,000	4,200,000	1,255,000	2,090,000	70,000	18,115,000
19	Bacci	0,40	5,000,000	7,875,000	1,281,250	2,800,000	125,000	17,081,250
20	Lukman	1,5	10,500,000	4,200,000	1,043,333	2,436,665	466,666	18,646,664
	Jumlah	14,7	142,016,665	92,316,427	34,299,815	62,021,280	3,169,283	333,823,470
	Rata-Rata	0,73	7,100,833,25	4,615,821	1,714,991	3,101,064	158,464,15	16,691,174

Lampiran 35. Total Nilai Penyusutan Alat Petani Responden Usahatani Bawang Merah di Dusun Bembeng Kecamatan Masalle Kabupaten Enrekang 2022.

No	Nama	Luas Lahan (Ha)	Biaya penyusutan							Selang (Rp)	Terpal (Rp)	Total (Rp/Ha)
			Traktor (Rp)	Sparayer (Rp)	Cangkul (Rp)	Parang (Rp)	Pipa kecil (Rp)	Pipa Besar (Rp)	Sprinkel Air (Rp)			
1	Tahir	0,50	5,000,000	2,000,000	300,000	100,000	1,200,000	2,000,000	2,550,000	2,500,000	3,000,000	18,650,000
2	Basir	0,25	5,000,000	2,000,000	150,000	100,000	400,000	1,000,000	1,800,000	1,250,000	1,500,000	13,200,000
3	Midong	0,50	5,000,000	2,000,000	300,000	100,000	1,200,000	4,000,000	2,500,000	2,500,000	3,000,000	20,600,000
4	Muh. Ismail	0,30	0	2,000,000	150,000	100,000	500,000	1,500,000	900,000	1,000,000	2,250,000	8,400,000
5	Samsul	0,50	5,000,000	2,000,000	300,000	100,000	1,200,000	2,000,000	2,550,000	2,500,000	3,000,000	18,650,000
6	Buhari	0,50	5,000,000	2,000,000	300,000	100,000	1,200,000	2,000,000	2,550,000	2,500,000	3,000,000	18,650,000
7	Sandang	0,25	0	2,000,000	150,000	100,000	400,000	1,000,000	600,000	1,250,000	1,500,000	7,000,000
8	Mustamin	2,00	10,000,000	2,000,000	450,000	200,000	3,000,000	8,000,000	3,750,000	7,000,000	5,250,000	39,650,000
9	Imran	1,00	5,000,000	2,000,000	300,000	100,000	2,000,000	6,000,000	3,000,000	6,250,000	3,750,000	28,400,000
10	Sirajuddin	0,50	0	2,000,000	300,000	100,000	1,200,000	2,000,000	2,550,000	2,500,000	3,000,000	13,650,000
11	Amiruddin	1,00	5,000,000	2,000,000	300,000	100,000	2,000,000	6,000,000	3,000,000	6,250,000	3,750,000	28,400,000
12	Anjas	1,00	5,000,000	2,000,000	300,000	100,000	2,000,000	6,000,000	3,000,000	6,250,000	3,750,000	28,400,000
13	Nurman M	0,30	0	2,000,000	150,000	100,000	500,000	1,500,000	900,000	1,000,000	2,250,000	8,400,000
14	Samsir	0,70	0	2,000,000	300,000	100,000	720,000	3,000,000	2,100,000	2,500,000	3,750,000	14,470,000
15	Syahrul	0,50	5,000,000	2,000,000	300,000	100,000	1,500,000	2,400,000	2,550,000	2,500,000	3,750,000	20,100,000
16	Baktiar	0,50	5,000,000	2,000,000	300,000	100,000	1,200,000	2,000,000	2,550,000	2,500,000	3,750,000	19,400,000
17	Afdal	0,50	0	2,000,000	300,000	100,000	1,200,000	2,000,000	2,550,000	2,500,000	3,000,000	13,650,000
18	Asmin	1,00	5,000,000	2,000,000	300,000	100,000	2,000,000	5,000,000	3,000,000	6,250,000	3,750,000	27,400,000
19	Bacci	0,40	5,000,000	2,000,000	150,000	100,000	600,000	2,500,000	1,200,000	1,000,000	2,250,000	14,800,000
20	Lukman	1,5	5,000,000	2,000,000	450,000	200,000	2,000,000	6,000,000	3,300,000	6,250,000	4,500,000	29,700,000
	Jumlah	14,7	75,000,000	40,000,000	5,550,000	1,200,000	26,020,000	65,900,000	46,950,000	66,250,000	63,750,000	391,570,000
	Rata-Rata	0,73	3,750,000	2,000,000	277,500	60,000	1,301,000	3,295,000	2,347,500	3,312,500	3,187,500	19,578,500

Lampiran 36. Total Biaya Tetap Petani Responden Usahatani Bawang Merah di Dusun Bembeng Kecamatan Masalle Kabupaten Enrekang 2022.

No	Nama	Luas Lahan	Biaya Tetap		
			Pajak Lahan (Rp)	biaya penyusutan (Rp)	Total (Rp/Ha)
1	Tahir	0,50	23,000	18,650,000	37,300,000
2	Basir	0,25	12,000	13,200,000	52,800,000
3	Midong	0,50	23,000	20,600,000	41,200,000
4	Muh. Ismail	0,30	15,000	8,400,000	28,000,000
5	Samsul	0,50	23,000	18,650,000	37,300,000
6	Buhari	0,50	23,000	18,650,000	37,300,000
7	Sandang	0,25	12,000	7,000,000	28,000,000
8	Mustamin	2,00	90,000	39,650,000	19,825,000
9	Imran	1,00	30,000	28,400,000	28,400,000
10	Sirajuddin	0,50	23,000	13,650,000	27,300,000
11	Amiruddin	1,00	30,000	28,400,000	28,400,000
12	Anjas	1,00	30,000	28,400,000	28,400,000
13	Nurman M	0,30	15,000	8,400,000	28,000,000
14	Samsir	0,70	25,000	14,470,000	20,671,428
15	Syahrul	0,50	23,000	20,100,000	40,200,000
16	Baktiar	0,50	23,000	19,400,000	38,800,000
17	Afdal	0,50	23,000	13,650,000	27,300,000
18	Asmin	1,00	30,000	27,400,000	27,400,000
19	Bacci	0,40	18,000	14,800,000	37,000,000
20	Lukman	1,5	30,000	29,700,000	19,800,000
	Jumlah	14,7	521,000	391,570,000	633,396,428
	Rata-Rata	0,73	26,050	19,578,500	31,669,821

Lampiran 37. Total Pendapatan Keseluruhan Petani Responden Usahatani Bawang Merah Sebelum Menggunakan Teknologi Light Trap di Dusun Bembeng Kecamatan Masalle Kabupaten Enrekang 2022.

N o	Nama	Produksi	Harga	A. Biaya Penerimaan	bibit	pupuk	Pestisida	Tenaga kerja	Bahan bakar	B. Biaya variabel	pajak	Penyusutan alat	C. Biaya tetap	D. TOTAL BIAYA B+C	PENDAPATAN A-D
1	Tahir	5,000	19,000	95,000,000	6,300,000	4,590,000	1,800,000	3,220,000	100,000	16,010,000	23,000	18,650,000	18,673,000	34,683,000	60,317,000
2	Basir	3,000	20,000	60,000,000	10,000,000	5,292,000	3,620,000	5,800,000	200,000	24,912,000	12,000	13,200,000	13,212,000	38,124,000	21,876,000
3	Midong	5,000	20,000	100,000,000	7,000,000	4,510,000	1,440,000	3,200,000	100,000	16,250,000	23,000	20,600,000	20,623,000	36,873,000	63,127,000
4	Muh. Ismail	3,000	20,000	60,000,000	6,666,666	4,760,000	3,016,665	4,199,997	166,666	18,809,994	15,000	8,400,000	8,415,000	27,224,994	32,775,006
5	Samsul	5,000	18,000	90,000,000	6,300,000	4,518,000	1,695,000	3,220,000	100,000	15,833,000	23,000	18,650,000	18,673,000	34,506,000	55,494,000
6	Buhari	5,000	19,000	95,000,000	6,000,000	4,350,000	1,695,000	2,560,000	100,000	14,705,000	23,000	18,650,000	18,673,000	33,378,000	61,622,000
7	Sandang	2,000	20,000	40,000,000	8,000,000	4,440,000	3,620,000	4,200,000	200,000	20,460,000	12,000	7,000,000	7,012,000	27,472,000	12,528,000
8	Mustamin	10,000	17,000	170,000,000	5,250,000	4,440,000	1,065,000	1,425,000	50,000	12,230,000	90,000	39,650,000	39,740,000	51,970,000	118,030,000
9	Imran	7,000	16,000	112,000,000	4,000,000	5,010,000	1,255,000	1,950,000	70,000	12,285,000	30,000	28,400,000	28,430,000	40,715,000	71,285,000
10	Sirajuddin	5,000	15,000	75,000,000	6,666,666	4,200,000	1,025,000	3,120,000	100,000	15,111,666	23,000	13,650,000	13,673,000	28,784,666	46,215,334
11	Amiruddin	8,000	20,000	160,000,000	8,000,000	4,800,000	1,125,000	2,020,000	70,000	16,015,000	30,000	28,400,000	28,430,000	44,445,000	115,555,000
12	Anjas	8,000	20,000	160,000,000	10,000,000	4,200,000	1,125,000	2,370,000	70,000	17,765,000	30,000	28,400,000	28,430,000	46,195,000	113,805,000
13	Nurman M	2,000	19,000	38,000,000	6,333,333	3,750,000	2,599,998	3,266,663	166,666	16,116,660	15,000	8,400,000	8,415,000	24,531,660	13,468,340
14	Samsir	6,000	16,000	96,000,000	8,000,000	4,371,427	1,378,569	3,642,955	714,285	18,107,236	25,000	14,470,000	14,495,000	32,602,236	63,397,764
15	Syahrul	5,000	22,000	110,000,000	7,500,000	4,200,000	1,420,000	3,500,000	100,000	16,720,000	23,000	20,100,000	20,123,000	36,843,000	73,157,000
16	Baktiar	5,000	18,000	90,000,000	6,000,000	4,380,000	1,420,000	3,500,000	100,000	15,400,000	23,000	19,400,000	19,423,000	34,823,000	55,177,000
17	Afdal	5,000	17,000	85,000,000	4,000,000	4,230,000	1,420,000	3,500,000	100,000	13,250,000	23,000	13,650,000	13,673,000	26,923,000	58,077,000
18	Asmin	9,000	18,000	162,000,000	10,500,000	4,200,000	1,255,000	2,090,000	70,000	18,115,000	30,000	27,400,000	27,430,000	45,545,000	116,455,000
19	Bacci	3,000	20,000	60,000,000	5,000,000	7,875,000	1,281,250	2,800,000	125,000	17,081,250	18,000	14,800,000	14,818,000	31,899,250	28,100,750
20	Lukman	9,000	20,000	180,000,000	10,500,000	4,200,000	1,043,333	2,436,665	466,666	18,646,664	30,000	29,700,000	29,730,000	48,376,664	131,623,336
	Jumlah	110,000	374,000	4,114,000,000	142,016,665	92,316,427	34,299,815	62,021,280	3,169,283	333,823,470	521,000	391,570,000	392,091,000	725,914,470	1,312,085,530
	Rata-Rata	5,500	18,700	102,850,000	7,100,833	4,615,821	1,714,990	3,101,064	158,464,15	166,911,173	26,050	19,578,500	19,604,550	36,295,723	65,604,276

Lampiran 38. Total Pendapatan Keseluruhan Petani Responden Usahatani Bawang Merah Setelah Menggunakan Teknologi Light Trap di Dusun Bembeng Kecamatan Masalle Kabupaten Enrekang 2022.

	Nama	Produksi	Harga	A. Biaya penerima	Bibit	Pupuk	Pestisida	Tenaga Kerja	Bahan Bakar	B. Biaya variabel	Pajak	Penyusutan Alat	C. Biaya Tetap	D. TOTAL BIAYA B+C	PENDAPATAN A-D
1	Tahir	6,000	21,000	126000000	6,300,000	4,200,000	1,025,000	3,220,000	100,000	14,845,000	23,000	23,725,000	23,748,000	38,593,000	87,407,000
2	Basir	2,000	25,000	50000000	10,000,000	4,190,000	3,120,000	5,800,000	200,000	23,310,000	12,000	17,295,000	17,307,000	40,617,000	9,383,000
3	Midong	5,000	20,000	100000000	7,000,000	4,200,000	1,025,000	3,200,000	100,000	15,525,000	23,000	24,950,000	24,973,000	40,498,000	59,502,000
4	Muh. Ismail	3,000	20,000	60000000	6,666,666	4,190,000	2,527,776	4,199,997	166,666	17,751,105	15,000	9,850,000	9,865,000	27,616,105	32,383,895
5	Samsul	5,000	21,000	105000000	6,300,000	4,200,000	1,025,000	3,220,000	100,000	14,845,000	23,000	20,425,000	20,448,000	35,293,000	69,707,000
6	Buhari	5,000	20,000	100000000	6,000,000	4,200,000	1,025,000	2,560,000	100,000	13,885,000	23,000	20,500,000	20,523,000	34,408,000	65,592,000
7	Sandang	2,000	20,000	40000000	8,000,000	4,190,000	3,120,000	4,200,000	200,000	19,710,000	12,000	11,095,000	11,107,000	30,817,000	9,183,000
8	Mustamin	20,000	18,000	360000000	5,250,000	4,200,000	775,000	1,425,000	50,000	11,700,000	90,000	46,695,000	46,785,000	58,485,000	301,515,000
9	Imran	8,000	20,000	160000000	4,000,000	4,200,000	1,065,000	1,950,000	70,000	11,285,000	30,000	31,885,000	31,915,000	43,200,000	116,800,000
10	Sirajuddin	5,000	20,000	100000000	6,666,666	4,200,000	1,025,000	3,120,000	100,000	15,111,666	23,000	15,425,000	15,448,000	30,559,666	69,440,334
11	Amiruddin	9,000	20,000	180000000	8,000,000	4,200,000	1,065,000	2,020,000	70,000	15,355,000	30,000	34,385,000	34,415,000	49,770,000	130,230,000
12	Anjas	8,000	20,000	160000000	10,000,000	4,200,000	1,065,000	2,370,000	70,000	17,705,000	30,000	34,385,000	34,415,000	52,120,000	107,880,000
13	Nurman M	3,000	19,000	57000000	6,333,333	4,250,000	2,599,998	3,266,663	166,666	16,616,660	15,000	9,850,000	9,865,000	26,481,660	30,518,340
14	Samsir	7,000	16,000	112000000	8,000,000	3,213,856	910,712	3,642,955	714,285	16,481,808	25,000	19,045,000	19,070,000	35,551,808	76,448,192
15	Syahrul	5,000	25,000	125000000	7,500,000	4,200,000	1,025,000	3,500,000	100,000	16,325,000	23,000	24,675,000	24,698,000	41,023,000	83,977,000
16	Baktiar	6,000	20,000	120000000	6,000,000	4,200,000	1,025,000	3,500,000	100,000	14,825,000	23,000	23,975,000	23,998,000	38,823,000	81,177,000
17	Afdal	6,000	20,000	120000000	4,000,000	4,200,000	1,025,000	3,500,000	100,000	12,825,000	23,000	15,725,000	15,748,000	28,573,000	91,427,000
18	Asmin	10,000	21,000	210000000	10,500,000	4,200,000	1,065,000	2,090,000	70,000	17,925,000	30,000	32,620,000	32,650,000	50,575,000	159,425,000
19	Bacci	3,500	20,000	70000000	5,000,000	4,125,937	1,118,750	2,800,000	125,000	13,169,687	18,000	16,250,000	16,268,000	29,437,687	40,562,313
20	Lukman	11,000	21,000	231000000	10,500,000	4,200,000	869,999	2,436,665	466,666	18,473,330	30,000	29,660,000	29,690,000	48,163,330	182,836,670
	Jumlah	129,500	407,000	2586000000	142,016,665	82,959,793	27,502,235	62,021,280	3,169,283	317,669,256	521,000	462,415,000	462,936,000	780,605,256	1,805,394,744
	Rata-Rata	6,675	20,350	129,300,000	7,100,833	3,941,692	1,375,111	3,101,064	158,464,15	15,883,462	26,050	23,120,750	23,146,800	39,030,262	90,269,737

Lampiran 39. Hasil Analisis Uji -t

Paired Samples Statistics

	Mean	N	Std. Deviation	Std. Error Mean
Pair 1 sebelum penggunaan alat	65604276.50	20	36440657.175	8148378.659
sesudah penggunaan alat	90269737.20	20	67211832.960	15029022.739

Paired Samples Correlations

	N	Correlation	Sig.
Pair 1 sebelum penggunaan alat & sesudah penggunaan alat	20	.844	.000

Paired Samples Test

	Paired Differences					t	df	Sig. (2-tailed)
	Mean	Std. Deviation	Std. Error Mean	95% Confidence Interval of the Difference				
				Lower	Upper			
Pair 1 sebelum penggunaan alat - sesudah penggunaan alat	-24665460.700	41348039.750	9245702.762	-44016938.980	-5313982.420	-2.668	19	.015

Lampiran 40. Dokumentasi



Foto Dokumentasi surat izin penelitian



Foto responden petani bawang merah



Foto bibit bawang merah



Foto bawang merah



Foto dokumentasi lampu perangkap hama



Foto dokumtasi pemupukan bawang merah



Foto dokumentasi responden bawang merah



Foto dokumentasi responden bawang merah



Foto dokumentasi panen bawang merah



Dokumentasi lampu perangkap hama



Dokumentasi membersihkan bawang merah



Foto Bawang Merah




Lampu pengusir hama bawang merah



Lampu perangkap hama bawang merah

Lampiran 41. Surat Izin Penelitian

**KEMENTERIAN PENDIDIKAN, KEBUDAYAAN,
RISET, DAN TEKNOLOGI**
UNIVERSITAS HASANUDDIN
FAKULTAS PERTANIAN
Jalan Perintis Kemerdekaan km 10 Makassar 90245 Telp: 0411586014 Fax: 0411586014
email: fakultas@agri.unhas.ac.id laman: www.unhas.ac.id/pertanian

Nomor : 2233 /UN4.10.1/PT.01.04/2022 04 Maret 2022
Hal : Permohonan Izin Penelitian

Yth. : Kepala Desa Rampunan Kecamatan Masalle
di
Kabupaten Enrekang



Dengan hormat, disampaikan kepada Bapak/Ibu bahwa Mahasiswa Program Studi S1 Agribisnis Fakultas Pertanian Universitas Hasanuddin di bawah ini :

Nama : Astuti
NIM : G021181356
Program Studi : Agribisnis
Judul Penelitian : "Model Pengendalian Hama dan Hubungannya dengan Pendapatan Usaha Tani Bawang Merah di Kabupaten Enrekang."

bermaksud melakukan Penelitian dan Pengambilan data di Kantor Desa Rampunan Kecamatan Masalle, Kabupaten Enrekang

Untuk maksud tersebut di atas, dimohon kesediaan Bapak/Ibu agar dapat mengizinkan mahasiswa kami untuk melakukan magang dan penelitian yang diperlukan dalam rangka penyelesaian studinya.

Demikian permohonan kami, atas bantuan dan kerjasama yang baik diucapkan terima kasih.


A.n. Dekan
Wakil Dekan Bidang Akademik,
Riset, dan Inovasi,

Dr. Ic. Muh. Hatta Jamil, S.P.,M.Si.
NIP. 19671223 199512 1 001

Terselamatkan yth.
1. Ketua Program Studi Agribisnis Fakultas Pertanian Unhas
2. Kepala Sub Bagian Pendidikan Fakultas Pertanian Unhas
3. Arsip

Lampiran 42. Surat Keterangan Telah Melakukan Penelitian


PEMERINTAH KABUPATEN ENREKANG
KECAMATAN MASALLE
DESA RAMPUNAN

Jln. Poros Rampunan-Masalle Kode Pos 91754

SURAT KETERANGAN TELAH MELAKUKAN PENELITIAN
NO : 154 /SKTMP/DR/KM/III/2022


Yang bertanda tangan dibawah ini adalah Kepala Desa Rampunan Kecamatan Masalle Kabupaten Enrekang Menerangkan kepada :

1. Nama : Astuti
2. NIM : G021181356
3. Jurusan/Prodi : Agribisnis
4. Fakultas : Pertanian
5. Judul skripsi : "Model Pengendalian Hama dan Hubungannya dengan pendapatan Usaha Tani Bawang Merah di Kabupaten Enrekang".

Benar yang tersebut namanya diatas telah melaksanakan penelitian di Desa Rampunan Kec.Masalle Kab.Enrekang pada Tanggal 20 Februari sampai dengan 30 Maret 2022 dengan judul : "Model Pengendalian Hama dan Hubungannya dengan pendapatan Usaha Tani Bawang Merah di Kabupaten Enrekang".

Demikian surat keterangan ini kami berikan kepada yang bersangkutan untuk di pergunakan sebagaimana mestinya.

Dikeluarkan di : Rampunan, 31 Maret 2022
An Kepala Desa Rampunan



SUADI, SE

