

DAFTAR PUSTAKA

- Allai, L., D. Xavier, C. Jesus, L. Nouredine, B.M. Moula, B. Abdelmoughit, E. Abdelkhalid, N. Boubker, and E.A. Bouchra. 2015. Effect of Argan Oil on Liquid Storage of Ram Semen in Tris or Skim Milk Based Extenders. *Anim Reprod Sci*, 160: 57-67.
- Ax, R.L, M.R. Dally, B.A. Didion, R.W. Lenz, C.C.Love, D.D Varner, B. Hafez & M.E. Bellin. 2000. Semen Evaluation. In ESE Hafez (ed). *Reproduction in Farm Animal*, Ed ke-7. Philadelphia (US): Lippincott Williams & Wilkins. 365-375.
- Azzahra FY, Setiatin ET, dan Samsudewa D. 2016. Evaluasi Motilitas dan Persentase Hidup Semen Segar Sapi PO Kebumen Pejantan Muda. *Jurnal Sain Peternakan Indonesia*. 11(2):99–107.
- Badan Standardisasi Nasional. 2017. Standar Nasional Indonesia Semen beku - Bagian I: Sapi. ICS 65.020.30. SNI 4869-1:2017. Badan Standardisasi Nasional. Jakarta.
- Brezlaff, K. 1995. Goat Breeding and Infertility.p. 169-207. in. J. Meredith (eds). *Animal Breeding and Infertility*. Blackweel Science Ltd. Victoria, Australia.
- Butar, E. K. (2009). Efektivitas Frekuensi Exercise Terhadap Peningkatan Kualitas Semen Sapi Simmental. Skripsi. Fakultas Pertanian, Universitas Sumatra Utara
- Chamdi, A. N. (2005). The Characteristics of Genetic Resource of Bali Cattle (*Bos-bibos banteng*) and the Alternative of It's Conservation Methods. *Biodiversitas Journal of Biological Diversity*. 6(1):77-86
- Crisdayanti S, Depison, Gushairiyanto, dan Erina S. 2020. Identifikasi Karakteristik Morfometrik Sapi Bali dan Sapi Brahman Cross di Kecamatan Pamenang Barat Kabupaten Merangin. 2(1):191-207.
- Dey S, Brothag C, and Vijayaraghavan S. 2019. Signaling Enzymes Required for Sperm Maturation and Fertilization in Mammals. *Frontiers in Cell and Developmental Biology*. 7(341):1–15.
- Feradis. 2010. *Bioteknologi Reproduksi pada Ternak*. Alfabeta, Bandung.
- Fransiskus, X., Manehat., A. Agustina., Dethan., K. Paulus dan Tahuk. 2021. Motilitas, viabilitas, abnormalitas spermatozoadanphsemen sapi bali dalam pengencer sari air tebu-kuningtelur yang disimpan dalam waktu yang berbeda. *Journal of Tropical Animal Science and Technology*. 3(2):76-90.
- Frenky, D. A., D. S. Purwanto dan Y. M. Mewo. 2021. Pengaruh Pemberian Vitamin C Terhadap Kualitas Spermatozoa Yang Terpapar Asap Rokok. *eBiomedik*. 9(2):240-247.

- Garner, D. L and Hafez, E. S. E. 2000. Spermatozoa and Seminal Plasma. In: Reproduction in Farm Animals. Edited by E. S. E. Hafez. 7th Edition. Lippincott Williams and Wilkins: Maryland. USA.
- Garner, D. L. and E. S. E. Hafez. 2008. *Spermatozoa and Seminal Plasma. In Reproduction in Farm Animal. Edited By Hafez. E.S.E., and B. Hafez 7th Edition. Blackwell Publishing. USA: 96-108.*
- Hafez, E. S. E. 2000. Semen Evaluation. In: Reproduction in Farm Animals. Hafez, E. S. E. (Ed.) 7th ed. Lea & Febiger, Philadelphia.
- Hafez, E. S. E. and B. Hafez. 2000. X and Y Chromosome Bearing Spermatozoa. Reproduction in Farm Animals. E.S.E. Hafez (ed). 7th edn. Blackwell Publishing Professional USA: 390-394.
- Hamsidi, R. Widyawaruyanti, A. Hafid, A.F., Ekasari, W., Malaka, M.H., Kasmawati, H., Akib, N.I., Wahyuni, Sabaruddin. 2018. Profil Fitokimia Ekstrak Etanol Bunga Kasumba Turate (*Carthamus tinctorius L.*) yang Berpotensi Sebagai Antimalaria. Jurnal Farmasi Sains dan Kesehatan Pharmauho. 4(2):40-42.
- Hardijanto, Susilowati, S., Hernawati, T., Sardjito, T., Suprayogi, T.W. 2010. Buku Ajar Inseminasi Buatan. Surabaya. Airlangga University Press, Hal: 20-24.
- Holt W. 2000. Basic aspects of frozen storage of semen. Animal Reproduction Science 62(1-3): 3-22.
- Ihsan, M. N. (2012). Penggunaan telur itik sebagai pengencer semen kambing. Ternak tropika journal of tropical animal production. 12(1):10-14.
- Imran, A. 2014. Isolasi Senyawa Kimia Dari Bunga Kasumba Turate (*Carthamus tinctorius L.*) [Skripsi]. Fakultas Ilmu Kesehatan UIN Alauddin, Makassar.
- Iswanto N, Suyadi, dan Rahmawati A. 2012. Pengaruh α -tocopherol yang Berbeda dalam Pengencer Dasar Tris Aminomethane-Kuning Telur Terhadap Kualitas Semen Kambing Boer Yang Disimpan Pada Suhu 50C. Jurnal Ilmu-Ilmu Peternakan. 22(3):1-8.
- Jannah, S., D. R. Kurniawa dan E. Mulyani. 2022. Uji Aktivitas antioksidan variasi perlakuan bunga telang dengan metode DPPH. Jurnal Ilmiah Pharmacy, 9(1): 154-162.
- Johari, S., Ondho, Y. S., Wuwuh, S., Henry, Y. B., & Ratnaningrum, R. (2009, May). Karakteristik Dan Kualitas Semen Berbagai Galur Ayam Kedu (Characteristic and Semen Quality at Various Lines of Kedu Chicken). In Prosiding Seminar Nasional Kebangkitan Peternakan (pp. 1 -16). Fakultas Peternakan Undip.

- Kanchan, and Matharoo JS. 2015. Effect of Semen Colour on Seminal Characteristics in Cattle Bulls. *Indian Journal of Animal Research*. 49(1):1-46.
- Kartasudjana, R. 2010. Teknik Inseminasi Buatan pada Ternak.
- Khelifi, S., Hachimi, Y., Khalil, A., Essafi, N., & Abbouyi, A. 2005. In Vitro Antioxidant Effect of *Globularia alypum* L. Hydrometanolic Extract. *Indian Journal of Pharmacology*. 37 : 227-231.
- Kusumawati, E. D. dan L. Henny. 2011. Kualitas Semen Segar Sapi Pejantan Pada Penyimpanan Dan Lama Simpan yang Berbeda. *J. Repository. Fakultas Peternakan. Universitas Kanjuruhan. Malang*.
- Kusumawati, E. D., H. Leondro., A. T. N. Krisnaningsih., T. Susilawati., N. Isnaini dan R. Widhad. 2016. Pengaruh suhu dan lama simpan semen segar terhadap motilitas dan abnormalitas spermatozoa kambing peranakan etawa (PE).199-208.
- Kusumawati, E.D. dan H. Leondro. 2014. Inseminasi Buatan. Unikama, Malang.
- Linder MC. 2006. Biokimia Nutrisi dan Metabolisme. Diterjemahkan oleh A. Parakkasi. UI Press, Jakarta.
- Manjunath P. 2012. New insights into the understanding of the mechanism of sperm protection by extender components. *Anim. Reprod* 9(4): 809–815.
- Merthajiwa. 2011. Inseminasi Buatan (IB) atau Kawin Suntik pada Sapi. Sekolah Ilmu Dan Teknologi Hayati Institut Teknologi Bandung. Bandung.
- Moradpour F. 2019. A Review on Animals Semen Characteristics: Fertility, Reproduction and Development. *Asian Journal of Advances in Agricultural Research*. 10(2):1–9.
- Mulyono, S. 1998. Teknik Pembibitan Kambing dan Domba. Penebar Swadaya.Jakarta.
- Munawaroh, F., Feti Munawaroh, F. O. Primashandy, Y. R. Pratiwi, F. Luthfiyah, W. Annisa, P. H. Rahayu. 2015. Manajemen Pemeliharaan Pejantan Dan Proses Produksi Semen Sapi Potong Di BBIB SingosariMalang. Laporan Pelaksanaan Praktek Kerja Lapang. Universitas Brawijaya. Malang.
- Murphy EM, Kelly AK, O'Meara C, Eivers B, Lonergan P, Fair S. 2018. Influence of bull age, ejaculate number, and season of collection on semen production and sperm motility parameters in Holstein Friesian bulls in a commercial artificial insemination centre. *J Anim Sci*. 96: 2408- 18.
- Nugraha CD, Herwijanti E, Novianti I, Furqon A, Septian WA, Busono W, and Suyadi. 2019. Correlations Between Age of Bali Bull and Semen Production at National Artificial Insemination Center, Singosari - Indonesia.

- Permatasari, W. D., E. T. Setiatin dan D. Samsudewa. 2013. Studi tentang pengencer kuning telur dan pengaruhnya terhadap kualitas dan membeku sapi Jawa Brebes. *Animal Agriculture Journal*, 2(1): 143-151.
- Purwasih, R., Y. S. Ondho dan Sutopo. 2013. Efektivitas Prefreezing Semen Sapi Jawa Sebagai Parameter Keberhasilan Processing Semen Beku. *Journal Animal Agriculture*. 2(1): 67-71.
- Putri Aryati Pratama. 2015. Efek vitamin c terhadap kualitas spermatozoa yang diberi paparan asap rokok. *J Majority*. 4(1): 1-4.
- Rukmana, S. 2014. Uji Kadar Total Fenolik, Flavonoid, dan Karotenoid pada Kasumba Turate (*Carthamus tinctorius L.*) [Skripsi]. Fakultas Ilmu Kesehatan UIN Alauddin, Makassar.
- Saldi, P. A., Berkat dan Y. Atifah. 2023. Faktor keberhasilan inseminasi buatan pada kambing. *Prosiding Semnbas Bio. Uin Raden Fatah Palembang*.
- Saputra, D. A., Maskur, dan T. Rozi. 2019. Karakteristik morfometrik (ukuran linier dan lingkaran tubuh) sapi Bali yang dipelihara secara semi intensif di kabupaten Sumbawa. *Jurnal Ilmu dan Teknologi Peternakan Indonesia*. 5 : 67-75.
- Sari Pradila Desty. 2014. *Effect of cigarette smoke in quality and quantity spermatozoa*. *J majority*. 3(7):102-106.
- Setiadi., I-Ketut, S., Situmorang, P., Adiati I. S. U., Kostman, I.B.T., Maulana., dan Mulyawan. 2000. Evaluasi Karakteristik Semen Kambing Calon Bibit. 2(1):74-87.
- Shenoy, R., & Shirwaikar, A. (2002). Anti inflammatory and free radical scavenging studies of *Hyptis suaveolens* (Labiatae). *Indian Drugs*, 39(11), 574-577.
- Sibagariang, M., Z. Lubis, dan Hasnudi. 2010. Analisis pelaksanaan inseminasi buatan (IB) pada sapi dan strategi pengembangannya di Provinsi Sumatera Utara. *Agrica*. 1(1): 27-36.
- Solihati, N., Idi, R., Setiawan, R., Asmara, I. Y., & Sujana, B. I. (2006). Pengaruh lama penyimpanan semen cair ayam buras pada suhu 5 C terhadap periode fertil dan fertilitas sperma. *J. Ilmu Ternak*, 6(1), 7 -1 Steel, P. G. D. And J. H. Torrie. 1991. *Prinsip dan Prosedur Statistika Suatu Pendekatan Geometrik*. Terjemahan B. Sumantri. PT Gramedia. Jakarta.
- Sunarti S, Saili T, and Nafiu LO. 2016. Karakteristik Spermatozoa Sapi Bali Setelah Sexing Menggunakan Metode Kolom Albumin dengan Lama Waktu Sexing yang Berbeda. *Jurnal Ilmu dan Teknologi Peternakan Tropis*. 3(1):65-76.
- Susilawati, T. 2011. *Spermatology*. UB Press, Malang.

- Syaiful. L. F., Khasraddan., Maulida S. 2020. Identifikasi ukuran tubuh sapi Bali dan Simbal (Simmental-Bali) di Kecamatan Jurnal Peternakan Sriwijaya. 9(2):215-223.
- Tambing, S.N, M. Gazali. dan B. Purwantara. 2001. Pemberdayaan Teknologi Inseminasi Buatan pada Ternak Kambing. Wartazoa. 11(1):77-89.
- Yendraliza., H. Abadi., R. Misrianti., A. Ali, dan A. Effendi. 2019. Identifikasi ukuran tubuh dan kualitas semen sapi kuantan jantan. Jurnal Ilmiah Peternakan Terpadu. 7(1): 186 – 191.
- Yu, G., Luo, Z., Zhou, Y., Wu, Y., Ding, L. & Shi, Y. 2019. Uncovering the pharmacological mechanism of *Carthamus tinctorius* L. on cardiovascular disease by a systems pharmacology approach. *Biomedicine & Pharmacotherapy*. 117:1-10.
- Zafitra, A., Gushairiyanto H., Ediyanto., Depison. 2020. Karakterisasi morfometrik dan bobot badan pada Sapi Bali dan Simbal di Kecamatan Bangko Kabupaten Merangin. *Majalah Ilmiah Peternakan*. 23, 66-72.
- Zein, M. D., D. H. I. Ali., M. Fatkhurohman., I. Tjahajati dan M. R. Ridlo. 2023. Pengaruh Penambahan Berbagai Jenis Bahan Antioksidan Terhadap Motilitas dan Viabilitas Semen Sapi. *Buletin Veteriner Udayana*. 15(5):1023-1029.
- Zhang, L. L., Tian, K., Zheng, H. T., Xiao, J. C., Zhao, X. B., Wang, Y.T. & Lu, J.J. 2016 . Phytochemistry and Pharmacology of *Carthamus tinctorius* L. *The American Journal of Chinese Medicine*. 44(2): 197–226.

LAMPIRAN


Lampiran 1. Dokumentasi Pelaksanaan Penelitian



Penampungan Semen



Penampungan Semen



Proses Ekstraksi kasumba turate



Pembuatan Bahan Pengencer



Proses Pengambilan Data

General Linear Model

Notes

Output Created		16-JUL-2024 21:32:38
Comments		
Input	Data	D:\RAJA\BUTELL DATA\Untitled1 ABNOR MITA.sav
	Active Dataset	DataSet2
	Filter	<none>
	Weight	<none>
	Split File	<none>
	N of Rows in Working Data File	25
	Missing Value Handling	Definition of Missing
Cases Used		Statistics are based on all cases with valid data for all variables in the model.

Syntax		<pre> GLM HARI1 HARI2 HARI3 HARI4 HARI5 BY PERLAKUAN /WSFACTOR=waktu 5 Polynomial /MEASURE=viabilitas /METHOD=SSTYPE(3) /SAVE=ZRESID /PLOT=PROFILE(waktu*PER LAKUAN) TYPE=LINE ERRORBAR=NO MEANREFERENCE=NO YAXIS=AUTO /EMMEANS=TABLES(PERLA KUAN) COMPARE ADJ(BONFERRONI) /PRINT=DESCRIPTIVE /CRITERIA=ALPHA(.05) /DESIGN= PERLAKUAN. </pre>
Resources	Processor Time	00:00:00.19
	Elapsed Time	00:00:00.22
Variables Created or Modified	ZRE_6	Standardized Residual for HARI1
	ZRE_7	Standardized Residual for HARI2
	ZRE_8	Standardized Residual for HARI3
	ZRE_9	Standardized Residual for HARI4
	ZRE_10	Standardized Residual for HARI5

Within-Subjects Factors

Measure: viabilitas

Dependent

waktu Variable

1	HARI1
2	HARI2
3	HARI3
4	HARI4
5	HARI5

Between-Subjects Factors

	Value	Label	N
PERLAKUAN	1.00	P0	5
	2.00	P1	5
	3.00	P2	5
	4.00	P3	5
	5.00	p4	5

Descriptive Statistics

	PERLAKUAN	Mean	Std. Deviation	N
HARI1	P0	82.0000	2.54951	5
	P1	81.0000	1.00000	5
	P2	79.8000	.83666	5
	P3	78.8000	.83666	5
	p4	80.4000	1.34164	5
	Total		80.4000	1.73205
HARI2	P0	77.2000	2.68328	5
	P1	67.2000	3.42053	5
	P2	66.2000	3.34664	5
	P3	69.2000	2.94958	5
	p4	70.0000	3.93700	5
	Total		69.9600	4.96219
HARI3	P0	71.2000	2.77489	5
	P1	59.8000	4.43847	5
	P2	60.6000	1.81659	5
	P3	62.8000	1.30384	5
	p4	62.8000	1.92354	5
	Total		63.4400	4.81387
HARI4	P0	64.8000	1.48324	5
	P1	53.8000	2.58844	5

	P2	55.0000	2.91548	5
	P3	55.8000	2.48998	5
	p4	57.6000	.54772	5
	Total	57.4000	4.45346	25
HARI5	P0	60.4000	.89443	5
	P1	46.8000	2.16795	5
	P2	47.4000	1.34164	5
	P3	48.0000	2.64575	5
	p4	50.8000	.83666	5
	Total	50.6800	5.39073	25

Multivariate Tests^a

Effect		Value	F	Hypothesis df	Error df
waktu	Pillai's Trace	.997	1695.148 ^b	4.000	17.000
	Wilks' Lambda	.003	1695.148 ^b	4.000	17.000
	Hotelling's Trace	398.858	1695.148 ^b	4.000	17.000
	Roy's Largest Root	398.858	1695.148 ^b	4.000	17.000
waktu * PERLAKUAN	Pillai's Trace	1.134	1.977	16.000	80.000
	Wilks' Lambda	.059	4.995	16.000	52.573
	Hotelling's Trace	12.776	12.377	16.000	62.000
	Roy's Largest Root	12.548	62.738 ^c	4.000	20.000

Multivariate Tests^a

Effect		Sig.
waktu	Pillai's Trace	.000
	Wilks' Lambda	.000
	Hotelling's Trace	.000
	Roy's Largest Root	.000
waktu * PERLAKUAN	Pillai's Trace	.025
	Wilks' Lambda	.000
	Hotelling's Trace	.000
	Roy's Largest Root	.000

a. Design: Intercept + PERLAKUAN

Within Subjects Design: waktu

b. Exact statistic

c. The statistic is an upper bound on F that yields a lower bound on the significance level.

Mauchly's Test of Sphericity^a

Measure: viabilitas

Within Subjects Effect	Mauchly's W	Approx. Chi-Square	Df	Sig.	Epsilon ^b Greenhouse-Geisser
waktu	.252	25.397	9	.003	.638

Mauchly's Test of Sphericity^a

Measure: viabilitas

Within Subjects Effect	Huynh-Feldt	Epsilon	Lower-bound
waktu		.886	.250

Tests the null hypothesis that the error covariance matrix of the orthonormalized transformed dependent variables is proportional to an identity matrix.^a

a. Design: Intercept + PERLAKUAN

Within Subjects Design: waktu

b. May be used to adjust the degrees of freedom for the averaged tests of significance. Corrected tests are displayed in the Tests of Within-Subjects Effects table.

Tests of Within-Subjects Effects

Measure: viabilitas

Source		Type III Sum of Squares	df	Mean Square	F
waktu	Sphericity Assumed	13126.768	4	3281.692	740.287
	Greenhouse-Geisser	13126.768	2.552	5143.123	740.287
	Huynh-Feldt	13126.768	3.542	3705.577	740.287
	Lower-bound	13126.768	1.000	13126.768	740.287
waktu * PERLAKUAN	Sphericity Assumed	300.192	16	18.762	4.232
	Greenhouse-Geisser	300.192	10.209	29.404	4.232
	Huynh-Feldt	300.192	14.170	21.185	4.232
	Lower-bound	300.192	4.000	75.048	4.232
Error(waktu)	Sphericity Assumed	354.640	80	4.433	
	Greenhouse-Geisser	354.640	51.046	6.947	
	Huynh-Feldt	354.640	70.849	5.006	
	Lower-bound	354.640	20.000	17.732	

Tests of Within-Subjects Effects

Measure: viabilitas

Source		Sig.
Waktu	Sphericity Assumed	.000
	Greenhouse-Geisser	.000
	Huynh-Feldt	.000
	Lower-bound	.000
waktu * PERLAKUAN	Sphericity Assumed	.000
	Greenhouse-Geisser	.000
	Huynh-Feldt	.000
	Lower-bound	.012
Error(waktu)	Sphericity Assumed	
	Greenhouse-Geisser	
	Huynh-Feldt	
	Lower-bound	

Tests of Within-Subjects Contrasts

Measure: viabilitas

Source	Waktu	Type III Sum of Squares	df	Mean Square	F	Sig.
waktu	Linear	12960.000	1	12960.000	2850.858	.000
	Quadratic	112.011	1	112.011	16.844	.001
	Cubic	52.900	1	52.900	14.205	.001
	Order 4	1.857	1	1.857	.660	.426
waktu * PERLAKUAN	Linear	195.080	4	48.770	10.728	.000
	Quadratic	53.274	4	13.319	2.003	.133
	Cubic	49.120	4	12.280	3.298	.031
	Order 4	2.718	4	.679	.242	.911
Error(waktu)	Linear	90.920	20	4.546		
	Quadratic	133.000	20	6.650		
	Cubic	74.480	20	3.724		
	Order 4	56.240	20	2.812		

Tests of Between-Subjects Effects

Measure: viabilitas

Transformed Variable: Average

Source	Type III Sum of Squares	df	Mean Square	F	Sig.
Intercept	518033.672	1	518033.672	50451.273	.000

PERLAKUAN	1532.368	4	383.092	37.309	.000
Error	205.360	20	10.268		

Estimated Marginal Means

PERLAKUAN

Estimates

Measure: viabilitas

PERLAKUAN	Mean	Std. Error	95% Confidence Interval	
			Lower Bound	Upper Bound
P0	71.120	.641	69.783	72.457
P1	61.720	.641	60.383	63.057
P2	61.800	.641	60.463	63.137
P3	62.920	.641	61.583	64.257
p4	64.320	.641	62.983	65.657

Pairwise Comparisons

Measure: viabilitas

(I) PERLAKUAN	(J) PERLAKUAN	Mean Difference (I-J)	Std. Error	Sig. ^b	95% Confidence Interval for Difference ^b
					Lower Bound
P0	P1	9.400*	.906	.000	6.542
	P2	9.320*	.906	.000	6.462
	P3	8.200*	.906	.000	5.342
	p4	6.800*	.906	.000	3.942
P1	P0	-9.400*	.906	.000	-12.258
	P2	-.080	.906	1.000	-2.938
	P3	-1.200	.906	1.000	-4.058
	p4	-2.600	.906	.095	-5.458

P2	P0	-9.320*	.906	.000	-12.178
	P1	.080	.906	1.000	-2.778
	P3	-1.120	.906	1.000	-3.978
	p4	-2.520	.906	.115	-5.378
P3	P0	-8.200*	.906	.000	-11.058
	P1	1.200	.906	1.000	-1.658
	P2	1.120	.906	1.000	-1.738
	p4	-1.400	.906	1.000	-4.258
p4	P0	-6.800*	.906	.000	-9.658
	P1	2.600	.906	.095	-.258
	P2	2.520	.906	.115	-.338
	P3	1.400	.906	1.000	-1.458

Pairwise Comparisons

Measure: viabilitas

(I) PERLAKUAN	(J) PERLAKUAN	95% Confidence Interval for Difference	
			Upper Bound
P0	P1		12.258
	P2		12.178
	P3		11.058
	p4		9.658
P1	P0		-6.542
	P2		2.778
	P3		1.658
	p4		.258
P2	P0		-6.462
	P1		2.938
	P3		1.738
	p4		.338
P3	P0		-5.342
	P1		4.058
	P2		3.978
	p4		1.458
p4	P0		-3.942
	P1		5.458
	P2		5.378
	P3		4.258

Based on estimated marginal means

*. The mean difference is significant at the .05 level.

b. Adjustment for multiple comparisons: Bonferroni.

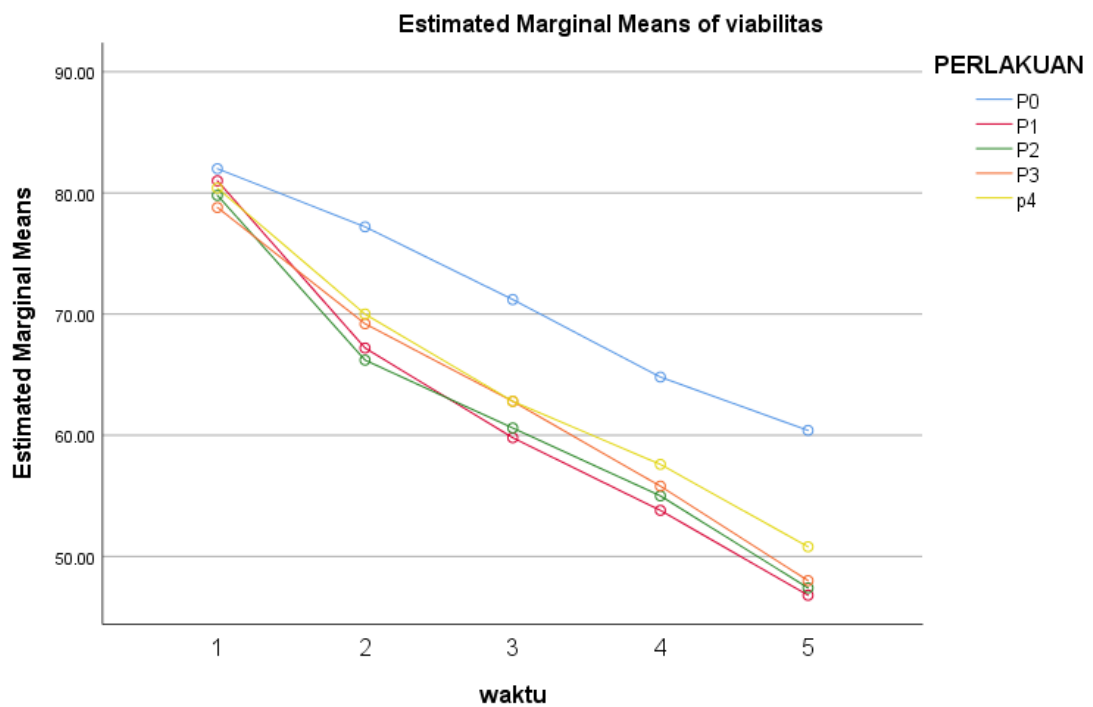
Univariate Tests

Measure: viabilitas

	Sum of Squares	df	Mean Square	F	Sig.
Contrast	306.474	4	76.618	37.309	.000
Error	41.072	20	2.054		

The F tests the effect of PERLAKUAN. This test is based on the linearly independent pairwise comparisons among the estimated marginal means.

Profile Plots



General Linear Model

Notes

Output Created		17-JUL-2024 15:18:56
Comments		
Input	Data	D:\RAJA\BUTELL DATA\Untitled1 ABNOR MITA.sav
	Active Dataset	DataSet1
	Filter	<none>
	Weight	<none>
	Split File	<none>
	N of Rows in Working Data File	25
	Missing Value Handling	Definition of Missing
	Cases Used	Statistics are based on all cases with valid data for all variables in the model.

Syntax		<pre> GLM HARI1 HARI2 HARI3 HARI4 HARI5 BY PERLAKUAN /WSFACTOR=hari 5 Polynomial /MEASURE=abnormalitas /METHOD=SSTYPE(3) /SAVE=ZRESID /POSTHOC=PERLAKUAN(D UNCAN) /PLOT=PROFILE(hari*PERLA KUAN) TYPE=LINE ERRORBAR=NO MEANREFERENCE=NO YAXIS=AUTO /EMMEANS=TABLES(PERLA KUAN) COMPARE ADJ(BONFERRONI) /PRINT=DESCRIPTIVE /CRITERIA=ALPHA(.05) /DESIGN= PERLAKUAN. </pre>
Resources	Processor Time	00:00:00.28
	Elapsed Time	00:00:00.26
Variables Created or Modified	ZRE_1	Standardized Residual for HARI1
	ZRE_2	Standardized Residual for HARI2
	ZRE_3	Standardized Residual for HARI3
	ZRE_4	Standardized Residual for HARI4
	ZRE_5	Standardized Residual for HARI5

**Within-Subjects
Factors**

Measure: abnormalitas

Dependent

hari	Variable
1	HARI1
2	HARI2
3	HARI3
4	HARI4
5	HARI5

Between-Subjects Factors

	Value	Label	N
PERLAKUAN	1.00	P0	5
	2.00	P1	5
	3.00	P2	5
	4.00	P3	5
	5.00	P4	5

Descriptive Statistics

	PERLAKUAN	Mean	Std. Deviation	N
HARI1	P0	6.2000	.44721	5
	P1	6.5000	.50000	5
	P2	7.1000	.22361	5
	P3	7.2000	.44721	5
	P4	6.8000	.83666	5
	Total		6.7600	.61441
HARI2	P0	6.4600	.37815	5
	P1	6.7200	.43243	5
	P2	7.4800	.20494	5
	P3	7.4800	.37683	5
	P4	7.2000	.66332	5
	Total		7.0680	.57931
HARI3	P0	6.7400	.39115	5
	P1	6.9600	.45607	5
	P2	7.6600	.20736	5
	P3	7.7600	.32863	5
	P4	7.5600	.62690	5
	Total		7.3360	.56927

HARI4	P0	7.0800	.40249	5
	P1	7.3200	.46583	5
	P2	7.9600	.18166	5
	P3	8.2000	.27386	5
	P4	7.8800	.58052	5
	Total	7.6880	.56592	25
HARI5	P0	7.3600	.37815	5
	P1	7.6200	.57184	5
	P2	8.3000	.25495	5
	P3	8.5800	.20494	5
	P4	8.1800	.58052	5
	Total	8.0080	.60272	25

Multivariate Tests^a

Effect		Value	F	Hypothesis df	Error df	Sig.
hari	Pillai's Trace	.958	96.489 ^b	4.000	17.000	.000
	Wilks' Lambda	.042	96.489 ^b	4.000	17.000	.000
	Hotelling's Trace	22.703	96.489 ^b	4.000	17.000	.000
	Roy's Largest Root	22.703	96.489 ^b	4.000	17.000	.000
hari * PERLAKUAN	Pillai's Trace	.788	1.227	16.000	80.000	.267
	Wilks' Lambda	.385	1.207	16.000	52.573	.294
	Hotelling's Trace	1.183	1.147	16.000	62.000	.335
	Roy's Largest Root	.703	3.514 ^c	4.000	20.000	.025

a. Design: Intercept + PERLAKUAN

Within Subjects Design: hari

b. Exact statistic

c. The statistic is an upper bound on F that yields a lower bound on the significance level.

Mauchly's Test of Sphericity^a

Measure: abnormalitas

Within Subjects Effect	Mauchly's W	Approx. Chi-Square	df	Sig.	Epsilon ^b Greenhouse-Geisser
hari	.040	59.385	9	.000	.369

Mauchly's Test of Sphericity^a

Measure: abnormalitas

Within Subjects Effect	Epsilon	
	Huynh-Feldt	Lower-bound
hari	.471	.250

Tests the null hypothesis that the error covariance matrix of the orthonormalized transformed dependent variables is proportional to an identity matrix.^a

a. Design: Intercept + PERLAKUAN

Within Subjects Design: hari

b. May be used to adjust the degrees of freedom for the averaged tests of significance. Corrected tests are displayed in the Tests of Within-Subjects Effects table.

Tests of Within-Subjects Effects

Measure: abnormalitas

Source		Type III Sum of Squares	df	Mean Square	F
hari	Sphericity Assumed	24.315	4	6.079	271.254
	Greenhouse-Geisser	24.315	1.477	16.463	271.254
	Huynh-Feldt	24.315	1.885	12.896	271.254
	Lower-bound	24.315	1.000	24.315	271.254
hari * PERLAKUAN	Sphericity Assumed	.324	16	.020	.904
	Greenhouse-Geisser	.324	5.908	.055	.904
	Huynh-Feldt	.324	7.542	.043	.904
	Lower-bound	.324	4.000	.081	.904
Error(hari)	Sphericity Assumed	1.793	80	.022	
	Greenhouse-Geisser	1.793	29.540	.061	
	Huynh-Feldt	1.793	37.709	.048	
	Lower-bound	1.793	20.000	.090	

Tests of Within-Subjects Effects

Measure: abnormalitas

Source		Sig.
hari	Sphericity Assumed	.000
	Greenhouse-Geisser	.000
	Huynh-Feldt	.000
	Lower-bound	.000
hari * PERLAKUAN	Sphericity Assumed	.568

	Greenhouse-Geisser	.504
	Huynh-Feldt	.519
	Lower-bound	.481
Error(hari)	Sphericity Assumed	
	Greenhouse-Geisser	
	Huynh-Feldt	
	Lower-bound	

Tests of Within-Subjects Contrasts

Measure: abnormalitas

Source	hari	Type III Sum of Squares	df	Mean Square	F	Sig.
hari	Linear	24.274	1	24.274	338.733	.000
	Quadratic	.021	1	.021	3.547	.074
	Cubic	.000	1	.000	.021	.886
	Order 4	.021	1	.021	4.503	.047
hari * PERLAKUAN	Linear	.200	4	.050	.698	.602
	Quadratic	.078	4	.020	3.328	.030
	Cubic	.037	4	.009	1.228	.330
	Order 4	.009	4	.002	.472	.756
Error(hari)	Linear	1.433	20	.072		
	Quadratic	.117	20	.006		
	Cubic	.151	20	.008		
	Order 4	.091	20	.005		

Tests of Between-Subjects Effects

Measure: abnormalitas

Transformed Variable: Average

Source	Type III Sum of Squares	df	Mean Square	F	Sig.
Intercept	6793.298	1	6793.298	7467.132	.000
PERLAKUAN	20.985	4	5.246	5.767	.003
Error	18.195	20	.910		

Estimated Marginal Means

PERLAKUAN

Estimates

Measure: abnormalitas

PERLAKUAN	Mean	Std. Error	95% Confidence Interval	
			Lower Bound	Upper Bound
P0	6.768	.191	6.370	7.166
P1	7.024	.191	6.626	7.422
P2	7.700	.191	7.302	8.098
P3	7.844	.191	7.446	8.242
P4	7.524	.191	7.126	7.922

Pairwise Comparisons

Measure: abnormalitas

(I) PERLAKUAN	(J) PERLAKUAN	Mean Difference (I-J)	Std. Error	Sig. ^b	95% Confidence Interval for Difference ^b
					Lower Bound
P0	P1	-.256	.270	1.000	-1.107
	P2	-.932*	.270	.025	-1.783
	P3	-1.076*	.270	.007	-1.927
	P4	-.756	.270	.110	-1.607
P1	P0	.256	.270	1.000	-.595
	P2	-.676	.270	.210	-1.527
	P3	-.820	.270	.065	-1.671
	P4	-.500	.270	.786	-1.351
P2	P0	.932*	.270	.025	.081
	P1	.676	.270	.210	-.175
	P3	-.144	.270	1.000	-.995
	P4	.176	.270	1.000	-.675

P3	P0	1.076*	.270	.007	.225
	P1	.820	.270	.065	-.031
	P2	.144	.270	1.000	-.707
	P4	.320	.270	1.000	-.531
P4	P0	.756	.270	.110	-.095
	P1	.500	.270	.786	-.351
	P2	-.176	.270	1.000	-1.027
	P3	-.320	.270	1.000	-1.171

Pairwise Comparisons

Measure: abnormalitas

(I) PERLAKUAN	(J) PERLAKUAN	95% Confidence Interval for Difference	
			Upper Bound
P0	P1		.595
	P2		-.081
	P3		-.225
	P4		.095
P1	P0		1.107
	P2		.175
	P3		.031
	P4		.351
P2	P0		1.783
	P1		1.527
	P3		.707
	P4		1.027
P3	P0		1.927
	P1		1.671
	P2		.995
	P4		1.171
P4	P0		1.607
	P1		1.351
	P2		.675
	P3		.531

Based on estimated marginal means

*. The mean difference is significant at the .05 level.

b. Adjustment for multiple comparisons: Bonferroni.

Univariate Tests

Measure: abnormalitas

	Sum of Squares	df	Mean Square	F	Sig.
Contrast	4.197	4	1.049	5.767	.003
Error	3.639	20	.182		

The F tests the effect of PERLAKUAN. This test is based on the linearly independent pairwise comparisons among the estimated marginal means.

Post Hoc Tests

PERLAKUAN

Homogeneous Subsets

abnormalitas

Duncan^{a,b}

PERLAKUAN	N	Subset		
		1	2	3
P0	5	6.7680		
P1	5	7.0240	7.0240	
P4	5		7.5240	7.5240
P2	5			7.7000
P3	5			7.8440
Sig.		.354	.079	.275

Means for groups in homogeneous subsets are displayed.

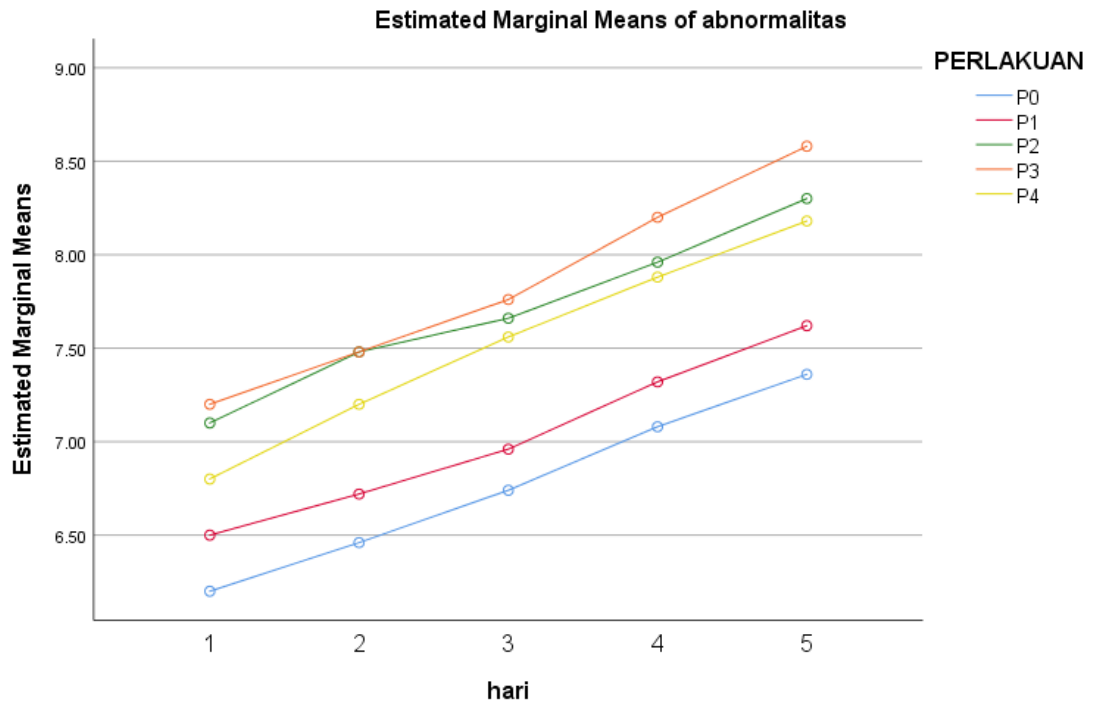
Based on observed means.

The error term is Mean Square(Error) = .182.

a. Uses Harmonic Mean Sample Size = 5.000.

b. Alpha = .05.

Profile Plots



BIODATA PENELITI



Reski Armenia biasa dipanggil Kiki, Lahir di Watampone, 15 April 2002. Sebagai anak ke-1 dari 2 bersaudara dari Ayah bernama M.Syafruddin, S.Pi dan Ibu Ir. Hj. Fadriani M.Si. Memiliki Adek yang bernama Rifdah Amelia. Jenjang Pendidikan pertama yang pernah ditempuh adalah TK Adhyaksa, Setelah setahun itu melanjutkan di SDN 02 Manurunge, kemudian setelah lulus Sekolah Dasar melanjutkan kejenjang Sekolah Menengah Pertama di SMPN 1 Watampone, dan melanjutkan ke Sekolah Menengah Atas di SMAN 3 Bone. Setelah lulus penulis berniat dan mendaftar di Universitas Hasanuddin pada Program Studi Peternakan Fakultas Peternakan. Pada tahun 2020 melalui SBMPTN, penulis diterima di Fakultas Peternakan, Universitas Hasanuddin, Makassar. Selama menjadi mahasiswa penulis aktif mengikuti organisasi PMB-UH LATENRITATTA, karena dengan berorganisasi penulis mendapatkan pengalaman-pengalaman yang baru, teman teman yang banyak serta relasi yang luas. Dan sampai saat ini penulis kuliah dan belajar serta mencari pengalaman baru dalam hidupnya untuk mencapai cita-cita dan menggapai harapan orang tua.