

## DAFTAR PUSTAKA

- Ahmed, Z. F., Alnuaimi, A. K., Askri, A., dan Tzortzakis, N. 2021. Evaluation of Lettuce (*Lactuca sativa* L.) production under hydroponic system: Nutrient solution derived from fish waste vs. Inorganic nutrient solution. *Horticulturae*, 7(9), 292.
- Albornoz, F., & Heinrich Lieth, J. 2015. Over fertilization limits lettuce productivity because of osmotic stress. *Chilean journal of agricultural research*, 75(3), 284-290.
- Amaral do, E. S., Vieira Silva, D., Dos Anjos, L., Schilling, A. C., Dalmolin, Â. C., & Mielke, M. S. 2019. Relationships between reflectance and absorbance chlorophyll indices with RGB (*Red, Green, Blue*) image components in seedlings of tropical tree species at nursery stage. *New Forests*, 50, 377-388.
- Appolloni, E., Orsini, F., Specht, K., Thomaier, S., Sanye-Mengual, E., Pennisi, G., & Gianquinto, G. 2021. The global rise of urban rooftop agriculture: A review of worldwide cases. *Journal of Cleaner Production*. 296: 126556.
- Armita, D., Wahdaniyah, H., & Al Amanah, H. 2022. Diagnosis visual masalah unsur hara esensial pada berbagai jenis tanaman. *Teknosains: Media Informasi Sains dan Teknologi*, 16(1), 139-150.
- Bannerjee, G., Sarkar, U., Das, S., & Ghosh, I. 2018. Artificial intelligence in agriculture: A literature survey. *International Journal of Scientific Research in Computer Science Applications and Management Studies*. 7(3): 1-6.
- Barickman, T. C., Horgan, T. E., Wheeler, J. R., & Sams, C. E. 2016. Elevated levels of potassium in greenhouse-grown red romaine lettuce impacts mineral nutrient and soluble sugar concentrations. *HortScience*, 51(5), 504-509.
- Bindu, B., Tejasundar, C., Amarnath, B. G., Prakash, B., Priyadarshini, R. 2020. Text Recognition From Images Using Image-processing Technique. *International Journal of Advanced Research in Computer Science*, 11 (1).
- Çalışkan, B., & Çalışkan, A. C. 2019. *Potassium nutrition in plants and its interactions with other nutrients in hydroponic culture: Improvement of Quality in Fruits and Vegetables Through Hydroponic Nutrient Management*. London: IntechOpen.
- Chrysargyris, A., Xylia, P., Anastasiou, M., Pantelides, I., & Tzortzakis, N. 2018. Effects of *Ascophyllum nodosum* seaweed extracts on lettuce growth, physiology and fresh-cut salad storage under potassium deficiency. *Journal of the Science of Food and Agriculture*, 98(15), 5861-5872.

- Cometti, N. N., Bremenkamp, D. M., Galon, K., Hell, L. R., & Zanotelli, M. F. 2013. Cooling and concentration of nutrient solution in hydroponic lettuce crop. *Horticultura Brasileira*, 31, 287-292.
- Dadhaniya, D., Roshni, B., Kinjal, H., Rutu, S., Lakhee, K., Adodariya, B. A., & Parsana, J. S. 2018. Impact of KNO<sub>3</sub> on major fruit crops. *Journal of Pharmacognosy and Phytochemistry*, 7(4): 2699-2702.
- Dahikar, S. S., & Rode, S. V. 2014. Agricultural crop yield prediction using artificial neural network approach. *International journal of innovative research in electrical, electronics, instrumentation and control engineering*, 2(1): 683-686.
- Das Choudhury, S., Bashyam, S., Qiu, Y., Samal, A., & Awada, T. 2018. Holistic and component plant phenotyping using temporal image sequence. *Plant methods*, 14(1): 1-21.
- Farid, M., Nasaruddin, Musa, Y., Ridwan, I., & Anshori, M.F. 2021. Effective screening of tropical wheat mutant lines under hydroponically induced drought stress using multivariate analysis approach. *Asian J. Plant Sci*, 20: 172-182.
- Furoidah, N. 2018. Efektivitas Penggunaan AB Mix terhadap Pertumbuhan Beberapa Varietas Sawi (*Brassica* sp). In *Prosiding Seminar Nasional Fakultas Pertanian UNS*. 2(1): A-239.
- Gonçalves, José Francisco de Carvalho., Ulysses Moreira dos Santos Junior., e Emerson Alves da Silva. 2008. Evaluation of a Portable Chlorophyll Meter to Estimate Chlorophyll Concentrations in Leaves of Tropical Wood Species From Amazonian Forest. *Hoehnea* 35(2): 185-188.
- Harahap, M. A., Harahap, F., dan Gultom, T. 2020. The effect of Ab mix nutrient on growth and yield of pak choi (*Brassica chinensis* L.) plants under hydroponic wick system condition. In *Journal of Physics: Conference Series*, 1485 (1), p. 012028). IOP Publishing.
- Hassan, M. N., Mekkawy, S. A., Mahdy, M., Salem, K. F., & Tawfik, E. 2021. Recent molecular and breeding strategies in lettuce (*Lactuca* spp.). *Genetic Resources and Crop Evolution*, 68, 3055-3079.
- Hasidah, Mukarlina, dan Rousdy, D. W. 2017. Kandungan pigmen klorofil, karotenoid dan antosianin daun caladium. *Jurnal Protobiont*, 6(2).
- Hermawati, H., Maryono, M. Y., Dasumiati, D., Junaidi, J., & Sugoro, I. 2022. Nilai Duga Keragaman Genetik, Heritabilitas, dan Korelasi antar Karakter Mutan Rumput Gajah Generasi MV3. *Jurnal Ilmiah Aplikasi Isotop dan Radiasi*, 18(1), 1-9.
- Hosseini, H., Mozafari, V., Roosta, H. R., Shirani, H., van de Vlasakker, P. C., & Farhangi, M. 2021. Nutrient use in vertical farming: Optimal electrical

conductivity of nutrient solution for growth of lettuce and basil in hydroponic cultivation. *Horticulturae*, 7(9): 283.

- Inthichack, P., Nishimura, Y., & Fukumoto, Y. 2012. Effect of potassium sources and rates on plant growth, mineral absorption, and the incidence of tip burn in cabbage, celery, and lettuce. *Horticulture, Environment, and Biotechnology*, 53(2), 135-142.
- Islam, M., Mohanta, H., Ismail, M., Rafii, M., dan Malek, M. 2013. Genetic variability and trait relationship in cherry tomato (*Solanum lycopersicum* L. var. *cerasiforme* (Dunnal) A. Gray). *Bangladesh Journal of Botany*, 41(2), 163–167.
- Izzah, N. K & Reflinur. 2018. Pemilihan Tetua Persilangan pada Kubis (*Brassica oleracea* var. *capitata*) melalui Analisis Keragaman Genetik [Parental Line Selection in Cabbage (*Brassica oleracea* var. *capitata*) through Genetic Diversity Analysis]. *Jurnal Hortikultura*, 28(1): 33-40.
- Jameela, H., Sugiharto, A.N., & Soegianto, A. 2014. Keragaman Genetik dan Heritabilitas Karakter Komponen Hasil pada Populasi F2 Buncis (*Phaseolus vulgaris* L.) Hasil Persilangan Varietas Introduksi dengan Varietas Lokal. *Jurnal Produksi Tanaman* 2(4): 324-329.
- Jeyalakshmi, S., & Radha, R. (2017). A Review On Diagnosis Of Nutrient Deficiency Symptoms In Plant Leaf Image Using Digital Image Processing. *ICTACT Journal on Image & Video Processing*, 7(4).
- Kementrian Pertanian. 2019. *Statistik Pertanian*. Jakarta: Pusat Data dan Sistem Informasi Pertanian Kementerian Pertanian Republik Indonesia.
- Kim, S. L., Kim, N., Lee, H., Lee, E., Cheon, K. S., Kim, M., & Kim, K. H. 2020. High-throughput phenotyping platform for analyzing drought tolerance in rice. *Planta*, 252(3): 1-18.
- Laksono, R. A. 2021. Interval Waktu Pemberian Nutrisi Terhadap Produksi Tanaman Selada Hijau (*Lactuca sativa* L) Varietas New Grand Rapid Pada Sistem Aeroponik. Paspalum: Jurnal Ilmiah Pertanian, 9(1), 1-6.
- Latte, M. V., & Shidnal, S. 2016. Multiple nutrient deficiency detection in paddy leaf images using color and pattern analysis. *International Conference on Communication and Signal Processing (ICCSP)* (pp. 1247-1250). IEEE.
- Laraswati, A. A., Padjung, R., Farid, M., Nasaruddin, N., Anshori, M. F., Nur, A., & Sakinah, A. I. 2021. Image Based-Phenotyping and Selection Index Based on Multivariate Analysis for Rice Hydroponic Screening under Drought Stress. *Plant Breed Biotech*, 9(4): 272-286.
- Laraswati, A. A. 2019. Uji Varietas Selada Lollo Rossa (*Lactuca Sativa* Var. *Crispa*) Pada Beberapa Perbandingan Ammonium Nitrat Secara Hidroponik. *Skripsi*. Fakultas Pertanian, Universitas Hasanuddin.

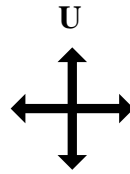
- Li, Y., Shi, R., Jiang, H., Wu, L., Zhang, Y., Song, S., dan Liu, H. 2020. End-of-day LED lightings influence the leaf color, growth and phytochemicals in two cultivars of lettuce. *Agronomy*, 10(10), 1475.
- Manuhuttu, A. P., Rehatta, H., & Kailola, J. J. G. 2018. Pengaruh konsentrasi pupuk hayati bioboost terhadap peningkatan produksi tanaman selada (*Lactuca sativa*. L). *Agrologia*, 3(1).
- Mattjik, A. A. & Sumertajaya, I. M. 2011. *Sidik peubah ganda dengan menggunakan SAS*. Bogor: IPB Press.
- Mujiono, J. 2016. Penerapan Sistem Tanam Hidroponik Secara Vertikultur pada Tanaman Sayur Selada. *Skripsi*. Fakultas Pertanian, Universitas Sebelas Maret, Semarang.
- Mutka, A. M., & Bart, R. S. 2015. Image-based phenotyping of plant disease symptoms. *Frontiers in plant science*, 5: 734.
- Mutakin, J., Supriyadi, R. E., & Maesyaroh, S. S. 2019. Uji komponen hasil dan variabilitas selada merah (*Lactuca sativa* L.) pada sistem hidroponik deep flow tehnik (DFT). *Composite: Jurnal Ilmu Pertanian*, 1(2), 83-89.
- Nasaruddin. 2019. *Buku Pedoman Praktikum Fisiologi Tumbuhan*. Universitas Hasanuddin: Makassar.
- Nasaruddin & Musa, Y. 2012. *Nutrisi Tanaman*. Makassar: Masagena Press.
- Puspa, D. K. 2017. Pengaruh Sistem Budidaya Organik Dan Hidroponik Terhadap Pertumbuhan dan Produksi Tanaman Bawang Merah (*Allium ascalonicum* L.) 'Brebes' di Rumah Kaca. *Skripsi*. Fakultas Pertanian, Universitas Lampung, Lampung.
- Rakhman, A., Lanya B., Rosadi, R. A. B., & Kadir, M. Z. 2015. Pertumbuhan Tanaman Sawi Menggunakan Sistem Hidroponik dan Akuaponik. *Jurnal Teknik Pertanian Lampung*, 4(4): 245-254.
- Roidah, I. S. 2016. Pemanfaatan Lahan Dengan Menggunakan Sistem Hidroponik. *Jurnal Universitas Tulungagung BONOROWO*, Yogyakarta.
- Sahana, M., Reshma, H., Pavithra, R., & Kavya, B. S. 2022. Plant Leaf Disease Detection Using Image-processing. *In Emerging Research in Computing, Information, Communication and Applications*, 789: 161-168.
- Saparianto, C. 2013. *Grow Your Own Vegetables-Panduan Praktis Menanam 14 Sayuran Konsumsi Populer di Pekarangan*. Yogyakarta: Penebar Swadaya.
- Sapkota, S., Sapkota, S., dan Liu, Z. 2019. Effects of nutrient composition and lettuce cultivar on crop production in hydroponic culture. *Horticulturae*, 5(4), 72.

- Saroh, M., Syawaluddin, S., & Harahap, I. S. 2017. Pengaruh Jenis Media Tanam dan Larutan Ab Mix dengan Konsentrasi Berbeda pada Pertumbuhan dan Hasil Produksi Tanaman Selada (*Lactuca sativa* L) dengan Hidroponik Sistem Sumbu. *Jurnal AGROHITA: Jurnal Agroteknologi Fakultas Pertanian Universitas Muhammadiyah Tapanuli Selatan*, 1(1): 29-37.
- Setiawan, N. D. 2018. Otomasi Pencampur Nutrisi Hidroponik Sistem NTF. *Jurnal Teknik Informatika Unika St. Thomas*, 3(2): 78-82.
- Siddiqui, F., Amiri, S., Minhas, U. I., Deng, T., Woods, R., Rafferty, K., & Crookes, D. 2019. Fpga-based processor acceleration for image-processing applications. *Journal of Imaging*, 5(1): 16.
- Silla, F., González-Gil, A., González-Molina, M.E., Mediavilla, S., & Escudero, A. 2010. Estimation of Chlorophyll in Quercus Leaves Using a Portable Chlorophyll Meter: Effects of Species and Leaf Age. *Annals of Forest Science* 67(1): 108.
- Stevens, G., Motavalli, P., Scharf, P., Nathan, M., & Dunn, D. 2018. Crop nutrient deficiencies & toxicities. Columbia: MU Extension
- Sublett, W. L., Barickman, T. C., & Sams, C. E. 2018. The effect of environment and nutrients on hydroponic lettuce yield, quality, and phytonutrients. *Horticulturae*, 4(4): 48.
- Sumadji, A. R. 2021. Pengaruh Pencemaran Udara Terhadap Jumlah dan Ukuran Stomata Pada Tanaman Peneduh Tepi Jalan di Kota Madiun. *Biospektrum Jurnal Biologi*, 1(02).
- Sundar, L. S., & Chen, G. S. 2020. Study on the growth performance of lettuce (*Lactuca sativa*) and pak choi (*Brassica chinensis*) in different aquaponic growing systems. *Horticulturae*, 6(4): 69.
- Syukur, M., Sujiprihati, S., dan Rahmi, Y. 2015. *Teknik Pemuliaan Tanaman (Edisi Revisi)*. Penebar Swadaya. Jakarta.
- Thakulla, D., Dunn, B., Hu, B., Goad, C., & Maness, N. 2021. Nutrient solution temperature affects growth and Brix parameters of seventeen lettuce cultivars grown in an NFT hydroponic system. *Horticulturae*, 7(9), 321.
- Toboso-Chavero, S., Nadal, A., Petit-Boix, A., Pons, O., Villalba, G., Gabarrell, X., & Rieradevall, J. 2019. Towards productive cities: environmental assessment of the food-energy-Water Nexus of the urban roof mosaic. *Journal of industrial ecology*, 23(4): 767-780.
- Triwahyuni, E., & Lasmini, S. A. 2020. Pengaruh Konsentrasi Nutrisi Ab Mix Terhadap Pertumbuhan Dan Hasil Tanaman Selada Merah (*Lactuca sativa* var. *Red Rapids*) Sistem Hidroponik. *Agrotekbis: E-Jurnal Ilmu Pertanian*, 8(6): 1410-1416.

- Umar, U.F., Akhmadi Y.N., & Sanyoto. 2016. *Jago Bertanam Hidroponik untuk Pemula*. Agro Media Pustaka, Jakarta.
- United Nations; Department of Economic and Social Affairs; Population Division. World Population Prospects. 2019: Highlights; UN: New York, NY, USA, 2019; ISBN 978-92-1-148316-1.
- Wahyuningsih, A., Fajriani, S., & Aini, N. 2017. Komposisi nutrisi dan media tanam terhadap pertumbuhan dan hasil tanaman pakcoy (*Brassica rapa* L.) sistem hidroponik. *Jurnal Produksi Tanaman*, 4(8).
- Wantini, L. 2013. Keragaman Genetik dan Heritabilitas Karakter Agronomi Kedelai (*Glycine max* [L.] Merrill) Generasi F3 Hasil Persilangan Wilis x B3570. *Skripsi*. Universitas Lampung, Lampung.
- Warganegara, G.R. 2014. Pengaruh Konsentrasi Nitrogen dan Plant Catalyst terhadap Pertumbuhan dan Hasil Tanaman Selada (*Lactuca sativa* L.) Secara Hidroponik. *Skripsi*. Universitas Lampung, Lampung.
- Wenceslau, D. D. S. L., de Oliveira, D. F., de Oliveira Rabelo, H., Ferbonink, G. F., Gomes, L. A. A., Leonel, É. C. A., & Caione, G. (2021). Nitrate concentration and nitrate/ammonium ratio on lettuce grown in hydroponics in Southern Amazon. *African journal of agricultural research*, 17(6), 862-868.
- Widiastuti. 2018. Pengaruh Variasi Frekuensi Bunyi “Garengpung” (*Dundubia manifera*) terhadap Luasan Bukaan Stomata pada Tanaman Jagung (*Zea mays* L.) dengan Perhitungan Eliptis. *Skripsi*. Universitas Negeri Yogyakarta, Yogyakarta.
- Yadav, S. P., Ibaraki, Y., & Dutta Gupta, S. 2010. Estimation of the chlorophyll content of micropropagated potato plants using RGB based image analysis. *Plant Cell, Tissue and Organ Culture (PCTOC)*, 100, 183-188.
- Zhang, G., Johkan, M., Hohjo, M., Tsukagoshi, S., & Maruo, T. 2017. Plant growth and photosynthesis response to low potassium conditions in three lettuce (*Lactuca sativa*) types. *The Horticulture Journal*, OKD-008.

# LAMPIRAN

Gambar Lampiran 1. Denah Penelitian



k2			k1		
u1	u2	u3	u1	u2	u3
v5	v8	v2	v1	v4	v2
v2	v4	v7	v6	v7	v5
v8	v5	v1	v5	v2	v8
v1	v6	v8	v2	v8	v6
v6	v2	v4	v8	v1	v4
v7	v1	v5	v7	v5	v7
v4	v7	v6	v4	v6	v1
k4			k3		
u1	u2	u3	u1	u2	u3
v5	v1	v2	v5	v1	v7
v8	v4	v5	v2	v6	v8
v6	v8	v1	v8	v4	v2
v4	v5	v7	v4	v2	v6
v7	v2	v4	v7	v5	v1
v2	v6	v6	v6	v8	v5
v1	v7	v8	v1	v7	v4

**Keterangan:**

u = Ulangan

Faktor pertama, K = komposisi nutrisi hidroponik

k1 = Kalium 346 ppm, perbandingan ammonium dan nitrat 1:3,8

k2 = Kalium 376 ppm, perbandingan ammonium dan nitrat 1:4

Faktor kedua, V = varietas selada

v1 = Grand Rapids

v2 = Karina

v3 = RZ Junction

v4 = Batavia Maritima

k3 = Kalium 406 ppm, perbandingan ammonium dan nitrat 1:4,2

k4 = Kalium 436 ppm, perbandingan ammonium dan nitrat 1:4,4

v5 = Batavia Caipira

v6 = Batavia Brava

v7 = Batavia Pearl Germ



Tabel Lampiran 1. Deskripsi Selada Varietas Grand Rapid

Asal	: Known You Seed Pte. Ltd, Taiwan
Nama Vairetas	: Grand Rapid
Silsilah	: Kode galur asal 953
Golongan varietas	: menyerbuk silang
Bentuk tanaman	: pendek kompak
Tinggi tanaman	: 27-32 cm
Umur panen	: 35-40 HST
Warna daun	: hijau kekuningan
Bentuk daun	: keriting
Bentuk batang	: silindris pendek
Diameter batang	: 2-3 cm
Bentuk krop	: tidak membentuk krop
Berat per tanaman	: 570-635 g
Rasa	: agak manis, renyah
Daya simpan pada suhu kamar	: 2-3 hari
Keterangan	: beradaptasi dengan baik di dataran sedang sampai tinggi dengan ketinggian 600-1.200 m dpl pada suhu 15-20°C
Pengusul	: Chang Kuang Hsien (Known You Seed Distribution (S.E.A.) Pte. Ltd. Indonesia Representative Office)
Peneliti	: Huang Kuang Hsien (Known You Seed Pte. Ltd.)

Sumber: Keputusan Menteri Pertanian, 2006

Tabel Lampiran 2. Deskripsi Selada Varietas Karina

---

Asal	: PT. East West Seed Indonesia
Silsilah	: ( <i>Red Salad Bowl</i> x Cambodia) x Aerophonic 712
Golongan varietas	: menyerbuk sendiri
Tinggi tanaman	: 15 – 19 cm
Bentuk penampang batang	: bulat
Diameter batang	: 1,6 – 2,0 cm
Warna batang	: putih
Bentuk daun	: bulat telur
Panjang daun	: 15 – 19 cm
Lebar pangkal daun	: 4,0 – 5,7 cm
Lebar tengah daun	: 8,2 – 11,3 cm
Lebar ujung daun	: 11,1 – 18,4 cm
Warna daun terluar	: hijau kekuningan
Umur panen	: 24 – 25 hari setelah tanam
Rasa	: agak manis
Berat per tanaman	: 250 – 270 g
Ketahanan terhadap penyakit	: toleran terhadap busuk basah soft rot <i>Erwinia carotovora</i>
Pengusul	: PT. East West Seed Indonesia
Peneliti	: Nurul Hidayati, Ita Rohita (PT. East West Seed Indonesia)

---

Sumber: Keputusan Menteri Pertanian, 2008

Tabel Lampiran 3. Deskripsi Selada Varietas RZ Junction

---

Asal	: Rijk Zwaan
Silsilah	: Junction RZ
Model benih	: Pills
Rasa	: Manis
Jenis tanaman	: Annual
Umur panen	: 40-45 HST
Mudah hidup di	: Dataran rendah dan tinggi
Bentuk tanaman	: Daun tebal dan lebih pendek
Warna daun	: Hijau terang
Bentuk daun	: Keriting (tepi bergerigi)
Tinggi tanaman	: 20-30 cm
Bobot segar total	: ±150 gram
Produksi benih	: Rijk Zwan USA, Inc Salinas USA

---

Sumber: Zwaan, 2015

Tabel Lampiran 4. Deskripsi Selada Varietas Batavia Maritima

---

Asal	: PT. Indogreen Seed Indonesia
Nama Varietas selada	: Batavia Maritima
Bentuk tanaman	: berbentuk bola
Tinggi tanaman	: 27-32 cm
Umur panen	: 45 hari setelah tanam
Warna daun	: hijau agak tua dan mengkilap
Bentuk daun	: keriting
Bentuk krop	: melebar
Bentuk batang	: silindris pendek
Tinggi tanaman	: 20-30cm
Diameter batang	: 2 cm
Berat per tanaman	: 170-200 g
Rasa	: agak manis
Produksi benih	: PT. Indogreen Seed Indonesia

---

Tabel Lampiran 5. Deskripsi Selada Varietas Batavia Caipira

---

Asal	: PT. Indogreen Seed Indonesia
Nama Varietas selada	: Batavia Caipira
Bentuk tanaman	: pendek berbentuk bola
Umur panen	: 45 hari setelah tanam
Warna daun	: hijau
Bentuk daun	: keriting
Bentuk krop	: membentuk krop yang seragam
Bentuk batang	: silindris pendek
Tinggi tanaman	: 25-30cm
Diameter batang	: 3-5 cm
Berat per tanaman	: $\pm 250$ g
Rasa	: manis, renyah
Produksi benih	: PT. Indogreen Seed Indonesia

---

Tabel Lampiran 6. Deskripsi Selada Varietas Batavia Brava

---

Asal	: PT. <i>Indogreen</i> Seed Indonesia
Nama Varietas selada	: Batavia Brava
Bentuk tanaman	: tinggi bulat
Umur panen	: 30-40 hari setelah tanam
Warna daun	: hijau
Bentuk daun	: keriting
Bentuk krop	: membentuk krop yang melebar
Berat per tanaman	: 150-185 g
Bentuk batang	: silindris pendek
Tinggi tanaman	: $\pm 30$ cm
Diameter batang	: 3-5 cm
Rasa	: agak manis
Produksi benih	: PT. <i>Indogreen</i> Seed Indonesia

---

Tabel Lampiran 7. Deskripsi Selada Varietas Batavia Pearl Germ

---

Asal	: PT. Indogreen Seed Indonesia
Nama Varietas selada	: Batavia Pearl Germ
Bentuk tanaman	: memanjang bulat
Umur panen	: 35-45 hari setelah tanam
Warna daun	: hijau
Bentuk daun	: keriting
Bentuk batang	: silindris panjang
Tinggi tanaman	: 25-30cm
Diameter batang	: 2 cm
Berat per tanaman	: $\pm 150$ g
Rasa	: agak manis
Produksi benih	: PT. Indogreen Seed Indonesia

---

Tabel Lampiran 8a. Rata-rata Jumlah Daun (helai)

Komposisi Nutrisi	Varietas	Ulangan			Total Varietas	Total Nutrisi	Rerata
		U1	U2	U3			
k1	v1	15.33	17.00	19.33	51.67	404.33	17.22
	v2	18.00	19.67	20.67	58.33		19.44
	v3	18.67	19.67	21.67	60.00		20.00
	v4	24.33	26.00	27.67	78.00		26.00
	v5	19.33	21.33	22.33	63.00		21.00
	v6	15.67	16.00	17.00	48.67		16.22
	v7	14.00	15.67	15.00	44.67		14.89
k2	v1	16.00	17.33	19.67	53.00	422.67	17.67
	v2	18.67	20.00	22.00	60.67		20.22
	v3	19.67	21.67	22.67	64.00		21.33
	v4	25.00	23.00	26.67	74.67		24.89
	v5	19.67	20.33	23.33	63.33		21.11
	v6	17.33	16.67	20.67	54.67		18.22
	v7	14.67	17.33	20.33	52.33		17.44
k3	v1	15.67	18.33	21.00	55.00	459.00	18.33
	v2	20.00	22.33	24.33	66.67		22.22
	v3	21.67	22.00	23.33	67.00		22.33
	v4	25.00	28.33	27.67	81.00		27.00
	v5	20.67	21.67	25.67	68.00		22.67
	v6	17.00	19.33	25.33	61.67		20.56
	v7	17.00	18.67	24.00	59.67		19.89
k4	v1	15.33	15.67	20.00	51.00	428.00	17.00
	v2	17.67	19.33	21.67	58.67		19.56
	v3	20.67	21.67	18.33	60.67		20.22
	v4	26.33	27.33	27.67	81.33		27.11
	v5	17.33	22.33	24.00	63.67		21.22
	v6	18.33	18.33	22.67	59.33		19.78
	v7	14.00	17.33	22.00	53.33		17.78
Total		1761.33	523.00	564.33	626.67	1714.00	20.40

Tabel Lampiran 8b. Sidik Ragam Jumlah Daun (helai)

SK	DB	JK	KT	F. HIT	F. Tabel	
					0.05	0.01
Nutrisi	3	73.74	24.58	13.46**	2.80	4.22
Ulangan dalam Nutrisi	8	203.26	25.41	13.92**	2.14	2.91
Varietas	6	662.05	110.34	60.44**	2.29	3.20
Nutrisi x Varietas	18	40.67	2.26	1.24tn	1.82	2.33
Galat	48	87.63	1.83			
Total	83	1067.35				

KK = 6.62%

Keterangan: tn = tidak nyata, \*\* = sangat nyata



Tabel Lampiran 9a. Rata-rata Panjang Daun (cm)

Komposisi Nutrisi	Varietas	Ulangan			Total Varietas	Total Nutrisi	Rerata
		U1	U2	U3			
k1	v1	14.00	19.00	12.67	45.67	325.90	17.22
	v2	10.00	11.67	16.67	38.33		19.44
	v3	13.67	18.07	18.07	49.80		20.00
	v4	15.33	17.33	18.00	50.67		26.00
	v5	15.33	16.33	18.33	50.00		21.00
	v6	14.88	15.88	17.67	48.43		16.22
	v7	13.67	14.33	15.00	43.00		14.89
k2	v1	15.00	16.00	16.67	47.67	359.61	17.67
	v2	16.00	17.00	19.00	52.00		20.22
	v3	16.67	17.67	18.33	52.67		21.33
	v4	16.67	14.33	18.69	49.69		24.89
	v5	17.00	18.00	16.88	51.88		21.11
	v6	20.00	19.00	19.00	58.00		18.22
	v7	15.67	14.33	17.71	47.71		17.44
k3	v1	15.33	16.00	17.83	49.16	384.47	18.33
	v2	17.33	16.67	19.52	53.52		22.22
	v3	16.67	17.00	24.67	58.33		22.33
	v4	17.67	18.33	17.46	53.46		27.00
	v5	17.67	18.67	19.67	56.00		22.67
	v6	21.00	18.67	23.33	63.00		20.56
	v7	15.67	18.67	16.67	51.00		19.89
k4	v1	14.50	12.67	13.79	40.96	326.31	17.00
	v2	16.33	15.07	19.87	51.27		19.56
	v3	14.67	16.33	15.00	46.00		20.22
	v4	12.67	13.67	15.67	42.00		27.11
	v5	14.67	15.67	15.65	45.98		21.22
	v6	15.33	16.00	17.33	48.67		19.78
	v7	16.67	17.00	17.77	51.44		17.78
Total		440.05	459.35	496.89	1396.29	1396.29	16.62

Tabel Lampiran 9b. Sidik Ragam Panjang Daun (cm)

SK	DB	JK	KT	F. Hitung	F. Tabel	
					0.05	0.01
Nutrisi	3	115.26	38.42	16.35**	2.80	4.22
Ulangan dalam Nutrisi	8	74.51	9.31	3.96**	2.14	2.91
Varietas	6	62.36	10.39	4.42**	2.29	3.20
Nutrisi x Varietas	18	82.20	4.57	1.94*	1.82	2.33
Galat	48	112.77	2.35			
Total	83	447.11				

KK = 9.22%

Keterangan: \* = nyata, \*\* = sangat nyata

Tabel Lampiran 10a. Rata-rata Lebar Daun (cm)

Komposisi Nutrisi	Varietas	Ulangan			Total Varietas	Total Nutrisi	Rerata
		U1	U2	U3			
k1	v1	8.33	9.00	9.33	26.67	215.14	8.89
	v2	10.00	10.00	12.33	32.33		10.78
	v3	9.67	9.67	13.33	32.67		10.89
	v4	11.00	8.67	11.80	31.47		10.49
	v5	10.33	10.33	11.33	32.00		10.67
	v6	10.67	10.67	11.67	33.00		11.00
	v7	8.67	8.67	9.67	27.00		9.00
k2	v1	10.00	9.33	9.00	28.33	228.95	9.44
	v2	11.00	10.43	13.35	34.78		11.59
	v3	8.33	9.67	15.50	33.50		11.17
	v4	10.67	10.00	11.33	32.00		10.67
	v5	10.33	10.33	12.67	33.33		11.11
	v6	11.00	10.33	13.33	34.67		11.56
	v7	10.00	10.00	12.33	32.33		10.78
k3	v1	10.67	11.00	9.33	31.00	263.54	10.33
	v2	13.33	11.67	14.33	39.33		13.11
	v3	13.67	12.67	15.00	41.33		13.78
	v4	13.35	11.00	13.35	37.69		12.56
	v5	15.67	11.33	15.67	42.67		14.22
	v6	14.00	10.67	14.00	38.67		12.89
	v7	10.33	10.00	12.51	32.85		10.95
k4	v1	9.00	8.67	11.20	28.87	213.42	9.62
	v2	12.09	11.00	12.09	35.18		11.73
	v3	9.67	9.67	9.00	28.33		9.44
	v4	8.67	8.67	10.33	27.67		9.22
	v5	9.00	11.00	11.87	31.87		10.62
	v6	8.67	8.67	12.00	29.33		9.78
	v7	10.08	12.00	10.08	32.17		10.72
Total		298.19	285.10	337.76	921.05	921.05	10.96

Tabel Lampiran 10b. Sidik Ragam Lebar Daun (cm)

SK	DB	JK	KT	F. Hitung	F. Tabel	
					0.05	0.01
Nutrisi	3	77.23	25.74	21.64**	2.80	4.22
Ulangan dalam Nutrisi	8	66.90	8.36	7.03**	2.14	2.91
Varietas	6	45.32	7.55	6.35**	2.29	3.20
Nutrisi x Varietas	18	30.09	1.67	1.41tn	1.82	2.33
Galat	48	57.09	1.19			
Total	83	276.64				

KK = 9.95%

Keterangan: tn = tidak nyata, \*\* = sangat nyata

Tabel Lampiran 11a. Rata-rata Luas Daun (cm)

Komposisi Nutrisi	Varietas	Ulangan			Total Varietas	Total Nutrisi	Rerata
		U1	U2	U3			
k1	v1	66.50	97.47	67.39	231.36	1917.49	77.12
	v2	57.00	66.50	117.17	240.67		80.22
	v3	80.30	104.54	127.29	312.14		104.05
	v4	96.14	85.63	121.10	302.87		100.96
	v5	90.31	96.20	118.43	304.95		101.65
	v6	93.49	99.57	111.48	304.54		101.51
	v7	67.51	70.81	82.65	220.97		73.66
k2	v1	85.50	80.12	90.50	256.12	2249.56	85.37
	v2	105.32	106.03	134.58	345.93		115.31
	v3	89.17	107.38	141.98	338.52		112.84
	v4	106.33	86.70	110.72	303.75		101.25
	v5	105.13	111.02	111.90	328.05		109.35
	v6	128.40	114.91	138.40	381.71		127.24
	v7	94.30	86.70	114.48	295.48		98.49
k3	v1	93.23	100.32	94.83	288.38	2774.87	96.13
	v2	131.73	120.83	149.48	402.05		134.02
	v3	159.83	122.74	180.90	463.47		154.49
	v4	134.40	124.95	122.83	382.18		127.39
	v5	157.76	120.59	175.62	453.97		151.32
	v6	167.58	113.49	186.20	467.27		155.76
	v7	92.28	106.40	118.88	317.55		105.85
k4	v1	74.39	62.57	88.06	225.02	1906.04	75.01
	v2	112.56	94.47	136.95	343.98		114.66
	v3	80.81	90.00	76.95	247.76		82.59
	v4	62.57	67.51	92.28	222.36		74.12
	v5	75.24	98.23	105.89	279.36		93.12
	v6	75.75	79.04	118.56	273.35		91.12
	v7	95.79	116.28	102.13	314.20		104.73
Total		2779.33	2731.00	3337.63	8847.96	8847.96	105.33

Tabel Lampiran 11b. Sidik Ragam Luas Daun (cm)

SK	DB	JK	KT	F. Hitung	F. Tabel	
					0.05	0.01
Nutrisi	3	23742.56	7914.19	40.84**	2.80	4.22
Ulangan dalam Nutrisi	8	9745.56	1218.19	6.29**	2.14	2.91
Varietas	6	11393.23	1898.87	9.80**	2.29	3.20
Nutrisi x Varietas	18	9596.64	533.15	2.75**	1.82	2.33
Galat	48	9300.53	193.76			
Total	83	63778.51				

KK = 12.98%

Keterangan: \*\* = sangat nyata

Tabel Lampiran 12a. Rata-rata Panjang Akar (cm)

Komposisi Nutrisi	Varietas	Ulangan			Total Varietas	Total Nutrisi	Rerata
		U1	U2	U3			
k1	v1	34.33	32.33	37.67	104.33	713.50	34.78
	v2	33.67	34.67	35.67	104.00		34.67
	v3	40.33	30.00	30.00	100.33		33.44
	v4	35.00	39.33	36.33	110.67		36.89
	v5	27.00	29.00	37.00	93.00		31.00
	v6	43.33	33.00	33.33	109.67		36.56
	v7	29.67	30.17	31.67	91.50		30.50
k2	v1	38.00	41.67	41.67	121.33	943.04	40.44
	v2	45.67	51.00	48.00	144.67		48.22
	v3	39.00	40.67	41.00	120.67		40.22
	v4	46.33	48.67	49.67	144.67		48.22
	v5	37.33	49.00	37.33	123.67		41.22
	v6	52.00	52.70	54.00	158.70		52.90
	v7	43.00	40.67	45.67	129.33		43.11
k3	v1	42.00	43.33	43.67	129.00	1035.00	43.00
	v2	48.67	52.00	53.67	154.33		51.44
	v3	44.33	36.67	47.67	128.67		42.89
	v4	47.67	55.33	52.00	155.00		51.67
	v5	35.33	44.33	49.33	129.00		43.00
	v6	58.67	61.33	62.00	182.00		60.67
	v7	49.33	53.67	54.00	157.00		52.33
k4	v1	34.67	46.33	46.00	127.00	864.17	42.33
	v2	41.67	42.33	45.00	129.00		43.00
	v3	37.67	32.00	41.00	110.67		36.89
	v4	40.67	51.67	40.67	133.00		44.33
	v5	33.67	35.17	36.67	105.50		35.17
	v6	48.00	50.67	53.00	151.67		50.56
	v7	35.33	36.67	35.33	107.33		35.78
Total		1142.33	1194.37	1219.00	3555.70	3555.70	42.33

Tabel Lampiran 12b. Sidik Ragam Panjang Akar (cm)

SK	DB	JK	KT	F. Hitung	F. Tabel	
					0.05	0.01
Nutrisi	3	2650.15	883.3837	69.23**	2.80	4.22
Ulangan dalam Nutrisi	8	211.74	26.47	2.07tn	2.14	2.91
Varietas	6	1448.65	241.44	18.92**	2.29	3.20
Nutrisi x Varietas	18	463.33	25.74	2.02*	1.82	2.33
Galat	48	612.46	12.76			
Total	83	5386.33				

KK = 8.44%

Keterangan: tn = tidak nyata, \* = nyata, \*\* = sangat nyata

Tabel Lampiran 13a. Rata-rata Volume Akar (ml)

Komposisi Nutrisi	Varietas	Ulangan			Total Varietas	Total Nutrisi	Rerata
		U1	U2	U3			
k1	v1	12.67	10.33	14.67	37.67	305.03	12.56
	v2	14.33	10.00	14.67	39.00		13.00
	v3	14.00	14.67	14.37	43.03		14.34
	v4	24.00	19.33	26.00	69.33		23.11
	v5	15.00	13.33	15.67	44.00		14.67
	v6	10.00	13.67	15.67	39.33		13.11
	v7	11.33	11.00	10.33	32.67		10.89
k2	v1	11.67	15.33	14.67	41.67	437.83	13.89
	v2	12.33	13.67	18.33	44.33		14.78
	v3	26.00	23.67	30.00	79.67		26.56
	v4	25.33	26.33	27.33	79.00		26.33
	v5	24.17	25.17	26.17	75.50		25.17
	v6	25.00	24.33	28.00	77.33		25.78
	v7	12.66	13.33	14.33	40.33		13.44
k3	v1	13.67	11.00	18.33	43.00	533.33	14.33
	v2	26.67	28.33	29.67	84.67		28.22
	v3	39.33	34.00	40.67	114.00		38.00
	v4	22.67	25.00	28.33	76.00		25.33
	v5	22.67	24.33	28.67	75.67		25.22
	v6	25.33	27.00	38.33	90.67		30.22
	v7	11.67	12.33	25.33	49.33		16.44
k4	v1	10.33	10.67	11.67	32.67	326.00	10.89
	v2	16.67	17.00	18.67	52.33		17.44
	v3	10.67	10.33	12.67	33.67		11.22
	v4	16.67	18.33	21.67	56.67		18.89
	v5	16.00	16.33	13.67	46.00		15.33
	v6	21.33	18.33	24.33	64.00		21.33
	v7	12.67	13.33	14.67	40.67		13.56
Total		504.83	500.50	596.87	1602.20	1602.20	19.07

Tabel Lampiran 13b. Sidik Ragam Volume akar (ml)

SK	DB	JK	KT	F. HIT	F. Tabel	
					0.05	0.01
Nutrisi	3	1604.66	534.89	135.28**	2.80	4.22
Ulangan dalam Nutrisi	8	292.60	36.57	9.25**	2.14	2.91
Varietas	6	1355.22	225.87	57.13**	2.29	3.20
Nutrisi x Varietas	18	1123.54	62.42	15.79**	1.82	2.33
Galat	48	189.78	3.95			
Total	83	4565.81				

KK = 10.42%

Keterangan: \*\* = sangat nyata

Tabel Lampiran 14a. Rata-rata Berat basah tajuk (g)

Komposisi Nutrisi	Varietas	Ulangan			Total Varietas	Total Nutrisi	Rerata
		U1	U2	U3			
k1	v1	122.33	122.33	129.00	373.67	2504.00	124.56
	v2	107.33	130.00	140.33	377.67		125.89
	v3	105.33	115.33	135.00	355.67		118.56
	v4	145.67	131.00	149.33	426.00		142.00
	v5	94.33	105.67	111.33	311.33		103.78
	v6	110.33	120.67	135.67	366.67		122.22
	v7	95.33	98.00	99.67	293.00		97.67
k2	v1	160.33	161.67	164.67	486.67	3679.33	162.22
	v2	190.00	190.67	206.33	587.00		195.67
	v3	119.33	114.00	129.00	362.33		120.78
	v4	140.33	150.67	157.33	448.33		149.44
	v5	259.67	249.33	262.67	771.67		257.22
	v6	205.00	210.67	213.00	628.67		209.56
	v7	129.67	133.33	131.67	394.67		131.56
k3	v1	153.67	161.33	176.67	491.67	4573.67	163.89
	v2	191.33	202.00	196.67	590.00		196.67
	v3	207.00	216.00	222.33	645.33		215.11
	v4	195.67	195.67	200.00	591.33		197.11
	v5	315.00	320.00	319.33	954.33		318.11
	v6	215.00	221.00	225.67	661.67		220.56
	v7	210.67	211.33	217.33	639.33		213.11
k4	v1	139.33	147.33	144.67	431.33	3236.00	143.78
	v2	181.67	185.67	197.33	564.67		188.22
	v3	70.00	69.67	79.67	219.33		73.11
	v4	170.00	170.00	169.67	509.67		169.89
	v5	227.33	241.00	247.00	715.33		238.44
	v6	87.67	87.33	269.33	444.33		148.11
	v7	89.00	93.00	169.33	351.33		117.11
Total		4438.33	4554.67	5000.00	13993.00	13993.00	166.58

Tabel Lampiran 14b. Sidik Ragam Berat basah tajuk (g)

SK	DB	JK	KT	F. HIT	F. Tabel	
					0.05	0.01
Nutrisi	3	106984.30	35661.42	27.96**	2.80	4.22
Ulangan dalam Nutrisi	8	10205.38	1275.672	3.18**	2.14	2.91
Varietas	6	76349.81	12724.97	31.75**	2.29	3.20
Nutrisi x Varietas	18	61070.29	3392.794	8.47**	1.82	2.33
Galat	48	19238.51	400.8022			
Total	83	273848.30				

KK = 9.38%

Keterangan: \*\* = sangat nyata

Tabel Lampiran 15a. Rata-rata Rasio Berat basah tajuk dan Akar (g)

Komposisi Nutrisi	Varietas	Ulangan			Total Varietas	Total Nutrisi	Rerata
		U1	U2	U3			
k1	v1	10.49	8.95	9.44	28.88	139.63	9.63
	v2	5.75	7.22	7.26	20.23		6.74
	v3	6.08	5.97	6.64	18.68		6.23
	v4	6.15	5.87	5.97	17.99		6.00
	v5	5.15	5.56	5.76	16.47		5.49
	v6	4.73	4.83	5.90	15.45		5.15
	v7	7.33	7.95	6.64	21.92		7.31
k2	v1	10.02	9.70	9.15	28.87	174.50	9.62
	v2	10.36	9.38	10.15	29.89		9.96
	v3	5.87	5.52	5.78	17.16		5.72
	v4	5.61	6.03	5.97	17.61		5.87
	v5	14.43	12.68	13.13	40.24		13.41
	v6	5.54	6.32	6.03	17.89		5.96
	v7	7.48	8.89	6.48	22.85		7.62
k3	v1	8.23	8.07	8.55	24.85	169.07	8.28
	v2	5.92	8.54	5.90	20.35		6.78
	v3	4.63	5.14	4.73	14.51		4.84
	v4	7.62	7.07	7.23	21.92		7.31
	v5	12.95	15.00	12.13	40.07		13.36
	v6	5.81	5.92	5.94	17.67		5.89
	v7	10.36	9.61	9.73	29.70		9.90
k4	v1	9.50	13.81	8.68	31.99	183.23	10.66
	v2	10.28	12.11	10.57	32.96		10.99
	v3	6.77	5.65	6.46	18.88		6.29
	v4	7.08	6.80	6.53	20.41		6.80
	v5	12.63	13.64	12.35	38.62		12.87
	v6	4.24	3.80	11.88	19.92		6.64
	v7	5.13	6.07	9.24	20.44		6.81
Total		216.16	226.06	224.21	666.43	666.43	7.93

Tabel Lampiran 15b. Sidik Ragam Rasio Berat basah tajuk dan Akar (g)

SK	DB	JK	KT	F. HIT	F. Tabel	
					0.05	0.01
Nutrisi	3	51.04	17.02	10.23**	2.80	4.22
Ulangan dalam Nutrisi	8	10.23	1.28	0.77tn	2.14	2.91
Varietas	6	301.79	50.30	30.24**	2.29	3.20
Nutrisi x Varietas	18	163.65	9.09	5.47**	1.82	2.33
Galat	48	79.83	1.66			
Total	83	606.54				

KK = 16.25%

Keterangan: tn = tidak nyata, \*\* = sangat nyata

Tabel Lampiran 15a. Rata-rata Produksi (g)

Komposisi Nutrisi	Varietas	Ulangan			Total Varietas	Total Nutrisi	Rerata
		U1	U2	U3			
k1	v1	134.00	136.00	142.67	412.67	2895.33	137.56
	v2	126.00	148.00	159.67	433.67		144.56
	v3	122.67	134.67	155.33	412.67		137.56
	v4	169.33	153.33	174.33	497.00		165.67
	v5	112.67	124.67	130.67	368.00		122.67
	v6	133.67	145.67	158.67	438.00		146.00
	v7	108.33	110.33	114.67	333.33		111.11
k2	v1	176.33	178.33	182.67	537.33	4144.67	179.11
	v2	208.33	211.00	226.67	646.00		215.33
	v3	139.67	134.67	151.33	425.67		141.89
	v4	165.33	175.67	183.67	524.67		174.89
	v5	277.67	269.00	282.67	829.33		276.44
	v6	242.00	244.00	248.33	734.33		244.78
	v7	147.00	148.33	152.00	447.33		149.11
k3	v1	172.33	181.33	197.33	551.00	5186.00	183.67
	v2	223.67	225.67	230.00	679.33		226.44
	v3	251.67	258.00	269.33	779.00		259.67
	v4	221.33	223.33	227.67	672.33		224.11
	v5	339.33	341.33	345.67	1026.33		342.11
	v6	252.00	258.33	263.67	774.00		258.00
	v7	231.00	233.33	239.67	704.00		234.67
k4	v1	154.00	158.00	161.33	473.33	3612.67	157.78
	v2	199.33	201.00	216.00	616.33		205.44
	v3	80.33	82.00	92.00	254.33		84.78
	v4	194.00	195.00	195.67	584.67		194.89
	v5	245.33	258.67	267.00	771.00		257.00
	v6	108.33	110.33	292.00	510.67		170.22
	v7	106.33	108.33	187.67	402.33		134.11
Total		5042.00	5148.33	5648.33	15838.67	15838.67	188.56

Tabel Lampiran 16b. Sidik Ragam Produksi (g)

SK	DB	JK	KT	F. HIT	F. Tabel	
					0.05	0.01
Nutrisi	3	132918.4	44306.12	112.78**	2.80	4.22
Ulangan dalam Nutrisi	8	11440.09	1430.01	3.64**	2.14	2.91
Varietas	6	80309.60	13384.93	34.07**	2.29	3.20
Nutrisi x Varietas	18	68050.92	3780.61	9.62**	1.82	2.33
Galat	48	18856.94	392.85			
Total	83	311575.9				

KK = 10.51%

Keterangan: \*\* = sangat nyata



Tabel Lampiran 17a. Rata-rata Kandungan Klorofil A ( $\mu\text{mol.m}^{-2}$ )

Komposisi Nutrisi	Varietas	Ulangan			Total Varietas	Total Nutrisi	Rerata
		U1	U2	U3			
k1	v1	44.41	34.96	46.80	126.17	1107.41	42.06
	v2	51.69	45.01	46.80	143.50		47.83
	v3	64.68	64.18	64.93	193.80		64.60
	v4	56.38	33.64	35.62	125.63		41.88
	v5	84.37	55.83	65.93	206.13		68.71
	v6	63.93	42.89	69.58	176.40		58.80
	v7	48.55	46.80	40.42	135.77		45.26
k2	v1	51.69	42.89	35.29	129.88	1294.33	43.29
	v2	52.92	51.97	54.47	159.37		53.12
	v3	78.55	52.25	76.99	207.79		69.26
	v4	51.97	42.28	45.01	139.27		46.42
	v5	96.16	89.51	99.54	285.22		95.07
	v6	72.41	64.93	74.27	211.62		70.54
	v7	43.81	49.99	67.40	161.20		53.73
k3	v1	41.97	64.43	65.93	172.33	1390.83	57.44
	v2	49.41	66.17	68.37	183.96		61.32
	v3	61.13	50.27	66.69	178.09		59.36
	v4	38.21	53.37	55.02	146.59		48.86
	v5	97.86	99.72	101.37	298.96		99.65
	v6	77.44	78.55	66.67	222.65		74.22
	v7	65.43	56.38	66.42	188.23		62.74
k4	v1	40.73	50.56	53.09	144.38	1178.25	48.13
	v2	49.41	62.15	56.64	168.21		56.07
	v3	62.92	41.67	42.59	147.17		49.06
	v4	44.41	41.67	42.59	128.67		42.89
	v5	96.35	85.00	81.82	263.18		87.73
	v6	70.29	67.16	67.89	205.34		68.45
	v7	49.41	34.96	36.92	121.30		40.43
Total		1706.53	1569.22	1695.06	4970.82	4970.82	59.18

Tabel Lampiran 17b. Sidik Ragam Kandungan Klorofil A ( $\mu\text{mol.m}^{-2}$ )

SK	DB	JK	KT	F. HIT	F. Tabel	
					0.05	0.01
Nutrisi	3	2241.20	747.07	12.82**	2.80	4.22
Ulangan dalam Nutrisi	8	1240.48	155.06	2.66*	2.14	2.91
Varietas	6	15909.87	2651.64	45.49**	2.29	3.20
Nutrisi x Varietas	18	2185.48	121.41	2.08*	1.82	2.33
Galat	48	2797.85	58.29			
Total	83	24374.89				

KK = 12.90%

Keterangan: \* = nyata, \*\* = sangat nyata

Tabel Lampiran 18a. Rata-rata Kandungan Klorofil B ( $\mu\text{mol.m}^{-2}$ )

Komposisi Nutrisi	Varietas	Ulangan			Total Varietas	Total Nutrisi	Rerata
		U1	U2	U3			
k1	v1	49.45	48.41	49.72	147.58	1060.61	49.19
	v2	50.30	49.51	49.72	149.53		49.84
	v3	51.95	51.88	51.98	155.81		51.94
	v4	50.87	48.27	48.48	147.63		49.21
	v5	54.78	50.81	52.11	157.69		52.56
	v6	51.85	49.27	52.61	153.73		51.24
	v7	49.92	49.72	49.00	148.64		49.55
k2	v1	50.30	49.27	48.45	148.02	1085.98	49.34
	v2	50.45	50.33	50.64	151.42		50.47
	v3	53.90	50.37	53.67	157.93		52.64
	v4	50.33	49.21	49.51	149.05		49.68
	v5	56.68	55.59	57.25	169.52		56.51
	v6	53.01	51.98	53.27	158.26		52.75
	v7	49.38	50.09	52.31	151.78		50.59
k3	v1	49.17	51.91	52.11	153.20	1098.37	51.07
	v2	50.03	52.15	52.45	154.62		51.54
	v3	51.48	50.13	52.22	153.82		51.27
	v4	48.76	50.50	50.70	149.96		49.99
	v5	56.97	57.29	57.57	171.83		57.28
	v6	53.73	53.90	52.21	159.84		53.28
	v7	52.05	50.87	52.18	155.10		51.70
k4	v1	49.03	50.16	50.47	149.66	1070.52	49.89
	v2	50.03	51.61	50.91	152.55		50.85
	v3	51.71	49.14	49.24	150.09		50.03
	v4	49.45	49.14	49.24	147.82		49.27
	v5	56.71	54.87	54.39	165.97		55.32
	v6	52.71	52.28	52.38	157.37		52.46
	v7	50.03	48.41	48.62	147.06		49.02
Total		1444.99	1427.07	1443.41	4315.47	4315.47	51.37

Tabel Lampiran 18b. Sidik Ragam Kandungan Klorofil B ( $\mu\text{mol.m}^{-2}$ )

SK	DB	JK	KT	F. Hitung	F. Tabel	
					0.05	0.01
Nutrisi	3	39.70	13.23	14.15**	2.80	4.22
Ulangan dalam Nutrisi	8	20.36	2.54	2.72*	2.14	2.91
Varietas	6	299.25	49.87	53.34**	2.29	3.20
Nutrisi x Varietas	18	41.37	2.29	2.46**	1.82	2.33
Galat	48	44.88	0.93			
Total	83	445.57				

KK = 1.88%

Keterangan: \* = nyata, \*\* = sangat nyata

Tabel Lampiran 19a. Rata-rata Kandungan Klorofil Total ( $\mu\text{mol.m}^{-2}$ )

Komposisi Nutrisi	Varietas	Ulangan			Total Varietas	Total Nutrisi	Rerata
		U1	U2	U3			
k1	v1	89.59	78.40	92.42	260.41	2092.21	86.80
	v2	98.28	90.30	92.42	281.00		93.67
	v3	113.95	113.34	114.25	341.55		113.85
	v4	103.90	76.84	79.18	259.92		86.64
	v5	138.09	103.25	115.46	356.81		118.94
	v6	113.04	87.78	119.91	320.73		106.91
	v7	94.52	92.42	84.85	271.79		90.60
k2	v1	98.28	87.78	78.79	264.85	2319.53	88.28
	v2	99.75	98.61	101.61	299.98		99.99
	v3	130.90	98.95	128.99	358.84		119.61
	v4	98.61	87.05	90.30	275.97		91.99
	v5	152.77	144.48	157.01	454.25		151.42
	v6	123.37	114.25	125.64	363.27		121.09
	v7	88.87	96.24	117.26	302.36		100.79
k3	v1	86.69	113.65	115.46	315.80	2436.03	105.27
	v2	95.55	115.76	118.44	329.75		109.92
	v3	109.64	96.58	116.39	322.61		107.54
	v4	82.23	100.29	102.27	284.79		94.93
	v5	154.90	157.24	159.31	471.45		157.15
	v6	129.54	130.90	116.36	376.80		125.60
	v7	114.86	103.90	116.06	334.82		111.61
k4	v1	85.22	96.92	99.95	282.09	2178.72	94.03
	v2	95.55	110.88	104.23	310.66		103.55
	v3	111.81	86.32	87.42	285.55		95.18
	v4	89.59	86.32	87.42	263.33		87.78
	v5	153.01	138.87	134.94	426.82		142.27
	v6	120.78	116.96	117.85	355.59		118.53
	v7	95.55	78.40	80.71	254.67		84.89
Total		3068.85	2902.72	3054.91	9026.48	9026.48	107.46

Tabel Lampiran 19b. Sidik Ragam Kandungan Klorofil Total ( $\mu\text{mol.m}^{-2}$ )

SK	DB	JK	KT	F. Hitung	F. Tabel	
					0.05	0.01
Nutrisi	3	3297.54	1099.18	12.99**	2.80	4.22
Ulangan dalam Nutrisi	8	1807.39	225.92	2.67*	2.14	2.91
Varietas	6	23591.83	3931.97	46.46**	2.29	3.20
Nutrisi x Varietas	18	3236.35	179.79	2.12*	1.82	2.33
Galat	48	4061.88	84.62			
Total	83	35994.99				

KK = 8.56%

Keterangan: \* = nyata, \*\* = sangat nyata

Tabel Lampiran 20a. Rata-rata Kerapatan Stomata (stomata. $\mu\text{m}^{-2}$ )

Komposisi Nutrisi	Varietas	Ulangan			Total Varietas	Total Nutrisi	Rerata
		U1	U2	U3			
k1	v1	32.27	35.67	33.77	101.71	815.60	33.90
	v2	54.35	49.26	55.85	159.46		53.15
	v3	35.67	49.26	37.17	122.09		40.70
	v4	27.18	30.57	28.68	86.43		28.81
	v5	30.08	30.96	35.58	96.62		32.21
	v6	28.87	23.78	30.37	83.03		27.68
	v7	54.35	56.05	55.85	166.26		55.42
k2	v1	54.35	49.26	55.85	159.46	1022.81	53.15
	v2	61.24	55.86	62.74	179.84		59.95
	v3	23.78	44.73	55.28	123.79		41.26
	v4	37.37	37.37	38.87	113.60		37.87
	v5	27.37	35.48	38.87	101.71		33.90
	v6	56.05	45.86	57.55	159.46		53.15
	v7	61.15	61.15	62.65	184.94		61.65
k3	v1	54.96	61.34	58.46	174.75	1201.16	58.25
	v2	59.94	60.56	64.44	184.94		61.65
	v3	56.05	56.05	57.55	169.65		56.55
	v4	39.07	44.16	40.57	123.79		41.26
	v5	38.67	47.75	44.17	130.59		43.53
	v6	50.96	62.85	52.46	166.26		55.42
	v7	88.32	73.04	89.82	251.18		83.73
k4	v1	39.07	39.07	40.57	118.70	771.43	39.57
	v2	37.37	42.46	38.87	118.70		39.57
	v3	41.15	52.27	62.65	156.06		52.02
	v4	21.78	22.38	25.28	69.44		23.15
	v5	22.08	33.97	23.58	79.63		26.54
	v6	35.67	40.76	37.17	113.60		37.87
	v7	33.97	35.86	45.47	115.30		38.43
Total		1203.12	1277.76	1330.12	3811.00	3811.00	45.37

Tabel Lampiran 20b. Sidik Ragam Kerapatan Stomata (stomata. $\mu\text{m}^{-2}$ )

SK	DB	JK	KT	F. Hitung	F. Tabel	
					0.05	0.01
Nutrisi	3	5634.10	1878.03	70.93**	2.80	4.22
Ulangan dalam Nutrisi	8	409.28	51.16	1.93tn	2.14	2.91
Varietas	6	6863.11	1143.85	43.20**	2.29	3.20
Nutrisi x Varietas	18	2777.11	154.28	5.83**	1.82	2.33
Galat	48	1270.81	26.47			
Total	83	16954.41				

KK = 11.34%

Keterangan: tn = tidak nyata, \*\* = sangat nyata

Tabel Lampiran 21a. Rata-rata Luas Bukaannya Stomata ( $\mu\text{m}^2$ )

Komposisi Nutrisi	Varietas	Ulangan			Total Varietas	Total Nutrisi	Rerata
		U1	U2	U3			
k1	v1	11.13	12.56	14.41	38.11	347.97	12.70
	v2	18.01	18.01	19.05	55.07		18.36
	v3	18.73	19.12	20.18	58.03		19.34
	v4	18.35	17.41	18.93	54.69		18.23
	v5	21.20	22.03	22.72	65.94		21.98
	v6	18.84	12.04	14.65	45.53		15.18
	v7	9.73	10.25	10.64	30.62		10.21
k2	v1	19.77	16.75	16.22	52.74	498.37	17.58
	v2	23.19	23.03	21.89	68.10		22.70
	v3	29.39	26.03	24.93	80.36		26.79
	v4	20.06	21.93	22.81	64.80		21.60
	v5	27.21	23.29	26.95	77.45		25.82
	v6	32.97	30.35	29.83	93.15		31.05
	v7	15.56	22.91	23.29	61.75		20.58
k3	v1	27.86	29.40	29.88	87.14	665.78	29.05
	v2	22.32	26.72	30.60	79.64		26.55
	v3	34.77	34.19	35.45	104.41		34.80
	v4	46.03	50.65	51.96	148.63		49.54
	v5	28.26	26.95	29.83	85.04		28.35
	v6	31.11	32.40	33.05	96.56		32.19
	v7	23.07	20.89	20.41	64.37		21.46
k4	v1	22.77	23.29	21.72	67.77	373.14	22.59
	v2	15.96	16.75	15.18	47.89		15.96
	v3	19.89	13.61	13.08	46.58		15.53
	v4	14.65	16.22	14.13	45.01		15.00
	v5	16.75	23.55	19.36	59.66		19.89
	v6	14.08	20.98	21.72	56.78		18.93
	v7	13.42	16.53	19.50	49.46		16.49
Total		615.06	627.82	642.37	1885.25	1885.25	22.44

Tabel Lampiran 21b. Sidik Ragam Luas Bukaannya Stomata ( $\mu\text{m}^2$ )

SK	DB	JK	KT	F. Hitung	F. Tabel	
					0.05	0.01
Nutrisi	3	3019.20	1006.40	196.94**	2.80	4.22
Ulangan dalam Nutrisi	8	42.58	5.32	1.04tn	2.14	2.91
Varietas	6	672.90	112.15	21.95**	2.29	3.20
Nutrisi x Varietas	18	1564.35	86.90	17.00**	1.82	2.33
Galat	48	245.29	5.11			
Total	83	5544.33				

KK = 10.07%

Keterangan: tn = tidak nyata, \*\* = sangat nyata

Tabel Lampiran 22a. Rata-rata Indeks Warna *Red*

Komposisi Nutrisi	Varietas	Ulangan			Total Varietas	Total Nutrisi	Rerata
		U1	U2	U3			
k1	v1	36.57	35.19	38.81	110.57	799.53	36.86
	v2	41.33	34.81	42.70	118.85		39.62
	v3	40.82	42.95	42.42	126.18		42.06
	v4	38.69	40.69	41.94	121.32		40.44
	v5	39.64	37.78	38.80	116.22		38.74
	v6	35.74	38.74	40.98	115.46		38.49
	v7	28.73	30.73	31.47	90.93		30.31
k2	v1	33.49	37.81	38.66	109.96	737.92	36.65
	v2	38.33	36.81	39.70	114.85		38.28
	v3	33.87	31.26	35.87	101.00		33.67
	v4	39.16	39.00	41.00	119.16		39.72
	v5	29.73	31.73	38.94	100.40		33.47
	v6	38.68	36.42	34.77	109.87		36.62
	v7	25.51	27.50	29.67	82.68		27.56
k3	v1	32.91	33.20	39.62	105.73	696.46	35.24
	v2	32.28	35.11	36.28	103.67		34.56
	v3	29.24	36.27	34.45	99.96		33.32
	v4	34.28	37.36	30.23	101.87		33.96
	v5	34.05	30.37	33.25	97.68		32.56
	v6	31.82	33.99	23.78	89.59		29.86
	v7	34.60	32.38	30.98	97.96		32.65
k4	v1	36.62	40.29	28.14	105.04	675.07	35.01
	v2	32.09	36.46	41.28	109.83		36.61
	v3	43.11	44.43	29.21	116.75		38.92
	v4	26.76	28.17	22.20	77.13		25.71
	v5	24.94	27.37	24.93	77.24		25.75
	v6	26.94	29.95	27.34	84.23		28.08
	v7	31.59	38.47	34.77	104.83		34.94
Total		951.52	985.27	972.17	2908.96	2908.96	34.63

Tabel Lampiran 22b. Sidik Ragam Indeks Warna *Red*

SK	DB	JK	KT	F. Hitung	F. Tabel	
					0.05	0.01
Nutrisi	3	429.07	143.02	14.52**	2.80	4.22
Ulangan dalam Nutrisi	8	168.88	21.11	2.14*	2.14	2.91
Varietas	6	370.55	61.76	6.27**	2.29	3.20
Nutrisi x Varietas	18	779.10	43.28	4.39**	1.82	2.33
Galat	48	472.83	9.85			
Total	83	2220.44				

KK = 9.06%

Keterangan: \* = nyata, \*\* = sangat nyata

Tabel Lampiran 23a. Rata-rata Indeks Warna *Green*

Komposisi Nutrisi	Varietas	Ulangan			Total Varietas	Total Nutrisi	Rerata
		U1	U2	U3			
k1	v1	36.61	36.61	41.11	114.33	834.36	38.11
	v2	34.14	44.14	47.14	125.43		41.81
	v3	43.16	42.20	45.20	130.56		43.52
	v4	41.74	42.72	40.58	125.04		41.68
	v5	38.17	39.20	43.24	120.61		40.20
	v6	37.71	45.32	38.50	121.53		40.51
	v7	30.02	32.68	34.16	96.86		32.29
k2	v1	44.29	44.29	42.90	131.49	909.12	43.83
	v2	39.43	45.43	45.02	129.88		43.29
	v3	42.90	48.23	39.09	130.22		43.41
	v4	45.37	48.07	55.07	148.51		49.50
	v5	40.80	43.10	50.99	134.90		44.97
	v6	39.90	40.57	47.81	128.29		42.76
	v7	33.68	34.98	37.18	105.83		35.28
k3	v1	48.18	49.62	40.72	138.52	969.31	46.17
	v2	40.88	44.38	57.00	142.27		47.42
	v3	46.02	48.52	40.06	134.60		44.87
	v4	49.59	52.92	50.96	153.47		51.16
	v5	52.58	55.58	49.02	157.19		52.40
	v6	42.71	45.32	33.50	121.53		40.51
	v7	44.47	38.50	38.76	121.73		40.58
k4	v1	42.10	35.89	37.80	115.78	778.24	38.59
	v2	51.47	36.89	38.03	126.39		42.13
	v3	40.93	42.38	40.09	123.40		41.13
	v4	32.73	36.23	30.13	99.09		33.03
	v5	31.70	34.20	24.35	90.25		30.08
	v6	35.65	39.15	36.97	111.78		37.26
	v7	41.05	43.55	26.96	111.56		37.19
Total		1148.00	1190.70	1152.34	3491.03	3491.03	41.56

Tabel Lampiran 23b. Sidik Ragam Indeks Warna *Green*

SK	DB	JK	KT	F. Hitung	F. Tabel	
					0.05	0.01
Nutrisi	3	1002.41	334.14	19.61**	2.80	4.22
Ulangan dalam Nutrisi	8	317.83	39.73	2.33*	2.14	2.91
Varietas	6	499.15	83.19	4.88**	2.29	3.20
Nutrisi x Varietas	18	782.99	43.49	2.55**	1.82	2.33
Galat	48	817.70	17.03			
Total	83	3420.08				

KK = 9.93%

Keterangan: \* = nyata, \*\* = sangat nyata

Tabel Lampiran 24a. Rata-rata Indeks Warna *Blue*

Komposisi Nutrisi	Varietas	Ulangan			Total Varietas	Total Nutrisi	Rerata
		U1	U2	U3			
k1	v1	27.28	27.96	31.45	86.69	623.29	28.90
	v2	15.70	16.70	16.90	49.30		16.43
	v3	37.02	38.02	36.90	111.94		37.31
	v4	29.44	30.44	27.33	87.21		29.07
	v5	35.37	33.37	33.92	102.66		34.22
	v6	34.88	35.88	37.45	108.21		36.07
	v7	24.31	25.31	27.68	77.30		25.77
k2	v1	26.36	25.49	29.77	81.62	492.54	27.21
	v2	29.15	23.29	27.07	79.51		26.50
	v3	19.78	23.55	21.19	64.52		21.51
	v4	22.66	22.20	23.53	68.39		22.80
	v5	24.57	21.91	20.49	66.97		22.32
	v6	18.37	22.31	21.87	62.55		20.85
	v7	23.77	22.97	22.24	68.98		22.99
k3	v1	20.44	23.24	22.38	66.06	481.70	22.02
	v2	22.75	17.97	18.92	59.64		19.88
	v3	28.46	32.03	33.06	93.55		31.18
	v4	31.60	35.43	27.38	94.41		31.47
	v5	29.18	25.49	28.18	82.85		27.62
	v6	15.51	16.77	14.74	47.02		15.67
	v7	13.26	11.79	13.13	38.18		12.73
k4	v1	29.38	33.58	29.45	92.41	401.00	30.80
	v2	24.73	24.43	25.56	74.72		24.91
	v3	26.86	28.69	28.43	83.98		27.99
	v4	9.08	11.48	10.99	31.55		10.52
	v5	16.52	15.91	16.69	49.12		16.37
	v6	10.40	12.85	10.95	34.20		11.40
	v7	11.96	13.59	9.47	35.02		11.67
Total		658.80	672.66	667.08	1998.53	1998.53	666.18

Tabel Lampiran 24b. Sidik Ragam Indeks Warna *Blue*

SK	DB	JK	KT	F. Hitung	F. Tabel	
					0.05	0.01
Nutrisi	3	1209.33	403.11	116.13**	2.80	4.22
Ulangan dalam Nutrisi	8	18.02	2.25	0.65tn	2.14	2.91
Varietas	6	1054.21	175.70	50.62**	2.29	3.20
Nutrisi x Varietas	18	2313.60	128.53	37.03**	1.82	2.33
Galat	48	166.62	3.47			
Total	83	4761.78				

KK = 7.83%

Keterangan: tn = tidak nyata, \*\* = sangat nyata



Tabel Lampiran 25a. Rata-rata Rasio Indeks Warna *Green* terhadap *Red*

Komposisi Nutrisi	Varietas	Ulangan			Total Varietas	Total Nutrisi	Rerata
		U1	U2	U3			
k1	v1	0.67	0.81	0.74	2.22	18.01	0.74
	v2	0.83	1.39	1.03	3.25		1.08
	v3	1.06	0.98	1.07	3.11		1.04
	v4	0.89	0.88	0.81	2.58		0.86
	v5	0.90	0.96	1.03	2.89		0.96
	v6	0.79	0.88	0.70	2.37		0.79
	v7	0.53	0.53	0.55	1.61		0.54
k2	v1	1.25	1.17	1.11	3.53	26.82	1.18
	v2	0.95	1.43	0.98	3.37		1.12
	v3	1.23	1.65	1.06	3.94		1.31
	v4	1.08	1.12	1.24	3.44		1.15
	v5	1.97	1.90	1.31	5.17		1.72
	v6	1.03	1.11	1.38	3.52		1.17
	v7	1.32	1.27	1.25	3.84		1.28
k3	v1	1.46	1.49	1.03	3.99	29.36	1.33
	v2	1.27	1.26	1.57	4.10		1.37
	v3	1.57	1.30	1.13	4.01		1.34
	v4	1.45	1.42	1.69	4.55		1.52
	v5	1.54	1.83	1.47	4.85		1.62
	v6	1.34	1.26	1.54	4.14		1.38
	v7	1.25	1.19	1.29	3.73		1.24
k4	v1	1.01	0.79	1.14	2.94	24.50	0.98
	v2	1.60	1.01	0.92	3.54		1.18
	v3	0.95	0.95	1.37	3.28		1.09
	v4	1.10	1.20	1.75	4.05		1.35
	v5	1.27	1.25	0.98	3.50		1.17
	v6	1.32	1.31	1.35	3.98		1.33
	v7	1.30	1.13	0.78	3.21		1.07
Total		32.94	33.48	32.27	98.69	98.69	1.17

Tabel Lampiran 25b. Sidik Ragam Rasio Indeks Warna *Green* terhadap *Red*

SK	DB	JK	KT	F. Hitung	F. Tabel	
					0.05	0.01
Nutrisi	3	3.36	1.12	26.88**	2.80	4.22
Ulangan dalam Nutrisi	8	0.23	0.03	0.70tn	2.14	2.91
Varietas	6	0.89	0.15	3.55**	2.29	3.20
Nutrisi x Varietas	18	1.17	0.06	1.56tn	1.82	2.33
Galat	48	2.00	0.04			
Total	83	7.66				

KK = 17.39%

Keterangan: tn = tidak nyata, \*\* = sangat nyata

Tabel Lampiran 26a. Rata-rata Rasio Indeks Warna *Red* terhadap *Blue*

Komposisi Nutrisi	Varietas	Ulangan			Total Varietas	Total Nutrisi	Rerata
		U1	U2	U3			
k1	v1	1.34	1.26	1.23	3.83	28.77	1.28
	v2	2.63	2.08	2.53	7.24		2.41
	v3	1.10	1.13	1.15	3.38		1.13
	v4	1.31	1.34	1.53	4.19		1.40
	v5	1.12	1.13	1.14	3.40		1.13
	v6	1.02	1.08	1.09	3.20		1.07
	v7	1.18	1.21	1.14	3.53		1.18
k2	v1	1.27	1.48	1.30	4.05	31.87	1.35
	v2	1.31	1.58	1.47	4.36		1.45
	v3	1.71	1.33	1.69	4.73		1.58
	v4	1.73	1.76	1.74	5.23		1.74
	v5	1.21	1.45	1.90	4.56		1.52
	v6	2.11	1.63	1.59	5.33		1.78
	v7	1.07	1.20	1.33	3.60		1.20
k3	v1	1.61	1.43	1.77	4.81	33.49	1.60
	v2	1.42	1.95	1.92	5.29		1.76
	v3	1.03	1.13	1.04	3.20		1.07
	v4	1.08	1.05	1.10	3.24		1.08
	v5	1.17	1.19	1.18	3.54		1.18
	v6	2.05	2.03	1.61	5.69		1.90
	v7	2.61	2.75	2.36	7.72		2.57
k4	v1	1.25	1.20	0.96	3.40	40.69	1.13
	v2	1.30	1.49	1.62	4.41		1.47
	v3	1.60	1.55	1.03	4.18		1.39
	v4	2.95	2.45	2.02	7.42		2.47
	v5	1.51	1.72	1.49	4.72		1.57
	v6	2.59	2.33	2.50	7.42		2.47
	v7	2.64	2.83	3.67	9.14		3.05
Total		44.94	44.77	45.11	134.82	134.82	1.61

Tabel Lampiran 26b. Sidik Ragam Rasio Indeks Warna *Red* terhadap *Blue*

SK	DB	JK	KT	F. Hitung	F. Tabel	
					0.05	0.01
Nutrisi	3	3.67	1.22	23.03**	2.80	4.22
Ulangan dalam Nutrisi	8	0.11	0.01	0.26tn	2.14	2.91
Varietas	6	5.52	0.92	17.34**	2.29	3.20
Nutrisi x Varietas	18	13.95	0.77	14.59**	1.82	2.33
Galat	48	2.55	0.05			
Total	83	25.80				

KK = 14.36%

Keterangan: tn = tidak nyata, \*\* = sangat nyata

Tabel Lampiran 27a. Rata-rata Rasio Indeks Warna *Green* terhadap *Blue*

Komposisi Nutrisi	Varietas	Ulangan			Total Varietas	Total Nutrisi	Rerata
		U1	U2	U3			
k1	v1	1.34	1.31	1.31	3.96	30.03	1.32
	v2	2.17	2.64	2.79	7.61		2.54
	v3	1.17	1.11	1.23	3.50		1.17
	v4	1.42	1.40	1.48	4.31		1.44
	v5	1.08	1.17	1.27	3.53		1.18
	v6	1.08	1.26	1.03	3.37		1.12
	v7	1.23	1.29	1.23	3.76		1.25
k2	v1	1.68	1.74	1.44	4.86	39.30	1.62
	v2	1.35	1.95	1.66	4.97		1.66
	v3	2.17	2.05	1.84	6.06		2.02
	v4	2.00	2.16	2.34	6.51		2.17
	v5	1.66	1.97	2.49	6.12		2.04
	v6	2.17	1.82	2.19	6.18		2.06
	v7	1.42	1.52	1.67	4.61		1.54
k3	v1	2.36	2.14	1.82	6.31	45.88	2.10
	v2	1.80	2.47	3.01	7.28		2.43
	v3	1.62	1.51	1.21	4.34		1.45
	v4	1.57	1.49	1.86	4.92		1.64
	v5	1.80	2.18	1.74	5.72		1.91
	v6	2.75	2.70	2.27	7.73		2.58
	v7	3.35	3.27	2.95	9.57		3.19
k4	v1	1.43	1.07	1.28	3.79	47.64	1.26
	v2	2.08	1.51	1.49	5.08		1.69
	v3	1.52	1.48	1.41	4.41		1.47
	v4	3.60	3.16	2.74	9.50		3.17
	v5	1.92	2.15	1.46	5.53		1.84
	v6	3.43	3.05	3.38	9.85		3.28
	v7	3.43	3.20	2.85	9.48		3.16
Total		54.62	54.78	53.46	162.86	162.86	1.94

Tabel Lampiran 27b. Sidik Ragam Rasio Indeks Warna *Green* terhadap *Blue*

SK	DB	JK	KT	F. Hitung	F. Tabel	
					0.05	0.01
Nutrisi	3	9.10	3.03	51.08**	2.80	4.22
Ulangan dalam Nutrisi	8	0.79	0.10	1.67 <sup>tn</sup>	2.14	2.91
Varietas	6	7.30	1.22	20.49**	2.29	3.20
Nutrisi x Varietas	18	19.20	1.07	17.96**	1.82	2.33
Galat	48	2.85	0.06			
Total	83	39.25				

KK = 12.57%

Keterangan: tn = tidak nyata, \*\* = sangat nyata

Tabel Lampiran 28a. Rata-rata Lebar Tajuk (cm)

Komposisi Nutrisi	Varietas	Ulangan			Total Varietas	Total Nutrisi	Rerata
		U1	U2	U3			
k1	v1	19.85	23.18	33.81	76.83	527.73	25.61
	v2	18.96	23.96	25.72	68.64		22.88
	v3	19.86	24.86	34.05	78.76		26.25
	v4	17.04	22.04	27.56	66.64		22.21
	v5	19.30	24.30	36.96	80.56		26.85
	v6	20.27	25.27	30.84	76.39		25.46
	v7	20.34	25.34	34.24	79.92		26.64
k2	v1	21.18	26.18	31.11	78.47	578.69	26.16
	v2	23.96	28.96	28.19	81.11		27.04
	v3	26.32	26.99	42.54	95.85		31.95
	v4	19.37	24.37	28.42	72.16		24.05
	v5	24.30	26.30	28.51	79.11		26.37
	v6	24.27	27.61	35.92	87.80		29.27
	v7	22.01	27.67	34.50	84.18		28.06
k3	v1	23.56	27.31	26.78	77.65	585.85	25.88
	v2	22.29	27.68	27.65	77.63		25.88
	v3	24.83	27.77	45.54	98.14		32.71
	v4	30.92	28.16	30.96	90.05		30.02
	v5	26.50	25.87	31.77	84.14		28.05
	v6	28.59	25.33	27.59	81.51		27.17
	v7	21.94	26.52	28.27	76.73		25.58
k4	v1	25.17	23.28	26.39	74.84	548.72	24.95
	v2	17.76	22.76	29.16	69.67		23.22
	v3	25.60	26.60	32.42	84.61		28.20
	v4	21.01	26.01	28.27	75.29		25.10
	v5	21.87	23.87	30.72	76.46		25.49
	v6	22.98	27.31	31.92	82.21		27.40
	v7	23.49	28.49	33.64	85.62		28.54
Total		633.53	724.00	883.45	2240.99	2240.99	26.68

Tabel Lampiran 28b. Sidik Ragam Lebar Tajuk (cm)

SK	DB	JK	KT	F. Hitung	F. Tabel	
					0.05	0.01
Nutrisi	3	103.96	34.65	4.14*	2.80	4.22
Ulangan dalam Nutrisi	8	1232.22	154.02	18.39**	2.14	2.91
Varietas	6	202.38	33.73	4.03**	2.29	3.20
Nutrisi x Varietas	18	168.52	9.36	1.12tn	1.82	2.33
Galat	48	402.09	8.38			
Total	83	2109.19				

KK = 10.85%

Keterangan: tn = tidak nyata, \* = nyata, \*\* = sangat nyata

Tabel Lampiran 29a. Rata-rata Luas Area Total Tanaman (cm<sup>2</sup>)

Komposisi Nutrisi	Varietas	Ulangan			Total Varietas	Total Nutrisi	Rerata
		U1	U2	U3			
k1	v1	998.58	1113.58	1217.42	3329.58	24585.80	1109.86
	v2	1224.26	1382.59	1586.95	4193.81		1397.94
	v3	1100.74	1259.08	1412.72	3772.54		1257.51
	v4	827.39	885.72	1101.25	2814.36		938.12
	v5	1010.21	1205.21	1237.44	3452.86		1150.95
	v6	1228.77	1287.10	1352.48	3868.34		1289.45
	v7	1000.79	1059.13	1094.39	3154.31		1051.44
k2	v1	1145.40	1322.73	1282.73	3750.85	32295.63	1250.28
	v2	1349.13	1521.50	1627.17	4497.81		1499.27
	v3	1648.49	1812.72	2273.17	5734.38		1911.46
	v4	1416.85	1493.54	1532.15	4442.55		1480.85
	v5	1182.87	1241.21	1780.87	4204.95		1401.65
	v6	1569.43	1601.10	1654.32	4824.85		1608.28
	v7	1468.13	1623.13	1748.98	4840.23		1613.41
k3	v1	1091.25	1299.58	2393.55	4784.38	35534.90	1594.79
	v2	1441.59	1546.59	1650.64	4638.82		1546.27
	v3	1606.50	1931.50	2439.84	5977.84		1992.61
	v4	1431.15	1570.36	1557.34	4558.85		1519.62
	v5	1757.55	1610.53	2209.68	5577.76		1859.25
	v6	1487.53	1516.69	2029.85	5034.08		1678.03
	v7	1303.69	1579.66	2079.82	4963.17		1654.39
k4	v1	926.72	950.98	991.48	2869.18	27196.69	956.39
	v2	1037.98	1187.63	1336.27	3561.89		1187.30
	v3	1224.63	1194.15	1340.01	3758.79		1252.93
	v4	994.72	1049.72	1109.68	3154.12		1051.37
	v5	1457.36	1600.53	2327.00	5384.89		1794.96
	v6	1579.46	1442.50	1720.67	4742.62		1580.87
	v7	1068.51	1260.57	1396.12	3725.20		1241.73
Total		35579.69	38549.32	45484.00	119613.01	119613.01	1423.96

Tabel Lampiran 29b. Sidik Ragam Luas Area Total Tanaman (cm<sup>2</sup>)

SK	DB	JK	KT	F. Hitung	F. Tabel	
					0.05	0.01
Nutrisi	3	3478081.63	1159361	47.23**	2.80	4.22
Ulangan dalam Nutrisi	8	2227305.57	278413.2	11.34**	2.14	2.91
Varietas	6	1594553.69	265758.9	10.83**	2.29	3.20
Nutrisi x Varietas Galat	18	1717974.43	95443.02	3.89**	1.82	2.33
Total	48	1178139.43	24544.57			
Total	83	10196054.80				

KK = 11%

Keterangan: tn = tidak nyata, \* = nyata, \*\* = sangat nyata

Tabel Lampiran 30a. Rata-rata Luas Area Hijau Tanaman (cm<sup>2</sup>)

Komposisi Nutrisi	Varietas	Ulangan			Total Varietas	Total Nutrisi	Rerata
		U1	U2	U3			
k1	v1	761.55	841.55	928.40	2531.51	21609.27	1109.86
	v2	975.52	1320.31	1433.61	3729.44		1397.94
	v3	1048.86	1198.86	1397.50	3645.22		1257.51
	v4	697.16	747.16	882.04	2326.35		938.12
	v5	919.72	969.72	1007.74	2897.18		1150.95
	v6	1139.98	1189.98	1129.23	3459.20		1289.45
	v7	954.37	1004.37	1061.64	3020.37		1051.44
k2	v1	776.55	818.22	1035.68	2630.46	27439.10	1250.28
	v2	1081.64	1151.64	1527.56	3760.84		1499.27
	v3	1483.64	1516.97	2160.22	5160.84		1911.46
	v4	1150.25	1293.59	1315.49	3759.33		1480.85
	v5	1159.72	1115.72	1621.55	3896.99		1401.65
	v6	1194.24	1162.93	1651.94	4009.10		1608.28
	v7	1223.20	1416.92	1581.42	4221.54		1613.41
k3	v1	989.93	1206.42	1132.17	3328.53	29647.53	1594.79
	v2	1232.31	1332.31	1430.89	3995.50		1546.27
	v3	1564.49	1776.81	2104.43	5445.73		1992.61
	v4	1305.20	1317.19	1460.45	4082.84		1519.62
	v5	1376.70	1395.14	1557.84	4329.68		1859.25
	v6	1313.32	1363.32	1555.12	4231.76		1678.03
	v7	1271.03	1421.03	1541.43	4233.50		1654.39
k4	v1	800.09	818.26	871.83	2490.18	23059.16	956.39
	v2	968.26	1056.92	1157.22	3182.40		1187.30
	v3	1116.92	1040.25	1229.82	3386.99		1252.93
	v4	723.82	853.82	1075.56	2653.21		1051.37
	v5	1043.59	1123.38	1541.50	3708.47		1794.96
	v6	1373.38	1223.20	1496.33	4092.91		1580.87
	v7	1017.68	1208.48	1318.83	3544.99		1241.73
Total		30663.13	32884.49	38207.45	101755.06	101755.06	1211.37

Tabel Lampiran 30b. Sidik Ragam Luas Area Hijau Tanaman (cm<sup>2</sup>)

SK	DB	JK	KT	F. Hitung	F. Tabel	
					0.05	0.01
Nutrisi	3	2002028	667342.5	72.26**	2.80	4.22
Ulangan dalam Nutrisi	8	1232650	154081.2	16.68**	2.14	2.91
Varietas	6	2260518	376752.9	40.79**	2.29	3.20
Nutrisi x Varietas Galat	18	896674.6	49815.25	5.39**	1.82	2.33
Total	48	443272.4	9234.84			
Total	83	6835142				

KK = 7.93%

Keterangan: \*\* = sangat nyata

Tabel Lampiran 31a. Rata-rata Rasio Luas Area Total Tanaman dan Hijau Tanaman (cm<sup>2</sup>)


Komposisi Nutrisi	Varietas	Ulangan			Total Varietas	Total Nutrisi	Rerata
		U1	U2	U3			
k1	v1	0.76	0.76	0.76	2.28	18.41	1109.86
	v2	0.80	0.95	0.90	2.66		1397.94
	v3	0.95	0.95	0.99	2.89		1257.51
	v4	0.84	0.84	0.80	2.49		938.12
	v5	0.91	0.80	0.81	2.53		1150.95
	v6	0.93	0.92	0.83	2.69		1289.45
	v7	0.95	0.95	0.97	2.87		1051.44
k2	v1	0.68	0.62	0.81	2.10	17.71	1250.28
	v2	0.80	0.76	0.94	2.50		1499.27
	v3	0.90	0.84	0.95	2.69		1911.46
	v4	0.81	0.87	0.86	2.54		1480.85
	v5	0.98	0.90	0.91	2.79		1401.65
	v6	0.76	0.73	1.00	2.49		1608.28
	v7	0.83	0.87	0.90	2.61		1613.41
k3	v1	0.91	0.93	0.47	2.31	17.85	1594.79
	v2	0.85	0.86	0.87	2.58		1546.27
	v3	0.97	0.92	0.86	2.76		1992.61
	v4	0.91	0.84	0.94	2.69		1519.62
	v5	0.78	0.87	0.71	2.35		1859.25
	v6	0.88	0.90	0.77	2.55		1678.03
	v7	0.97	0.90	0.74	2.62		1654.39
k4	v1	0.86	0.86	0.88	2.60	18.03	956.39
	v2	0.93	0.89	0.87	2.69		1187.30
	v3	0.91	0.87	0.92	2.70		1252.93
	v4	0.73	0.81	0.97	2.51		1051.37
	v5	0.72	0.70	0.66	2.08		1794.96
	v6	0.87	0.85	0.87	2.59		1580.87
	v7	0.95	0.96	0.94	2.86		1241.73
Total		24.18	23.92	23.91	72.00	72.00	0.86

Tabel Lampiran 31b. Sidik Ragam Rasio Luas Area Total Tanaman dan Hijau Tanaman (cm<sup>2</sup>)

SK	DB	JK	KT	F. Hitung	F. Tabel	
					0.05	0.01
Nutrisi	3	0.013	0.004	0.915tn	2.80	4.22
Ulangan dalam Nutrisi	8	0.129	0.016	3.447**	2.14	2.91
Varietas	6	0.191	0.032	6.787**	2.29	3.20
Nutrisi x Varietas	18	0.171	0.009	2.021*	1.82	2.33
Galat	48	0.225	0.005			
Total	83	0.730				


KK = 7.99%

Keterangan: tn = tidak nyata, \* = nyata, \*\* = sangat nyata




Gambar Lampiran 2. Pelaksanaan Penelitian meliputi Penimbangan bahan kimia untuk pembuatan larutan nutrisi (A), Penyemaian benih selada (B), Penanaman selada pada instalasi (C), Penambahan dan pengontrolan larutan nutrisi (D), Pengukuran indeks klorofil menggunakan CCM 200 (E), Pengamatan parameter *image-processing* (F), Pengamatan stomata (G), dan Analisis *image-processing* (H)







Batavia Caipira      Batavia Brava      Batavia Pearl Germ  
 Gambar Lampiran 8. Penampilan pada komposisi nutrisi hidroponik kalium 346 ppm dan perbandingan ammonium dan nitrat 1:3,8 (n1) pada beberapa varietas selada v1 (A), selada v2 (B), selada v3 (C), selada v4 (D), selada v5 (E), selada v6 (F), dan selada v7 (G).



Batavia Caipira      Batavia Brava      Batavia Pearl Germ  
 Gambar Lampiran 9. Penampilan pada komposisi nutrisi hidroponik kalium 376 ppm dan perbandingan ammonium dan nitrat 1:4 (n2) pada beberapa varietas selada v1 (A), selada v2 (B), selada v3 (C), selada v4 (D), selada v5 (E), selada v6 (F), dan selada v7 (G).



Gambar Lampiran 10. Penampilan pada komposisi nutrisi hidroponik kalium 406 ppm dan perbandingan ammonium dan nitrat 1:4,2 (n3) pada beberapa varietas selada v1 (A), selada v2 (B), selada v3 (C), selada v4 (D), selada v5 (E), selada v6 (F), dan selada v7 (G).



Gambar Lampiran 11. Penampilan pada komposisi nutrisi hidroponik kalium 436 ppm dan perbandingan ammonium dan nitrat 1:4,4 (n4) pada beberapa varietas selada v1 (A), selada v2 (B), selada v3 (C), selada v4 (D), selada v5 (E), selada v6 (F), dan selada v7 (G).