

BAB VIII

KESIMPULAN DAN SARAN

8.1. Ringkasan

8.1.1. Ekspresi mRNA gen ADAM33 dan kadar soluble ADAM33 lebih tinggi pada pasien PPOK daripada bukan PPOK.

8.1.2. Kadar soluble IL-6 dan IL-8 lebih tinggi pada pasien PPOK daripada bukan PPOK.

8.1.3. Kadar soluble IL-10 lebih rendah pada pasien PPOK daripada bukan PPOK.

8.1.4. Kadar soluble MMP-9 lebih tinggi pada pasien PPOK daripada bukan PPOK.

8.1.5. Semakin tinggi ekspresi mRNA gen ADAM33 dan soluble ADAM33 maka semakin tinggi kadar soluble IL-6 dan IL-8 dan semakin rendah kadar soluble IL-10 pada pasien PPOK.

8.1.6. Semakin tinggi kadar soluble IL-6 dan IL-8 maka semakin tinggi kadar soluble MMP-9 pada pasien PPOK.

8.1.7. Semakin rendah kadar soluble IL-10 maka semakin tinggi kadar soluble MMP-9 pada pasien PPOK.

8.1.8. Semakin tinggi ekspresi mRNA gen ADAM33 dan kadar soluble ADAM33 maka semakin tinggi kadar soluble MMP-9 pada pasien PPOK.



8.1.9. Indeks Brinkmann berhubungan dengan ekspresi mRNA ADAM33 dan kadar soluble ADAM33 pada PPOK dan tidak pada bukan PPOK. Semakin tinggi Indeks Brinkmann, semakin tinggi ekspresi mRNA ADAM33 dan soluble ADAM33.

8.1.10. Indeks Brinkmann berhubungan dengan MMP-9 pada pasien PPOK. Semakin tinggi Indeks Brinkmann, semakin tinggi soluble MMP-9.

8.1.11. Indeks Brinkmann berhubungan dengan interleukin proinflamasi (IL-6 dan IL-8) dan interleukin antiinflamasi (IL-10) pada pasien PPOK. Semakin tinggi Indeks Brinkmann, semakin tinggi sitokin proinflamasi dan semakin rendah sitokin antiinflamasi.

8.1.12. Interaksi interleukin proinflamasi (IL-6 dan IL-8), interleukin antiinflamasi (IL-10) dan MMP-9. Semakin tinggi interleukin proinflamasi (IL-6 dan IL-8), semakin tinggi MMP-9. Semakin rendah interleukin antiinflamasi (IL-10), semakin tinggi MMP-9.

8.2. Kesimpulan

8.2.1. Ekspresi gen ADAM33 berperan memicu kerusakan jaringan matriks ekstraseluler saluran napas (MMP-9) dengan meningkatnya sitokin proinflamasi yang terlibat pada PPOK (IL-6, IL-8) dan menurunnya sitokin antiinflamasi (IL-10).

8.2.2. Merokok dapat mempercepat kerusakan jaringan matriks ekstraseluler melalui mekanisme tersebut di atas.



8.3. Saran

8.3.1. Penelitian lanjut dengan pendekatan studi prospektif yang melibatkan lebih banyak biomarker dengan sampel yang sesuai.

8.3.2. Penelitian lanjut untuk menjelaskan hubungan ekspresi gen ADAM33 dengan kerusakan jaringan matriks ekstraseluler yang tidak melalui sitokin (IL-6, IL-8 dan IL-10); apakah ada hubungan langsung dengan ekspresi gen ADAM33 atau hubungan melalui sitokin lain?

8.3.3. Penelitian lanjut dengan melihat hubungan MMP-9 sebagai petanda kerusakan matriks dengan gambaran *High Resolution CT Scan* Toraks sebagai gambaran kerusakan matriks tersebut.

8.3.4. Pasien ASMA dan PPOK harus berhenti merokok sejak diagnosis ASMA dan PPOK ditegakkan.



KEPUSTAKAAN

Akbari O, Freeman G J, Meyer E H, Greenfield E A, Chang T T, Sharpe A H, Berry G, DeKruyff R H, Umetsu DT. Antigen-specific regulatory T cells develop via the ICOS-ICOS-ligand pathway and inhibit allergen-induced airway hyperreactivity. *Nature Med.* 2002;8:1024-1032.

Akira S, Kishimoto T. IL-6 and NF-IL6 in acute-phase response and viral infection. *Immunol Rev* 1992;127:25-50.

Akira S, Takeda K. Toll-like receptor signalling. *Nat Rev Immunol* 2004;4(7):499–511.

Amin M, Yunus F, Antariksa B, et al. PPOK (Penyakit Paru Obstruktif Kronik) Diagnosis dan Penatalaksanaan Perhimpunan Dokter Paru Indonesia (PDPI). Jakarta: Penerbit Universitas Indonesia (UI-Press), 2016:1-91.

Astrof S, Hynes RO. Fibronectins in vascular morphogenesis. *Angiogenesis.* 2009;12:165–175.

Azian AA, Nurulazman AA, Shuaib L, et al. Computed tomography of the brain in predicting out- come of traumatic intracranial haemorrhage in Malaysian patients. *Acta Neurochir.* 2001;143:711–720.

Baker AJ, Zornow MH, Scheller MS, et al. Changes in extracellular of glutamate, aspartate, glycine, dopamine, serotonin and dopamine metabolites after transient global ischemia in the rat. *J Neurochem* 1991;57:1370-1379.

Balasingam, V, Yong VW. Attenuation of astroglial reactivity by interleukin-10. *J Neuroscience.* 1996;16:2945–2955.

Balestreri M, Czosnyka M, Chatfield DA, et al. Predictive value of Glasgow Coma Scale after brain trauma: change in trend over the past ten years. *J Neurol Neurosurg Psychiatry.* 2004;75:161–162.

Gugasyan R, McMahon M, Gerondakis S. Diverse Toll-like receptors utilize Tpl2 to activate extracellular signal-regulated kinase in hemopoietic cells. *Proc Natl Acad Sci USA.* 2006;103(9):3274–



Barnum SR, Complement in central nervous system inflammation. *Immunol Res.* 2002;26:7-13.

Barners PJ. Chronic obstructive pulmonary disease. *N Eng J Med.* 2000;343:269-80.

Barners PJ. Cellular and molecular mechanisms of chronic obstructive pulmonary disease. *Clin Chest Med.* 2014;35:71-86.

Barners PJ. Mediators of chronic obstructive pulmonary disease. *Pharmacological reviews.* 2004;56(4):515-48.

Barros SP, Suruki R, Loewy ZG, Beck JD, Offenbacher S A. Cohort Study of the Impact of Tooth Loss and Periodontal Disease on Respiratory Events among COPD Subjects: Modulatory Role of Systemic Biomarkers of Inflammation. *PLoS ONE.* 2013;8(8):e68592.

Bchir S, et al. Concomitant elevations of MMP-9, NGAL, proMMP-9/NGAL and netrofil elastase in serum of smokers with chronic obstructive pulmonary disease. *J. Cell. Mol. Med.* 2017;21(7):1280-91.

Bernard SA, Jones BM, Buist M. Experience with prolonged induced hypothermia in severe head injury. *Crit Care.* 1999; 3 (6):167-172.

Beutler B, Cerami A. Cachectin: More than a tumor necrosis factor. *N Engl J Med.* 1987;316:379-385.

Birkedal-Hansen H, Moore WGI, Bodden MK, et.al. Matrix metalloproteinases: a review. *Crit Rev Oral Biol Med.* 1993;4:197-250.

Birukov KG, Jacobson JR, Flores AA, et al. Magnitude-depen- dent regulation of pulmonary endothelial cell barrier function by cyclic stretch. *Am J Physiol Lung Cell Mol Physiol.* 2003;285:L785–L797.

Blagojević DP. Free radical biology in hypothermia.In.Laher (Ed) *System biology of free radicals and antioxidants.* Berlin Heidelberg:Springer – . 2014:375-391.



Boom R, Sol CJA, Salimans MMM, Jansen CL, et al. Rapid and Simple Method for Purification of Nucleic Acids. *Journal of Clinical Microbiology*. 1990;28;3:495-503.

Borgens RB, Liu-Snyder P. Understanding secondary injury. *The Quarterly Rev Biol*. 2012;87:89-127

Boulanger MJ, Chow D, Brevnova EE, Garcia KC. Hexameric structure and assembly of the interleukin-6/IL-6 alpha-receptor/gp130 complex. *Science* 2003;300:2101-2104. Note: Erratum: *Science*. 2003;301:918 only.

Boulton TG, Nye S., Robbins DJ, et al. ERK's family of protein serine/threonine kinases that are activated and tyrosine phosphorylated in response to insulin and NGE. *Cell*. 1991;65:663.

Bowcock AM, Kidd JR, Lathrop GM, Daneshvar L, May LT, Ray A, Sehgal PB, Kidd KK, Cavalli-Sforza LL. The human 'interferon-beta-2/hepatocyte stimulating factor/interleukin-6' gene: DNA polymorphism studies and localization to chromosome 7p21. *Genomics*. 1988;3:8-16.

Brakenbusch C, Fässler R. The integrin-actin connection, an eternal love affair. *EMBO J*. 2003;22:2324-2333.

Breder CD, Tsujimoto M, Terano Y, et al. Distribution and characterization of tumor necrosis factor- α -like immunoreactivity in the murine central nervous system. *J Comp Neurol*. 1993;337:543-567.

Brinkmann GL, Coates EO. The effect of bronchitis, smoking and occupation on ventilation. *Am Rev Respir Dis*. 1962;87:684-93.

Brown PD, Davies SL, Speake T, et al. Molecular mechanisms of cerebrospinal fluid production. *Neuroscience*. 2004;129: 957-970.

Buck CA, Horwitz AF. Cell surface receptors for extracellular matrix molecules. *Ann Rev. Cell Biol*. 1987;3:179-205.



edersen SB, Richelsen B. Regulation of interleukin 8 production and gene expression in human adipose tissue in vitro. *J Clin Endocrinol*. 2001;86: 1267-73.

- Budiarto E. Penelitian cross sectional. Dalam: Syahril S, Dayyana R(penyunting). Metodologi Penelitian Kedokteran sebuah pengantar. Jakarta:EGC,2004:58-69.
- Carswell EA, Old J, Kassel, et al. An endotoxin-induced serum factor that causes necrosis of tumors. Proc Natl Acad Sci USA. 1975;72:3666-3670.
- Cassoux N, Giron A, Bodaghi B, Tran THC, Baudet S, Davy F, Chan CC, Lehoang P, Merle-Beral H. IL-10 measurement in aqueous humor for screening patients with suspicion of primary intraocular lymphoma. Invest Ophthal Vis Sci. 2007;48:3253-3259.
- Chesnut RM. Secondary brain insults after head injury: clinical perspectives. New Horiz. 1995;3:366-375.
- Chow D, He X, Snow AL, Rose-John S, Garcia KC. Structure of an extracellular gp130 cytokine receptor signaling complex. Science. 2001;291:2150-2155.
- Chung IY, Benveniste EN. Tumor necrosis factor- α production by astrocytes. Induction by lipopolysaccharide, IFN- γ , and IL-1 β . J Immunol. 1990;144:2999-3007.
- Chung KF, Adcock IM. Multifaceted mechanisms in COPD: inflammation, immunity, and tissue repair and destruction. Eur Respir J 2008;31(6):1334-1356.
- Cowan KJ, Storey KB. Mitogen-activated protein kinases: new signaling pathways functioning in cellular responses to environmental stress. J Exp Biol. 2003;206:1107-1115.
- Crawley JB, Williams LM, Mander T, Brennan FM, Foxwell BM. Interleukin-10 stimulation of phosphatidylinositol 3-kinase and p70 S6 kinase is required for the proliferative but not the antiinflammatory effects of the cytokine. J Biol Chem. 1996;271:16357-16362.

opper DN, Suri PK, et al. Efflux of radiolabeled polyethylene glycol albumin from rat brain. Am J Physiol. 1981;240:F319-F328.



Cuadrado E, Ortega L, Hernández-Guillamon M, Penalba A, et al. Tissue plasminogen activator(t-PA)promotes neutrophil degranulation and MMP-9 release. *J Leukocyte Biol.* 2008;84:207-214.

Cunha FQ, Moncada S, Liew FY. Interleukin-10 (IL-10) inhibits the induction of nitric oxide synthase by interferon-gamma in murine macrophages. *Biochem Biophys Res Commun.* 1992;182:1155-1159.

Dahlan MS. Besar sampel dan cara pengambilan sampel dalam penelitian kedokteran dan kesehatan. Jakarta: Salemba Medika, 2013:76-8.

De Simoni MG, De Luigi A, Gemma L, et al. Modulation of systemic interleukin-6 induction by central interleukin-1. *Am J Physiol.* 1993;265:R739-42.

De Forge LE, Nguyen DT, Kunkel SL, et al. Regulation of the pathophysiology of tumor necrosis factor. *J Lab Clin Med.* 1990;116:429-438.

de Waal Malefyt R, Abrams J, Bennett B, et al. Interleukin -10(IL-10) inhibits cytokine synthesis by human monocytes: an autoregulatory role of IL-10 produced by monocytes. *J Exp Med.* 1991;174:1209–20.

Dhillon AS, Hagan S, Rath O, et al. MAP kinase signalling pathways in cancer. *Oncogene.* 2007;26:3279–90.

Dillon S, Agrawal A, Van Dyke T, et al. A Toll-like receptor 2 ligand stimulates Th2 responses in vivo, via induction of extracellular signal-regulated kinase mitogen-activated protein kinase and c-Fos in dendritic cells. *J Immunol.* 2004;172(8):4733-43.

Dinarello CA. Biology of interleukin-1. *FASEB J.* 1988;2:108-115.

Dinarello CA. An overview on interleukin 1 as a therapeutic agent. *Biotherapy.* 1989;1:245-54.

Di Stefano A, et al. Blood MCP-1 levels are increased in chronic obstructive pulmonary disease patients with prevalent emphysema. *International Journal of COPD.* 2018;13:1691–700.



Dolman D, Drndarski S, Abbott NJ, et al. Induction of aquaporin 1 but not aquaporin 4 messenger RNA in rat primary brain microvessel endothelial cells in culture. *J Neurochem.* 2005;93:825–833.

Eisenberg HM, Gary HE, Jr, Aldrich EF, et al. Initial CT findings in 753 patients with severe head injury. A report from the NIH Traumatic Coma Data Bank. *J Neurosurg.* 1990;73:688–98.

Eissner G, Kirchner S, Lindner H, et al. Reverse signaling through transmembrane TNF confers resistance to lipopolysaccharide in human monocyte and macrophages. *J Immunol.* 2000;164:6193-8.

Eissner G, Kolch W, Scheurich P. Ligands working as receptors: reverse signaling by members of TNF superfamily enhance the plasticity of the immune system. *Cytokine Growth Factor Rev.* 2004;15:353-66.

Eskdale J, Gallagher G, Verweij CL, Keijsers V, Westendorp RGJ, Huizinga TWJ. Interleukin 10 secretion in relation to human IL-10 locus haplotypes. *Proc Nat Acad Sci.* 1998;95:9465-9470.

Fabbri LM, Luppi F, Beghge B, Rabe KF. Update in chronic obstructive pulmonary disease 2005. *Am J Respir Crit Care Med.* 2006;173:1056-65.

Figarska SM, Vonk JM, van Diemen CC, Postma DS, Boezen HM. ADAM33 Gene Polymorphisms and Mortality. A Prospective Cohort Study. *PLoS ONE.* 2013;8(7): e67768.

Foley SC. Increased expression of ADAM33 and ADAM8 with disease progression in asthma. *J Allergy Clin Immunol.* 2007;119:863-71.

Franchimont D, Martens H, Hagelstein M-T, Louis E, Dewe W, Chrousos GP, Belaiche J, Geenen V. Tumor necrosis factor alpha decreases, and interleukin-10 increases, the sensitivity of human monocytes to dexamethasone: potential regulation of the glucocorticoid receptor. *J. Clin. Endocr. Metab.* 1999;84:2834-2839.

rase T, Itoh M, et al. Occludin: a novel integral membrane protein ing at tight junctions. *J Cell Biol.* 1993;123:1777–88.



Gesser B, Leffers H, Jinqun T, Vestergaard C, Kirstein N, Sindet-Pedersen S, Jensen SL, Thestrup-Pedersen K, Larsen CG. Identification of functional domains on human interleukin 10. Proc. Nat. Acad. Sci. 1997;94:14620-14625.

Giancotti FG, Ruoslahti E. Integrin signal. Science. 1999;285:1028-32.

Giulietti A, Overbergh L, Valckx D, Decallonne C, Bouillon R, Mathieu C. An Overview of real-time quantitative PCR: Applications to quantify cytokine gene expression. Methods. 2001;25:386-401.

Glabinski AR, Ransohoff RM. Chemokines and chemokine receptors in CNS pathology. J Neurovirol. 1999;5:3-12.

Global Initiative for asthma. Diagnosis and initial treatment of asthma, COPD and asthma-COPD overlap (ACO). In: Global strategy for asthma management and Prevention. NHLBI Publication; 2018.p.89-98.

Global Initiative for Chronic Obstructive Pulmonary Disease. Pathogenesis, pathology and pathophysiology. In: Global strategy for diagnosis management and prevention of Chronic Obstructive Lung Disease. NHLBI Publication; 2014.p.29-39.

Global Initiative for Chronic Obstructive Pulmonary Disease. Diagnosis and assessment. In: Global strategy for diagnosis management and prevention of Chronic Obstructive Lung Disease. NHLBI Publication; 2017.p.1-56.

Gottschall PE, Deb S. Regulation of matrix metalloproteinase expression in astrocytes, microglia and neurons. Neuroimmunomodulation 1996;3:69-75

Grashoff C, Thievessen I, Lorenz K, et al. Integrin-linked kinase: integrin's mysterious partner. Curr Opin Cell Biol. 2004;16:565-71.

Grinnell F. Fibronectin and wound healing. J Cell Biochem. 1984;26:107-16.



winiuk M, Zagorska W, Grzela T. Airway Remodeling in Chronic Obstructive Pulmonary Disease and Asthma: the Role of Matrix metalloproteinase-9. Arch. Immunol. Ther. Exp. 2016;64:47-55.

Gross J, Lapière CM. Collagenolytic activity in amphibian tissues: a tissue culture assay. Proc Natl Aca. Sci USA. 1962;48:1014-1022.

Gu Z, Cui J, Brown S, et al. A highly specific inhibitor of matrix metalloproteinase-9 rescues laminin from proteolysis and neurons from apoptosis in transient focal cerebral ischemia. J Neurosci. 2005;25:6401-6408.

Guyton KZ, Liu Y, Gorospe M, et al. Activation of mitogen-activated protein kinase by H₂O₂: role in cell survival following oxidant injury. J Biol Chem 1996;271:4138-4142.

Hackett TL, Holloway R, Holgate ST, Warner JA. Dynamics of pro-inflammatory and anti-inflammatory cytokine release during acute inflammation in chronic obstructive pulmonary disease: an ex vivo study. Respiratory Research. 2008;9:47.

Haitchi HM, Powell RM, Shaw TJ, Howarth PH, Wilson SJ, Wilson DI, et al. A disintegrin and metalloprotease 33 expression in asthmatic airways and human embryonic lungs. Am J Respir Crit Care Med 2005; 171:958-65.

Halpin DMG. Aetiology. COPD. 3rd ed. London: Mosby ;2001.p.11-21

Hans VH, Kossmann T, Lenzlinger PM. Experimental axonal injury triggers interleukin-6 mRNA, protein synthesis and release into cerebrospinal fluid. J Cereb Blood Flow Metab. 1999;19:184-94.

Harashima S, Horiuchi T, Hatta N, et al. Outside-to-inside signal through the membrane TNF- α induces E-selectin(CD62E) expression on activated human CD4⁺T cells. J Immunol 2001;166:130-6.

Hästabacka J, Tiainen M, Hynninen M, et al. Serum matrix metalloproteinases in patients resuscitated from cardiac arrest. The association with therapeutic hypothermia. Resuscitation. 2012;83:197-201.

Hatta M, Ratnawati, Tanaka M, et al. NRAMP1/SLC11A1 gene polymorphisms and host susceptibility to Mycobacterium tuberculosis and leprae in Sulawesi, Indonesia. Southeast Asian J. Trop Med Public Health. 41;2:386-94,



Hatta M, Smits HL. Detection of Salmonella typhi by nested Polymerase Chain Reaction in blood, urine and stool samples. American J. Tropical Medicine Hygiene. 2007;76:139-43

Helmersson-Karlqvist J, Åkerfeldt T, Gunningberg L, et al. Serum MMP-9 and TMP-1 concentrations and MMP-9 activity during surgery-induced inflammation in humans. Clin Chem Lab Med. 2012;50;6:1115-1119.

Hirano T, Yasukawa K, Harada H, Taga T, Watanabe Y, Matsuda T, Kashiwamura S, Nakajima K, Koyama K, Iwamatsu A, Tsunasawa S, Sakiyama F, Matsui H, Takahara Y, Taniguchi T, Kishimoto T. Complementary DNA for a novel human interleukin (BSF-2) that induces B lymphocytes to produce immunoglobulin. Nature. 1996;324:73-76.

Howes A, Stimpson P, Redford. Interleukin-10: Cytokines in anti-inflammation and tolerance. In: Yoshimoto T., Yoshimoto T., (Eds) Cytokine Frontiers.Regulation of immune responses in health and disease. Tokyo:Springer, 2014:327-52.

Hukkelhoven CW, Steyerberg EW, Habbem JD, et al. Predicting outcome after traumatic brain injury: development and validation of a prognostic score based on admission characteristics. J Neurotrauma. 2005;22:1025-39.

Ito I, et al. Downregulation of a disintegrin and metalloproteinase 33 by IFN-g in human airway smooth muscle cells. J Allergy Clin Immunol. 2007;119(1):90-7.

I Swift, et al. Demographic, Physiologic and Radiographic Characteristics of COPD Patients Taking Chronic Systemic Corticosteroids. COPD. 2012;9(1):29–35.

Jarnicki AG, Conroy H, Brereton C, Donnelly G, et al. Attenuating regulatory T cell induction by TLR agonists through inhibition of p38 MAPK signaling in dendritic cells enhances their efficacy as vaccine adjuvants and cancer immunotherapeutics. J Immunol. 2008;180(6):3797–3806.

Ji J, et al. Compartment differences of inflammatory activity in chronic obstructive pulmonary disease. Respir Res. 2014;15:104.

Book D, Papoutsopoulou S, et al. TPL-2 negatively regulates iron-beta production in macrophages and myeloid dendritic cells. Med. 2009;206(9):1863–1871.



Kemper C, Chan AC, Green JM, Brett KA, Murphy KM, Atkinson JP. Activation of human CD4+ cells with CD3 and CD46 induces a T-regulatory cell 1 phenotype. *Nature*. 2003;421:388-392.

Kim C, Sano Y, Todorova K, et al. The kinase p38 alpha serves cell type-specific inflammatory functions in skin injury and coordinates pro- and anti-inflammatory gene expression. *Nat Immunol*. 2008;9(9):1019-27.

Kim SH, et al. Effect of active vitamin D3 on VEGF- induced ADAM33 expression and proliferation in human airway smooth muscle cells: implications for asthma treatment. *Respiratory Research*. 2017;18;7.

Kolar M, Pacht J, Tomasova H. Dynamics of matrix-metalloproteinase 9 after brain trauma-results of a pilot study. *Act Neurochir Suppl*. 2008;102:373-376.

Krakauer T. IL-10 inhibits the adhesion of leukoxtic cells toll-1-activated human endothelial cells. *Immunology Letters*. 1995;45:61-5.

Kuster H, Weiss M, Willeitner AE, et al. Interleukin-1 receptor antagonist and interleukin-6 for early diagnosis of neonatal sepsis 2 days before clinical manifestation. *Lancet*. 1998;352:1271-7.

Lange P, Çolak Y, Ingebrigtsen TS, Vestbo J, Marott JL. Long-term prognosis of asthma, chronic obstructive pulmonary disease, and asthma-chronic obstructive pulmonary disease overlap in the Copenhagen City Heart study: a prospective population-based analysis. *Lancet Respir Med*.2016;4(6):454-62.

Lapperre TS, Postma DS, Gosman MMS, Stroband JBS, Hacken NHT, Hiemstra PS, et al. Relation between duration of smoking cessation and bronchial inflammation in COPD. *Thorax*. 2006;61:115-21.

Lawrence T, Hagemann T, Balkwill F. Sex, cytokines, and cancer. *Science*. 2007;317:51-52.

Loyki KV, et al. Association of ADAM33 gene S1 and S2 transmembrane polymorphisms in COPD from South-Indian population. *The Journal of Medical Human Genetics*. 2016;17:317–323



Lee T-S, Chau L-Y. Heme oxygenase-1 mediates the anti-inflammatory effect of interleukin-10 in mice. *Nature Med.* 2002;8:240-246.

Lee JY, Park SW, Chang HK, Kim HY, Rhim T, Lee JH, et al. A disintegrin and metalloproteinase 33 protein in patients with asthma: relevance to airflow limitation. *Am J Respir Crit Care Med* 2006;173:729-35.

Lequin RM. Enzyme immunoassay (EIA)/enzyme-linked immunosorbent assay (ELISA). *Clin Chem.* 2005;51:2415-8.

Lin M-T, Storer B, Martin PJ, Tseng L-H, Gooley T, Chen P-J, Hansen JA. Relation of an interleukin-10 promoter polymorphism to graft-versus-host disease and survival after hematopoietic-cell transplantation. *New Eng. J. Med.* 2003;349:2201-2210.

Lovejoy B, Welch AR, Carr S, et al. Crystal structures of MMP-1 and 13 reveal the structural basis for selectivity of collagenase inhibition. *Nat Struct Biol.* 1999;6:217-221.

Lodish H, Berk A, Zipursky SL, et al. Integration of signal and gene controls. In: Lodish et al. (Eds). *Molecular cell biology* 4th Edition. New York: WH Freeman, 2000:611-99.

Madiyono B, Sastroasmoro S, Budiman I, dkk. Perkiraan besar sampel. Dalam: Sastroasmoro S dan Ismael S, editors. *Dasar-dasar metodologi penelitian klinis*. Jakarta: CV Sagung Seto, 2014:352-86.

Mandal M, Mandal A, Das S, Chakraborti T, Chakraborti S. Clinical implication of matrix metalloproteinases. *Mol Cell Biochem* 2003;252:305-29.

Maneechotesuwan K, et al. Decreased indoleamine 2,3-dioxygenase activity and IL-10/IL-17A ratio in patients with COPD. *Thorax.* 2013;68:330-7.

Martin-Padura I, Lostaglio S, Schneemann M, et al. Junctional adhesion molecule, a novel member of the immunoglobulin superfamily that clusters at intercellular junctions and modulates monocyte migration. *J Cell Biol.* 1998;142:117-27.

Podda W. Structural basis of matrix metalloproteinases and tissue inhibitors of metalloproteinases. *Mol Biotech.* 2003;25:241-266.



May LT, Ghrayeb J, Santhanam U, Tatter SB, Sthoeger Z, Helfgott DC, Chiorazzi N, Grieninger G, Sehgal PB. Synthesis and secretion of multiple forms of beta-2-interferon/B-cell differentiation factor 2/hepatocyte-stimulating factor by human fibroblasts and monocytes. *J Biol Chem.* 1988;263:7760-7766.

Milner R, Campbell IL. The extracellular matrix and cytokines regulate microglial integrin expression and activation. *J Immunol.* 2003;170:2850-858.

Miranti CK, Brugge JS. Sensing the environment: a historical perspective on integrin signal transduction. *Nat Cell Biol.* 2002;4:E83-E90.

Modi WS, Chen Z-Q. Localization of the human CXC chemokine subfamily on the long arm of chromosome 4 using radiation hybrids. *Genomics.* 1998;47:136-9.

Modi WS, Dean M, Matsushima K, Seuanez H, O'Brien SJ. Chromosome mapping and RFLP analyses of monocyte-derived neutrophil chemotactic factor (MDNCF/IL-8) (Abstract only). *Cytogenet Cell Genet.* 1989;51:1046.

Modi WS, Dean M, Seuanez HN, Mukaida N, Matsushima K, O'Brien SJ. Monocyte-derived neutrophil chemotactic factor (MDNCF/IL-8) resides in a gene cluster along with several other members of the platelet factor 4 gene superfamily. *Hum Genet.* 1990;84:185-7.

Morita K, Furuse M, Fujimoto K, et al. Claudin multigene family encoding four-transmembrane domain protein components of tight junction strands. *Proc Natl Acad Sci USA.* 1999;96:511-6.

Moraes, et al. Interleukin-6 and interleukin-8 blood levels' poor association with the severity and clinical profile of ex-smokers with COPD. *International Journal of COPD.* 2014;9:735-43.

Murphy G, Knauper V. Relating matrix metalloproteinase structure to function: why the "hemopexin" domain? . *Matrix Biol.* 1997;15:511-518.



Visse R, Murphy G. Structure and function of matrix oproteinases and TIMPs. *Cardiovasc Res.* 2006;69:562-573.

Natividad A, Holland MJ, Rockett KA, Forton J, Faal N, Joof HM, Mabey DCW, Bailey RL, Kwiatkowski DP. Susceptibility to sequelae of human ocular chlamydial infection associated with allelic variation in IL10 cis-regulation. *Hum. Molec. Genet.* 2008;17:323-329.

Neidhardt R, Keel M, Steckholzer U, et al. Relationship of interleukin-10 plasma levels to severity of injury and clinical outcome in injured patients. *J Trauma.* 1997;42(5):863-70[discussion 870-1].

Netzel-Arnett S, Salari A, Goli UB, et al. Evidence for a triple helix recognition site in hemopexin-like domains of human fibroblast and neutrophil interstitial collagenases. *Ann NY Acad Sci.* 1994;6:732:22-30.

O'Donovan N, Galvin M, Morgan JG. Physical mapping of the CXC chemokine locus on human chromosome 4. *Cytogenet Cell Genet.* 1999;84:39-42.

Overall CM, Lopez-Otin C. Strategies for MMP inhibition in cancer: innovations for the post-trial era. *Nature Rev Cancer.* 2002;2:657-672.

Pauwels RA, Rabe KF, and clinical features of chronic obstructive pulmonary disease (PPOK). *The Lancet.* 2004;364 (9434):613-20.

Pinderski Oslund LJ, Hedrick CC, Olvera T, Hagenbaugh A, Territo M, Berliner JA, Fyfe AI. Interleukin-10 blocks atherosclerotic events in vitro and in vivo. *Arterioscler. Thromb. Vasc. Biol.* 1999;19:2847-2853.

Pinto-Plata et al. Inflammatory and repair serum biomarker pattern. Association to clinical outcomes in COPD. *Respir Res.* 2012;13:71.

Puxeddu I, et al. The soluble form of a disintegrin and metalloprotease 33 promotes angiogenesis: Implications for airway remodeling in asthma. *J Allergy Clin Immunol.* 2007;121(6):1400-6.e4.

Rawlings ND, Barrett AJ. Evolutionary families of metallopeptidases. *Methods Enzymol.* 1995;248:83-228.



chri M. Hubungan Faktor Risiko Merokok, Infeksi Saluran Napas, Polusi Udara dan Sosial Ekonomi dengan Berbagai Kelompok Stabil di Klinik Paru Rumah Sakit Islam Jakarta Sukapura. *J Med Assoc.* 2014;64:571.

Reid TR, Torti FM, Ringold GM. Evidence for two mechanisms by which tumor necrosis factor kills cells. *J Biol Chem*. 1989;264:4583-89.

Rosenberg GA. Matrix metalloproteinases in neuroinflammation. *Glia*. 2002;39:279–291.

Rosenberg GA, Cunningham LA, Wallace J, et al. Immunohistochemistry of matrix metalloproteinases in reperfusion injury to rat brain: activation of MMP-9 linked to stromelysin-1 and microglia in cell cultures. *Brain Res*. 2001;893:104–112.

Rosenwasser LJ, Borish L. Genetics of atopy and asthma: the rationale behind promoter-based candidate gene studies (IL-4 and IL-10). *Am. J. Resp. Crit. Care Med*. 1997;156:S152-S155.

Ruoslahti E, Pierschbacher MD. New perspectives in cell adhesion: RGD and integrin. *Science*. 1987;238:491-7.

Sabio G, Das M, Mora A, Zhang Z, Jun JY, Ko HJ, Barrett T, Kim JK, Davis RJ. A stress signaling pathway in adipose tissue regulates hepatic insulin resistance. *Science*. 2008;322:1539-1543.

Sampsonas F, et al. DNA sequence variations of metalloproteinases: their role in asthma and COPD. *Postgrad Med J*. 2007;83:244–50.

Saraiva M, O'Garra A. The regulation of IL-10 production by immune cells. *Nat Rev Immunol*. 2010;10(3):170–81.

Schaeffer HJ, Weber MJ. Mitogen-activated protein kinases: specific messages from ubiquitous messengers. *Mol Cell Biol*. 1999;19:2435-44.

Seger R, Krebs EG. The MAPK signaling cascade. *FASEB J*. 1995;9:726-35.

Sehgal PB, P. B., May, L. T., Tamm, I., Vilcek, J. Human beta-2 interferon and B-cell differentiation factor BSF-2 are identical. *Science*. 1987;235:731-732.



Valther Z, Tamm I. Rapid enhancement of beta(2)-interferon/B-cell differentiation factor BSF-2 gene expression in human fibroblasts by glycerols and the calcium ionophore A23187. *Proc. Nat. Acad. Sci*. 84:3663-3667.

Shamara F, Fachri M. Karakteristik pasien PPOK stabil dikaitkan dengan kebiasaan merokok berdasarkan nilai indeks brinkman di RS Islam Sukapura. *J Indon Med Assoc.* 2014:564-69.

Shi L, Kraut RP, Aebersold R, Greenberg AH. A natural killer cell granule protein that induces DNA fragmentation and apoptosis. *J Exp Med.* 1992;175:553-66.

Smyth RL, Mobbs K, O'Hea U, Ashby D, Hart CA. The association between disease severity, cytokines and virus genotype in infants with respiratory syncytial virus (RSV) bronchiolitis. *Arch Dis Child.* 2000;82(Suppl 1):A4-A5.

Sopata I, Dancewicz AM. Presence of a gelatin-specific proteinase and its latent form in human leucocytes. *Biochim Biophys Act.* 1972;258:566-576.

Srivastava M, Eidelman O, Zhang J, Paweletz C, Caohuy H, Yang Q, Jacobson KA, Heldman E, Huang W, Jozwik C, Pollard BS, Pollard HB. Digitoxin mimics gene therapy with CFTR and suppresses hypersecretion of IL-8 from cystic fibrosis lung epithelial cells. *Proc Nat Acad Sci.* 2004;101:7693-98.

Sopata I, Wize J. A latent gelatin specific proteinase of human leucocytes and its activation. *Biochim Biophys Act.* 1979;571:305-312.

Steffensen B, Wallon UM, Overall CM. Extracellular matrix binding properties of recombinant fibronectin type II-like modules of human 72-kDa gelatinase/type IV collagenase. High affinity binding to native type I collagen but not native type IV collagen. *J Biol Chem.* 1995;270:11555-11566.

Strieter RM, Polverini P J, Arenberg DA, Kunkel SL. The role of CXC chemokines as regulators of angiogenesis. *Shock.* 1995;4:155-60.

Sun J, Madan R, Karp CL, Braciale TJ. Effector T cells control lung inflammation during acute influenza virus infection by producing IL-10. *J Exp Med.* 2009;15:277-284.



Suradi, Yusup Subagio, Revino, et al. Hubungan antara Penyakit Paru Obstruktif Kronik Eksaserbasi Akut dengan Hasil Kultur Sputum Bakteri pada Rumah Sakit R. Moewardi Surakarta. *J Respir Indo*.2012;218-22.

Staton GW. Chronic obstructive disease of the lung: COPD [cited 2006, March 24]. Available from URL. <http://www.medscape.com/viewarticle/526120>.

Tang CL and Chen Z. Differential gene expression between asymptomatic HBV carriers and normal adults. *Hepatobiliary Pancreat Dis Int* 2009;8(4):383-8.

Terkeltaub RA. IL-10: an 'immunologic scalpel' for atherosclerosis? (Editorial) *Atheroscler. Thromb. Vasc. Biol.* 1999;19:2823-2825.

Turner DM, Williams DM, Sankaran D, Lazarus M, Sinnott PJ, Hutchinson IV. An investigation of polymorphism in the interleukin-10 gene promoter. *Europ. J. Immunogenet.* 1997;24:1-8.

Van Eerdewegh P, Little RD, Dupuis J, Del Mastro, RG, Falls K, Simon J, Torrey D, Pandit S, McKenny J, Braunschweiger K, Walsh A, Liu Z, and 26 others. Association of the ADAM33 gene with asthma and bronchial hyperresponsiveness. *Nature* 418: 426-430, 2002.

Vargová V, Pytliak M, Mechírová V. Matrix metalloproteinase. In: Gupta SP (Ed). *Matrix metalloproteinase inhibitors*. New York: Springer 2012:1-32

Vesbo J, Hurd S, Agusti A, Jones P, dkk. Global Strategy for the diagnosis, management and prevention of chronic obstructive pulmonary disease: GOLD executive summary, *Am J Respir Crit Care Med*, 2014; 187(4):347-65.

Vieira P, de Waal-Malefyt R, Dang M-N, Johnson KE, Kastelein R, Fiorentino DF, deVries JE, Roncarolo M-G, Mosmann TR, Moore KW. Isolation and expression of human cytokine synthesis inhibitory factor cDNA clones: homology to Epstein-Barr virus open reading frame BCRF1. *Proc Nat Acad Sci.* 1991;88:1172-1176.



Rinaldi C, Deng B, Liu G, Fedor B, Tidball JG. Interleukin-10 less the pathology of mdx muscular dystrophy by deactivating M1 phages and modulating macrophage phenotype. *Hum. Molec.* 2011;20:790-805.

Wang X, et al. Genetic variants in ADAM33 are associated with airway inflammation and lung function in COPD. BMC Pulmonary Medicine. 2014;14:173.

Wang X, Li L, Xiao J, Jin C, Huang K, Kang X, Wu X, Lv F. Association of ADAM 33 gene polymorphisms with COPD in a northeastern Chinese population. BMC Medical Genetics. 2009;10:132.

Ware CF. Network communication: lymphotoxins, LIGHT and TNF Annu Rev Immunol. 2005;23:787-819.

Weissenbach J, Chernajovsky Y, Zeevi M, Shulman L, Soreq H, Nir U, Wallach D, Perricaudet M, Tiollais P, Revel M. Two interferon mRNAs in human fibroblasts: in vitro translation and Escherichia coli cloning studies. Proc Nat Acad Sci. 1980;77:7152-7156.

White AJ, Gompertz S, Stockley RA. Chronic obstructive pulmonary disease 6 : the aetiology of exacerbations of chronic obstructive pulmonary disease. Thorax. 2003;58:73-80

Woessner JF Jr. The family of matrix metalloproteinases. Ann NY Acad Sci. 1994;732:11-21.

Xu F, et al. Scutellaria baicalensis Attenuates Airway Remodeling via PI3K/Akt/NF- κ B Pathway in Cigarette Smoke Mediated-COPD Rats Model. Evidence-Based Complementary and Alternative Medicine. 2018;2018:1-12.

Yaglom J, O'Callaghan-Sunol C, Gabai V, et al. Inactivation of dual-specificity phosphatases is involved in the regulation of extracellular signal-regulated kinases by heat shock and hsp72. Mol Cell Biol. 2003;23:3813-24.

Yajima T, Yagihashi A, Furuya D. et al Quantitative reverse transcription-PCR assay of the RNA component of human telomerase using the TaqMan fluorogenic detection system. Clinical Chemistry. 1998;44(12):2441-5.



of the CpG DNA-mediated Th1 response. *J Immunol.* 2002;168(9):4711-20.

Yong VW. The potential use of MMP inhibitors to treat CNS disease. *Exp Op Invest Drugs.* 1999;8:255-268.

Yong VW, Krekoski CA, Forsyth PA, et al. Matrix metalloproteinases and disease of the CNS. *Trends Neurosci.* 1998; 21:75–80.

Yoshinaka T, Nishii K, Yamada K, Sawada H, Nishiwaki E, Smith K, Yoshino K, Ishiguro H, Higashiyama S. Identification and characterization of novel mouse and human ADAM33s with potential metalloprotease activity. *Gene* 282:227-236, 2002.

Yunus F. Gambaran penderita PPOK yang dirawat di bagian Pulmonologi FKUI/RSUP Persahabatan Jakarta. *J Respir Indo* 2000;20:64-8

Yuwono S, Hendarsyah S. Penyakit paru obstruktif kronik. *Ina J Chest Crit and Emerg M,* 2014:85-7.

YuY, Chadee K. The 3-prime-untranslated region of human interleukin-8 mRNA suppresses IL-8 gene expression. *Immunology.* 2001;102:498-505.

Zdanov A, Schalk-Hihi C, Gustchina A, et.al. Crystal structure of interleukin-10 reveals the functional dimer with an unexpected topological similarity to interferon gamma". *Structure.*1995;3(6):591–601.

Zenker S, Panteleev-Ivlev J, Wirtz S, Kishimoto T, Waldner MJ, Ksionda O, Tybulewicz VLJ, Neurath MF, Atreya I. A key regulatory role for Vav1 in controlling lipopolysaccharide endotoxemia via macrophage-derived IL-6. *J. Immun.* 2014;192:2830-2836.

Zhang B, Henney A, Eriksson P, et al. Genetic variation at the matrix metalloproteinase -9 locus on chromosome 20q12.2-13.1. *Hum Genet* 1999;105:418-423.

Zhang J, Wu L, Qu JM. Inhibited proliferation of human lung fibroblasts by LPS through IL-6 and IL-8 release. *Cytokine.* 2011;54:289–95.



C, Shan X, et al. Matrix metalloproteinases and their tissue factors in serum and cerebrospinal fluid of patients with moderate and severe traumatic brain injury. *Neurol India.* 2013;61:606-60.

Zhou DC, Zhou CF, Toloo S, Shen T, Tong SL, Zhu QX. Association of a disintegrin and metalloprotease 33 (ADAM33) gene polymorphisms with the risk of COPD: an update meta-analysis of 2,644 cases and 4,804 controls. *Mol Biol Rep.* 2015;42:409-22

Zhou H, Chen Q, Kong DL, et al. Effect of resveratrol on gliotransmitter levels and p38 activities in cultured astrocytes. *Neurochem Res.* 2010;36,17-26.

Zhou X, Fragala MS, McElhaney et al. Conceptual and methodological issues relevant to cytokine and inflammatory marker measurements in clinical research. *Curr Opin Clin Nutr Metab Care.* 2010;13(5):541-7.

Zlotnik A, Yoshie O. Chemokines: a new classification system and their role in immunity. *Immunity.* 2000;12:121-127.



LAMPIRAN





KEMENTERIAN RISET, TEKNOLOGI DAN PENDIDIKAN TINGGI
UNIVERSITAS HASANUDDIN
FAKULTAS KEDOKTERAN
RSPTN UNIVERSITAS HASANUDDIN
RSUP Dr. WAHIDIN SUDIROHUSODO MAKASSAR
KOMITE ETIK PENELITIAN KESEHATAN



Sekretariat : Lantai 3 Gedung Laboratorium Terpadu
JL.PERINTIS KEMERDEKAAN KAMPUS TAMALANREA KM.10 MAKASSAR 90245.
Contact Person: dr. Agussalim Bukhari, MMed,PhD, SpGK TELP. 081241850858, 0411 5780103, Fax : 0411-581431

REKOMENDASI PERSETUJUAN ETIK

Nomor : 1006 / H4.8.4.5.31 / PP36-KOMETIK / 2017

Tanggal: 27 November 2017

Dengan ini Menyatakan bahwa Protokol dan Dokumen yang Berhubungan Dengan Protokol berikut ini telah mendapatkan Persetujuan Etik :

No Protokol	UH17010816	No Sponsor	
		Protokol	
Peneliti Utama	dr. Muhammad Fachri, SpP	Sponsor	Pribadi
Judul Peneliti	Peran Gen ADAM 33 pada Patomekanisme Molekuler Penyakit Paru Obstruktif Kronik (PPOK) .Kajian: Polimorfisme dan ekspresi mRNA gen ADAM 33, Kadar Protein IL-6 IL-8,IL-10,MMP-9 serta derajat PPOK		
No Versi Protokol	2	Tanggal Versi	17 November 2017
No Versi PSP	2	Tanggal Versi	17 November 2017
Tempat Penelitian	RSI Cempaka Putih, RSI Sukapura dan RSI Pondok Kopi Jakarta		
Dokumen Lain			
Jenis Review	<input type="checkbox"/> Exempted <input checked="" type="checkbox"/> Expedited <input type="checkbox"/> Fullboard Tanggal	Masa Berlaku 27 November 2017 sampai 27 November 2018	Frekuensi review lanjutan
Ketua Komisi Etik Penelitian	Nama Prof.Dr.dr. Suryani As'ad, M.Sc.,Sp.GK (K)	Tanda tangan 	Tanggal
Sekretaris Komisi Etik Penelitian	Nama dr. Agussalim Bukhari, M.Med.,Ph.D.,Sp.GK (K)	Tanda tangan 	Tanggal

Kewajiban Peneliti Utama:

- Menyerahkan Amandemen Protokol untuk persetujuan sebelum di implementasikan
- Menyerahkan Laporan SAE ke Komisi Etik dalam 24 Jam dan dilengkapi dalam 7 hari dan Laporan SUSAR dalam 72 Jam setelah Peneliti Utama menerima laporan
- Menyerahkan Laporan Kemajuan (progress report) setiap 6 bulan untuk penelitian resiko tinggi dan setiap setahun untuk penelitian resiko rendah
- Menyerahkan laporan akhir setelah Penelitian berakhir
- Melaporkan penyimpangan dari prokol yang disetujui (protocol deviation / violation)
- Mematuhi semua peraturan yang ditentukan





RUMAH SAKIT ISLAM JAKARTA SUKAPURA

Jl. Tidar Cakung No. 5 Sukapura - Jakarta Utara 14140

Telp : 021 4400778, 4400779 - Fax : 021 4400782

Email : rsijsukapura@gmail.com - Website : www.rsijsukapura.co.id

بِسْمِ اللَّهِ الرَّحْمَنِ الرَّحِيمِ

Nomor : 382/VIII/E.11/2017
Perihal : Persetujuan Izin Penelitian

Jakarta, 13 Shafar 1439 H
02 November 2017 M

Kepada Yth,
Ketua Program Studi Doctor (S3) Ilmu Kedokteran
Fakultas Kedokteran
Universitas Hasanuddin Makassar
Di Tempat

Assalamu'alaikum, Wr. Wb.

Teriring salam, semoga kita semua senantiasa diberikan Inayah-Nya sehingga dapat menjalankan tugas dengan sebaik-baiknya, amin.

Menindaklanjuti surat Saudara No.9476/UN/X/2017 diterima tanggal 13 Oktober 2017 perihal Permohonan Izin Penelitian di Unit Laboratorium, RMK, Rawat Jalan dan Rawat Inap pada tanggal 1 November 2017 s/d 31 Januari 2018 atas nama mahasiswa yaitu :

Nama : Muhammad Fachri
No. Registrasi : P0200315003
Program Studi : Doktor (S3) Ilmu Kedokteran
Judul Penelitian : Peran Gen ADAM 33 pada Patomekanisme Molekuler Penyakit Paru Obstruktif Kronik (PPOK) Kajian : Polimorfisme dan ekspresi Mrna Gen ADAM 33, Kadar Protein IL-6, IL-8, IL-10, MMP-9 Serta Derajat PPOK.

maka kami sampaikan hal-hal sebagai berikut:

- Pada prinsipnya kami menyetujui pelaksanaan kegiatan tersebut.
- Untuk informasi lebih lanjut dapat menghubungi Unit Diklat RS Islam Jakarta Sukapura di nomor Telp. (021) 4400778/79/81-Ext.111/ 140

Demikian, atas perhatian & kerjasamanya diucapkan terima kasih.

Wassalamu'alaikum Wr. Wb.

Direksi
RS ISLAM JAKARTA SUKAPURA



dr. Rachmat Mulyana Memet, Sp.Rad
Direktur Utama



بِسْمِ اللَّهِ الرَّحْمَنِ الرَّحِيمِ

Nomor : 518/XIV-Eks/RSIJK/10/2017
Lamp. : -
Perihal : **Tanggapan Penelitian Disertasi**

Jakarta, 30 Oktober 2017 M.
10 Shafar 1439 H.

Kepada Yth.
Prof. dr. Mochammad Hatta, Ph.D, Sp.MK(K)
Ketua Program Studi Doktor (S3) Ilmu Kedokteran
Fakultas Kedokteran Universitas Hasanuddin Makassar
Di – Tempat.

Assalaamu'alaikum Wr.Wb.

Memperhatikan surat dari Fakultas Kedokteran Universitas Hasanuddin Makassar No. 9477/UN/X/2017 perihal Penelitian Disertasi, dengan ini disampaikan bahwa pada prinsipnya kami menyetujui mahasiswa di bawah ini:

Nama : Muhammad Fachri
NPM : P0200315003
Program Studi : Doktor (S3) Ilmu Kedokteran
Judul Disertasi : **"Peran Gen ADAM 33 pada Patomekasisme Molekuler Penyakit Paru Obstruktif Kronik (PPOK) Kajian: Polimorfisme dan ekspresi mRNA Gen ADAM 33, kadar protein IL-6, IL-8, IL-10, MMP-9 serta derajat PPOK"**

Melaksanakan Penelitian dan Pengambilan Data Penulisan Disertasi di bagian Rawat jalan dan Laboratorium RS. Islam Jakarta Pondok Kopi. Untuk pelaksanaan dan informasi lebih lanjut agar menghubungi Ibu Ismi Wakisah di No. (021) 8630654 ext. 4409 bagian Diklat RS Islam Jakarta Pondok Kopi.

Wassalaamu'alaikum Wr.Wb.

Direksi
RS. ISLAM JAKARTA PONDOK KOPI



Dr. H. Slamet Budiarto, S.H., M.H.Kes.
Direktur Utama

Tembusan;

1. Ka. Sie. Diklat;
2. Ka. Unit kerja Terkait;
3. Arsip.-



T 021 29809000 / 021 8630654 E rsijpk@rsijpondokkopi.co.id
F 021 8611101 W www.rumahsakitislam.com

Inisan Dalam Pelayanan

Kategorik Derajat PPOK

Case Processing Summary							
	Kategorik Derajat PPOK	Cases					
		Valid		Missing		Total	
		N	Percent	N	Percent	N	Percent
Ekspresi ADAM m RNA	Kontrol	29	100.0%	0	0.0%	29	100.0%
	Kasus	37	100.0%	0	0.0%	37	100.0%
Soluble ADAM 33	Kontrol	29	100.0%	0	0.0%	29	100.0%
	Kasus	37	100.0%	0	0.0%	37	100.0%
Soluble IL-6	Kontrol	29	100.0%	0	0.0%	29	100.0%
	Kasus	37	100.0%	0	0.0%	37	100.0%
Soluble IL-10	Kontrol	29	100.0%	0	0.0%	29	100.0%
	Kasus	37	100.0%	0	0.0%	37	100.0%
Soluble IL-8	Kontrol	29	100.0%	0	0.0%	29	100.0%
	Kasus	37	100.0%	0	0.0%	37	100.0%
Soluble MMP-9	Kontrol	29	100.0%	0	0.0%	29	100.0%
	Kasus	37	100.0%	0	0.0%	37	100.0%
fev1persen	Kontrol	29	100.0%	0	0.0%	29	100.0%
	Kasus	37	100.0%	0	0.0%	37	100.0%
fev1mutlak	Kontrol	29	100.0%	0	0.0%	29	100.0%
	Kasus	37	100.0%	0	0.0%	37	100.0%

Kategorik Derajat PPOK

Case Processing Summary							
	Kategorik Derajat PPOK	Cases					
		Valid		Missing		Total	
		N	Percent	N	Percent	N	Percent
Ekspresi ADAM m RNA	Kontrol	29	100.0%	0	0.0%	29	100.0%
	Kasus	37	100.0%	0	0.0%	37	100.0%
Soluble ADAM 33	Kontrol	29	100.0%	0	0.0%	29	100.0%
	Kasus	37	100.0%	0	0.0%	37	100.0%
Soluble IL-6	Kontrol	29	100.0%	0	0.0%	29	100.0%
	Kasus	37	100.0%	0	0.0%	37	100.0%
Soluble IL-10	Kontrol	29	100.0%	0	0.0%	29	100.0%
	Kasus	37	100.0%	0	0.0%	37	100.0%
Soluble IL-8	Kontrol	29	100.0%	0	0.0%	29	100.0%
	Kasus	37	100.0%	0	0.0%	37	100.0%
Soluble MMP-9	Kontrol	29	100.0%	0	0.0%	29	100.0%
	Kasus	37	100.0%	0	0.0%	37	100.0%
fev1persen	Kontrol	29	100.0%	0	0.0%	29	100.0%
	Kasus	37	100.0%	0	0.0%	37	100.0%
fev1mutlak	Kontrol	29	100.0%	0	0.0%	29	100.0%
	Kasus	37	100.0%	0	0.0%	37	100.0%



Descriptives					
	Kategorik Derajat PPOK		Statistic	Std. Error	
Ekspresi ADAM m RNA	Kontrol	Mean		6.9296	.07265
		95% Confidence Interval for Mean	Lower Bound	6.7808	
			Upper Bound	7.0785	
		5% Trimmed Mean		6.9248	
		Median		6.9064	
		Variance		.153	
		Std. Deviation		.39125	
		Minimum		6.24	
		Maximum		7.69	
		Range		1.45	
		Interquartile Range		.52	
		Skewness		.152	.434
		Kurtosis		-.577	.845
		Kasus	Mean		10.3919
	95% Confidence Interval for Mean		Lower Bound	9.8025	
			Upper Bound	10.9813	
	5% Trimmed Mean		10.4185		
	Median		10.4725		
	Variance		3.125		
	Std. Deviation		1.76765		
	Minimum		7.14		
	Maximum		13.17		
	Range		6.03		
	Interquartile Range		3.08		
Skewness			-.153	.388	
Kurtosis			-.970	.759	
Soluble ADAM 33	Kontrol		Mean		.4865
		95% Confidence Interval for Mean	Lower Bound	.4466	
			Upper Bound	.5263	
		5% Trimmed Mean		.4868	
		Median		.4820	
		Variance		.011	
		Std. Deviation		.10476	
		Minimum		.32	
		Maximum		.66	
		Range		.34	
		Interquartile Range		.19	
		Skewness		.014	.434
		Kurtosis		-1.241	.845
		Kasus	Mean		2.1882
			Lower Bound	1.8074	



		95% Confidence Interval for Mean	Upper Bound	2.5691		
		5% Trimmed Mean		2.1807		
		Median		2.0500		
		Variance		1.305		
		Std. Deviation		1.14223		
		Minimum		.52		
		Maximum		4.11		
		Range		3.59		
		Interquartile Range		2.21		
		Skewness		.100	.388	
		Kurtosis		-1.289	.759	
Soluble IL-6	Kontrol	Mean		2.6193	.10848	
		95% Confidence Interval for Mean	Lower Bound	2.3971		
			Upper Bound	2.8416		
		5% Trimmed Mean		2.6159		
		Median		2.6250		
		Variance		.341		
		Std. Deviation		.58419		
		Minimum		1.74		
		Maximum		3.56		
		Range		1.82		
		Interquartile Range		1.01		
		Skewness		.092	.434	
		Kurtosis		-1.249	.845	
		Kasus	Mean		25.5264	2.77268
			95% Confidence Interval for Mean	Lower Bound	19.9032	
				Upper Bound	31.1497	
			5% Trimmed Mean		25.5115	
			Median		26.4230	
			Variance		284.447	
			Std. Deviation		16.86556	
			Minimum		.48	
			Maximum		50.92	
			Range		50.44	
	Interquartile Range		32.87			
	Skewness		-.136	.388		
	Kurtosis		-1.371	.759		
Soluble IL-10	Kontrol	Mean		311.2273	1.50861	
		95% Confidence Interval for Mean	Lower Bound	308.1370		
			Upper Bound	314.3175		
		5% Trimmed Mean		311.2319		
		Median		310.8430		
		Variance		66.002		
		Std. Deviation		8.12413		



		Minimum	298.34	
		Maximum	324.03	
		Range	25.70	
		Interquartile Range	14.86	
		Skewness	.021	.434
		Kurtosis	-1.273	.845
	Kasus	Mean	240.0135	18.46777
		95% Confidence Interval for Mean	Lower Bound	202.5591
			Upper Bound	277.4678
		5% Trimmed Mean	242.8042	
		Median	270.4140	
		Variance	12619.169	
		Std. Deviation	112.33508	
		Minimum	43.12	
		Maximum	387.45	
Range		344.33		
Interquartile Range		197.61		
Skewness		-.417	.388	
Kurtosis		-1.193	.759	
Soluble IL-8		Kontrol	Mean	133.63179
	95% Confidence Interval for Mean		Lower Bound	120.93243
			Upper Bound	146.33116
	5% Trimmed Mean		133.60635	
	Median		133.14900	
	Variance		1114.627	
	Std. Deviation		33.386027	
	Minimum		80.062	
	Maximum		186.973	
	Range		106.911	
	Interquartile Range		58.617	
	Skewness		.032	.434
	Kurtosis		-1.243	.845
	Kasus		Mean	513.45738
		95% Confidence Interval for Mean	Lower Bound	402.83090
			Upper Bound	624.08386
		5% Trimmed Mean	503.28278	
		Median	442.02900	
		Variance	110088.954	
		Std. Deviation	331.796555	
		Minimum	74.911	
		Maximum	1183.325	
		Range	1108.414	
		Interquartile Range	557.031	
	Skewness	.464	.388	
Kurtosis	-1.014	.759		



Soluble MMP-9	Kontrol	Mean		2.10483	.029795
		95% Confidence Interval for Mean	Lower Bound	2.04379	
			Upper Bound	2.16586	
		5% Trimmed Mean		2.10501	
		Median		2.09800	
		Variance		.026	
		Std. Deviation		.160453	
		Minimum		1.839	
		Maximum		2.364	
		Range		.525	
		Interquartile Range		.284	
		Skewness		.010	.434
		Kurtosis		-1.201	.845
	Kasus	Mean		5.20459	.349533
		95% Confidence Interval for Mean	Lower Bound	4.49571	
			Upper Bound	5.91348	
		5% Trimmed Mean		5.19964	
		Median		4.96700	
		Variance		4.520	
		Std. Deviation		2.126127	
		Minimum		1.872	
		Maximum		8.643	
		Range		6.771	
Interquartile Range			3.115		
Skewness			-.062	.388	
Kurtosis			-1.107	.759	
fev1persen	Kontrol	Mean		828.9655	79.71123
		95% Confidence Interval for Mean	Lower Bound	665.6845	
			Upper Bound	992.2466	
		5% Trimmed Mean		833.7184	
		Median		896.0000	
		Variance		184262.534	
		Std. Deviation		429.25812	
		Minimum		80.00	
		Maximum		1511.00	
		Range		1431.00	
		Interquartile Range		288.00	
		Skewness		-.698	.434
		Kurtosis		-.305	.845
	Kasus	Mean		559.2162	50.98884
		95% Confidence Interval for Mean	Lower Bound	455.8061	
			Upper Bound	662.6264	
		5% Trimmed Mean		552.9610	
		Median		571.0000	
		Variance		96194.896	



		Std. Deviation	310.15302	
		Minimum	39.00	
		Maximum	1249.00	
		Range	1210.00	
		Interquartile Range	483.00	
		Skewness	.337	.388
		Kurtosis	-.642	.759
fev1mutlak	Kontrol	Mean	1974.6897	76.66230
		95% Confidence Interval for Mean	Lower Bound	1817.6540
			Upper Bound	2131.7253
		5% Trimmed Mean	1973.2950	
		Median	2070.0000	
		Variance	170436.150	
		Std. Deviation	412.83913	
		Minimum	1027.00	
		Maximum	2900.00	
		Range	1873.00	
		Interquartile Range	630.00	
		Skewness	-.041	.434
		Kurtosis	-.010	.845
		Kasus	Mean	1234.0541
	95% Confidence Interval for Mean		Lower Bound	1029.0993
			Upper Bound	1439.0088
	5% Trimmed Mean		1213.2282	
	Median		1090.0000	
	Variance		377869.219	
	Std. Deviation		614.71068	
	Minimum		280.00	
	Maximum		2540.00	
	Range		2260.00	
	Interquartile Range	910.00		
Skewness	.679	.388		
Kurtosis	-.470	.759		



Kategorik Derajat PPOK

Case Processing Summary							
	Kategorik Derajat PPOK	Cases					
		Valid		Missing		Total	
		N	Percent	N	Percent	N	Percent
Ekspresi ADAM m RNA	Kontrol	29	100.0%	0	0.0%	29	100.0%
	Kasus	37	100.0%	0	0.0%	37	100.0%
Soluble ADAM 33	Kontrol	29	100.0%	0	0.0%	29	100.0%
	Kasus	37	100.0%	0	0.0%	37	100.0%
Soluble IL-6	Kontrol	29	100.0%	0	0.0%	29	100.0%
	Kasus	37	100.0%	0	0.0%	37	100.0%
Soluble IL-10	Kontrol	29	100.0%	0	0.0%	29	100.0%
	Kasus	37	100.0%	0	0.0%	37	100.0%
Soluble IL-8	Kontrol	29	100.0%	0	0.0%	29	100.0%
	Kasus	37	100.0%	0	0.0%	37	100.0%
Soluble MMP-9	Kontrol	29	100.0%	0	0.0%	29	100.0%
	Kasus	37	100.0%	0	0.0%	37	100.0%
fev1persen	Kontrol	29	100.0%	0	0.0%	29	100.0%
	Kasus	37	100.0%	0	0.0%	37	100.0%
fev1mutlak	Kontrol	29	100.0%	0	0.0%	29	100.0%
	Kasus	37	100.0%	0	0.0%	37	100.0%

Descriptives					
	Kategorik Derajat PPOK		Statistic	Std. Error	
Ekspresi ADAM m RNA	Kontrol	Mean	6.9296	.07265	
		95% Confidence Interval for Mean	Lower Bound	6.7808	
			Upper Bound	7.0785	
		5% Trimmed Mean	6.9248		
		Median	6.9064		
		Variance	.153		
		Std. Deviation	.39125		
		Minimum	6.24		
		Maximum	7.69		
		Range	1.45		
		Interquartile Range	.52		
		Skewness	.152	.434	
		Kurtosis	-.577	.845	
	Kasus	Mean	10.3919	.29060	
95% Confidence Interval for Mean		Lower Bound	9.8025		
		Upper Bound	10.9813		
5% Trimmed Mean		10.4185			
Median		10.4725			
Variance		3.125			



		Std. Deviation	1.76765	
		Minimum	7.14	
		Maximum	13.17	
		Range	6.03	
		Interquartile Range	3.08	
		Skewness	-.153	.388
		Kurtosis	-.970	.759
Soluble ADAM 33	Kontrol	Mean	.4865	.01945
		95% Confidence Interval for Mean	Lower Bound	.4466
			Upper Bound	.5263
		5% Trimmed Mean	.4868	
		Median	.4820	
		Variance	.011	
		Std. Deviation	.10476	
		Minimum	.32	
		Maximum	.66	
		Range	.34	
		Interquartile Range	.19	
		Skewness	.014	.434
		Kurtosis	-1.241	.845
		Kasus	Mean	2.1882
	95% Confidence Interval for Mean		Lower Bound	1.8074
			Upper Bound	2.5691
	5% Trimmed Mean		2.1807	
	Median		2.0500	
	Variance		1.305	
	Std. Deviation		1.14223	
	Minimum		.52	
	Maximum		4.11	
	Range		3.59	
	Interquartile Range		2.21	
Skewness	.100		.388	
Kurtosis	-1.289		.759	
Soluble IL-6	Kontrol		Mean	2.6193
		95% Confidence Interval for Mean	Lower Bound	2.3971
			Upper Bound	2.8416
		5% Trimmed Mean	2.6159	
		Median	2.6250	
		Variance	.341	
		Std. Deviation	.58419	
		Minimum	1.74	
		Maximum	3.56	
		Range	1.82	
		Interquartile Range	1.01	
		Skewness	.092	.434



	Kasus	Kurtosis		-1.249	.845
		Mean		25.5264	2.77268
		95% Confidence Interval for Mean	Lower Bound	19.9032	
			Upper Bound	31.1497	
		5% Trimmed Mean		25.5115	
		Median		26.4230	
		Variance		284.447	
		Std. Deviation		16.86556	
		Minimum		.48	
		Maximum		50.92	
		Range		50.44	
		Interquartile Range		32.87	
		Skewness		-.136	.388
		Kurtosis		-1.371	.759
Soluble IL-10	Kontrol	Mean		311.2273	1.50861
		95% Confidence Interval for Mean	Lower Bound	308.1370	
			Upper Bound	314.3175	
		5% Trimmed Mean		311.2319	
		Median		310.8430	
		Variance		66.002	
		Std. Deviation		8.12413	
		Minimum		298.34	
		Maximum		324.03	
		Range		25.70	
		Interquartile Range		14.86	
		Skewness		.021	.434
		Kurtosis		-1.273	.845
		Kasus	Mean		240.0135
	95% Confidence Interval for Mean		Lower Bound	202.5591	
			Upper Bound	277.4678	
	5% Trimmed Mean		242.8042		
	Median		270.4140		
	Variance		12619.169		
	Std. Deviation		112.33508		
	Minimum		43.12		
	Maximum		387.45		
	Range		344.33		
	Interquartile Range		197.61		
	Skewness		-.417	.388	
	Kurtosis		-1.193	.759	
Kontrol	Mean		133.63179	6.199630	
	95% Confidence Interval for Mean	Lower Bound	120.93243		
		Upper Bound	146.33116		
	5% Trimmed Mean		133.60635		
	Median		133.14900		



		Variance	1114.627		
		Std. Deviation	33.386027		
		Minimum	80.062		
		Maximum	186.973		
		Range	106.911		
		Interquartile Range	58.617		
		Skewness	.032	.434	
		Kurtosis	-1.243	.845	
	Kasus	Mean	513.45738	54.547018	
		95% Confidence Interval for Mean	Lower Bound	402.83090	
			Upper Bound	624.08386	
		5% Trimmed Mean	503.28278		
		Median	442.02900		
		Variance	110088.954		
		Std. Deviation	331.796555		
		Minimum	74.911		
		Maximum	1183.325		
		Range	1108.414		
		Interquartile Range	557.031		
		Skewness	.464	.388	
Kurtosis	-1.014	.759			
Soluble MMP-9	Kontrol	Mean	2.10483	.029795	
		95% Confidence Interval for Mean	Lower Bound	2.04379	
			Upper Bound	2.16586	
		5% Trimmed Mean	2.10501		
		Median	2.09800		
		Variance	.026		
		Std. Deviation	.160453		
		Minimum	1.839		
		Maximum	2.364		
		Range	.525		
		Interquartile Range	.284		
		Skewness	.010	.434	
	Kurtosis	-1.201	.845		
	Kasus	Mean	5.20459	.349533	
		95% Confidence Interval for Mean	Lower Bound	4.49571	
			Upper Bound	5.91348	
		5% Trimmed Mean	5.19964		
		Median	4.96700		
		Variance	4.520		
		Std. Deviation	2.126127		
Minimum		1.872			
Maximum		8.643			
Range		6.771			
Interquartile Range	3.115				



		Skewness		-0.062	.388
		Kurtosis		-1.107	.759
fev1persen	Kontrol	Mean		828.9655	79.71123
		95% Confidence Interval for Mean	Lower Bound	665.6845	
			Upper Bound	992.2466	
		5% Trimmed Mean		833.7184	
		Median		896.0000	
		Variance		184262.534	
		Std. Deviation		429.25812	
		Minimum		80.00	
		Maximum		1511.00	
		Range		1431.00	
		Interquartile Range		288.00	
		Skewness		-.698	.434
		Kurtosis		-.305	.845
		Kasus	Mean		559.2162
	95% Confidence Interval for Mean		Lower Bound	455.8061	
			Upper Bound	662.6264	
	5% Trimmed Mean			552.9610	
	Median			571.0000	
	Variance			96194.896	
	Std. Deviation			310.15302	
	Minimum			39.00	
	Maximum			1249.00	
	Range			1210.00	
	Interquartile Range			483.00	
Skewness			.337	.388	
Kurtosis			-.642	.759	
fev1mutlak	Kontrol		Mean		1974.6897
		95% Confidence Interval for Mean	Lower Bound	1817.6540	
			Upper Bound	2131.7253	
		5% Trimmed Mean		1973.2950	
		Median		2070.0000	
		Variance		170436.150	
		Std. Deviation		412.83913	
		Minimum		1027.00	
		Maximum		2900.00	
		Range		1873.00	
		Interquartile Range		630.00	
		Skewness		-.041	.434
		Kurtosis		-.010	.845
		Kasus	Mean		1234.0541
	95% Confidence Interval for Mean		Lower Bound	1029.0993	
			Upper Bound	1439.0088	
	5% Trimmed Mean			1213.2282	



	Median	1090.0000	
	Variance	377869.219	
	Std. Deviation	614.71068	
	Minimum	280.00	
	Maximum	2540.00	
	Range	2260.00	
	Interquartile Range	910.00	
	Skewness	.679	.388
	Kurtosis	-.470	.759

Tests of Normality							
	Kategorik Derajat PPOK	Kolmogorov-Smirnov ^a			Shapiro-Wilk		
		Statistic	df	Sig.	Statistic	df	Sig.
Ekspresi ADAM m RNA	Kontrol	.082	29	.200*	.973	29	.657
	Kasus	.126	37	.146	.951	37	.107
Soluble ADAM 33	Kontrol	.107	29	.200*	.948	29	.166
	Kasus	.107	37	.200*	.932	37	.026
Soluble IL-6	Kontrol	.104	29	.200*	.944	29	.128
	Kasus	.116	37	.200*	.920	37	.011
Soluble IL-10	Kontrol	.103	29	.200*	.947	29	.155
	Kasus	.123	37	.173	.914	37	.007
Soluble IL-8	Kontrol	.100	29	.200*	.950	29	.181
	Kasus	.121	37	.187	.927	37	.018
Soluble MMP-9	Kontrol	.087	29	.200*	.956	29	.259
	Kasus	.109	37	.200*	.941	37	.050
fev1persen	Kontrol	.268	29	.000	.865	29	.002
	Kasus	.127	37	.140	.973	37	.494
fev1mutlak	Kontrol	.134	29	.199	.968	29	.519
	Kasus	.138	37	.071	.933	37	.028

*. This is a lower bound of the true significance.

a. Lilliefors Significance Correction



T-Test

Notes		
Output Created		13-OCT-2018 19:44:39
Comments		
Input	Data	/Users/muhammadfachri/ Documents/dr. Fachri/SPSS dr. Fachri.sav
	Active Dataset	DataSet1
	Filter	<none>
	Weight	<none>
	Split File	<none>
	N of Rows in Working Data File	68
Missing Value Handling	Definition of Missing	User defined missing values are treated as missing.
	Cases Used	Statistics for each analysis are based on the cases with no missing or out-of-range data for any variable in the analysis.
Syntax		T-TEST GROUPS=PPOKkategori kgejala(0 1) /MISSING=ANALYSIS /VARIABLES=umur Jeniskelamin brinkmann /CRITERIA=CI(.95).
Resources	Processor Time	00:00:00.03
	Elapsed Time	00:00:00.00

[DataSet1] /Users/muhammadfachri/Documents/dr. Fachri/SPSS dr. Fachri.sav

Group Statistics					
	PPOK kategorik gejala	N	Mean	Std. Deviation	Std. Error Mean
umur	0	29	67.00	6.628	1.231
	1	37	65.68	5.406	.889
Jeniskelamin	0	29	1.14	.351	.065
	1	37	1.11	.315	.052
brinkmann	0	29	.76	1.023	.190
	1	37	2.03	1.093	.180



Independent Samples Test										
		Levene's Test for Equality of Variances		t-test for Equality of Means						
		F	Sig.	t	df	Sig. (2-tailed)	Mean Difference	Std. Error Difference	95% Confidence Interval of the Difference	
									Lower	Upper
umur	Equal variances assumed	1.241	.269	.894	64	.375	1.324	1.481	-1.634	4.283
	Equal variances not assumed			.872	53.500	.387	1.324	1.518	-1.720	4.369
jenis kelamin	Equal variances assumed	.526	.471	.363	64	.718	.030	.082	-.134	.194
	Equal variances not assumed			.358	56.864	.721	.030	.083	-.137	.196
indeks brinkmann	Equal variances assumed	.001	.973	-4.812	64	.000	-1.268	.264	-1.795	-.742
	Equal variances not assumed			-4.851	61.937	.000	-1.268	.261	-1.791	-.746

T-TEST GROUPS=DerajatPPOK1(0 1)
 /MISSING=ANALYSIS
 /VARIABLES=umur Jeniskelamin brinkmann
 /CRITERIA=CI(.95).



T-Test

Notes		
Output Created		13-OCT-2018 19:46:46
Comments		
Input	Data	/Users/muhammadfachri/Documents/dr. Fachri/SPSS dr. Fachri.sav
	Active Dataset	DataSet1
	Filter	<none>
	Weight	<none>
	Split File	<none>
	N of Rows in Working Data File	68
Missing Value Handling	Definition of Missing	User defined missing values are treated as missing.
	Cases Used	Statistics for each analysis are based on the cases with no missing or out-of-range data for any variable in the analysis.
Syntax		T-TEST GROUPS=DerajatPPOK(0 1) /MISSING=ANALYSIS /VARIABLES=umur Jeniskelamin brinkmann /CRITERIA=CI(.95).
Resources	Processor Time	00:00:00.01
	Elapsed Time	00:00:00.00

Group Statistics					
	Kategorik Derajat PPOK	N	Mean	Std. Deviation	Std. Error Mean
umur	Kontrol	29	67.00	6.628	1.231
	Kasus	37	65.68	5.406	.889
jenis kelamin	Kontrol	29	1.14	.351	.065
	Kasus	37	1.11	.315	.052
indeks brinkmann	Kontrol	29	.76	1.023	.190
	Kasus	37	2.03	1.093	.180



Independent Samples Test										
		Levene's Test for Equality of Variances		t-test for Equality of Means						
		F	Sig.	t	df	Sig. (2-tailed)	Mean Difference	Std. Error Difference	95% Confidence Interval of the Difference	
									Lower	Upper
umur	Equal variances assumed	1.241	.269	.894	64	.375	1.324	1.481	-1.634	4.283
	Equal variances not assumed			.872	53.500	.387	1.324	1.518	-1.720	4.369
jenis kelamin	Equal variances assumed	.526	.471	.363	64	.718	.030	.082	-.134	.194
	Equal variances not assumed			.358	56.864	.721	.030	.083	-.137	.196
indeks brinkmann	Equal variances assumed	.001	.973	-4.812	64	.000	-1.268	.264	-1.795	-.742
	Equal variances not assumed			-4.851	61.937	.000	-1.268	.261	-1.791	-.746

NONPAR CORR

/VARIABLES=SolMMP9 SoliL8 brinkmann PPOKgejala1 solADAM33 solIL6 solIL10

ADAMmRNA derajatPPOK

lekosit eosinofil netrofil

/PRINT=SPEARMAN ONETAILED NOSIG

/MISSING=PAIRWISE.



Nonparametric Correlations

Notes		
Output Created		18-AUG-2018 16:42:46
Comments		
Input	Data	/Users/muhammadfachri/Documents/dr. Fachri/SPSS dr. Fachri.sav
	Active Dataset	DataSet2
	Filter	DerajatPPOK1 = 1 (FILTER)
	Weight	<none>
	Split File	<none>
	N of Rows in Working Data File	37
Missing Value Handling	Definition of Missing	User-defined missing values are treated as missing.
	Cases Used	Statistics for each pair of variables are based on all the cases with valid data for that pair.
Syntax		NONPAR CORR /VARIABLES=SolMMP9 SoliL8 brinkmann PPOKgejala1 solADAM33 solIL6 solIL10 ADAMmRNA derajatPPOK lekosit eosinofil netrofil /PRINT=SPEARMAN ONETAIL NOSIG /MISSING=PAIRWISE.
Resources	Processor Time	00:00:00.02
	Elapsed Time	00:00:00.00
	Number of Cases Allowed	209715 cases ^a
a. Based on availability of workspace memory		



Correlations

			Soluble MMP-9	Soluble IL-8	indeks brinkmann	PPOK berdasarkan gejala1	Soluble ADAM 33	Soluble IL-6	Soluble IL-10	Ekspresi ADAM m RNA	Derajat PPOK Gold	lekosit	eosinofil	netrofil
Spearman's rho	Soluble MMP-9	Correlation Coefficient	1.000	.974**	.700**	.043	.967**	.973**	-.943**	.899**	-.250	.015	.173	.067
		Sig. (1-tailed)	.	.000	.000	.401	.000	.000	.000	.000	.068	.466	.153	.346
		N	37	37	37	37	37	37	37	37	37	37	37	37
	Soluble IL-8	Correlation Coefficient	.974**	1.000	.713**	.078	.976**	.985**	-.962**	.908**	-.236	.019	.140	.030
		Sig. (1-tailed)	.000	.	.000	.323	.000	.000	.000	.000	.080	.455	.204	.429
		N	37	37	37	37	37	37	37	37	37	37	37	37
	indeks brinkmann	Correlation Coefficient	.700**	.713**	1.000	.242	.754**	.702**	-.662**	.609**	-.057	-.173	.185	.011
		Sig. (1-tailed)	.000	.000	.	.074	.000	.000	.000	.000	.369	.154	.137	.475
		N	37	37	37	37	37	37	37	37	37	37	37	37
	PPOK berdasarkan gejala1	Correlation Coefficient	.043	.078	.242	1.000	.025	.035	-.014	-.065	.211	.048	.093	.157
		Sig. (1-tailed)	.401	.323	.074	.	.442	.417	.467	.351	.105	.389	.293	.176
		N	37	37	37	37	37	37	37	37	37	37	37	37
	Soluble ADAM 33	Correlation Coefficient	.967**	.976**	.754**	.025	1.000	.976**	-.947**	.897**	-.213	.024	.142	.055
		Sig. (1-tailed)	.000	.000	.000	.442	.	.000	.000	.000	.103	.443	.200	.374
		N	37	37	37	37	37	37	37	37	37	37	37	37
	Soluble IL-6	Correlation Coefficient	.973**	.985**	.702**	.035	.976**	1.000	-.987**	.945**	-.216	.074	.130	.059
		Sig. (1-tailed)	.000	.000	.000	.417	.000	.	.000	.000	.100	.331	.222	.365
		N	37	37	37	37	37	37	37	37	37	37	37	37
	Soluble IL-10	Correlation Coefficient	-.943**	-.962**	-.662**	-.014	-.947**	-.987**	1.000	-.950**	.217	-.113	-.117	-.073
		Sig. (1-tailed)	.000	.000	.000	.467	.000	.000	.	.000	.099	.254	.245	.333
		N	37	37	37	37	37	37	37	37	37	37	37	37
Ekspresi ADAM m RNA	Correlation Coefficient	.899**	.908**	.609**	-.065	.897**	.945**	-.950**	1.000	-.229	.139	.169	.104	
	Sig. (1-tailed)	.000	.000	.000	.351	.000	.000	.000	.	.087	.205	.159	.270	
	N	37	37	37	37	37	37	37	37	37	37	37	37	
Derajat PPOK Gold	Correlation Coefficient	-.250	-.236	-.057	.211	-.213	-.216	.217	-.229	1.000	.013	-.166	.123	
	Sig. (1-tailed)	.068	.080	.369	.105	.103	.100	.099	.087	.	.469	.163	.234	
	N	37	37	37	37	37	37	37	37	37	37	37	37	
	Correlation Coefficient	.015	.019	-.173	.048	.024	.074	-.113	.139	.013	1.000	.011	.346*	
	Sig. (1-tailed)	.466	.455	.154	.389	.443	.331	.254	.205	.469	.	.473	.018	
	N	37	37	37	37	37	37	37	37	37	37	37	37	
	Correlation Coefficient	.173	.140	.185	.093	.142	.130	-.117	.169	-.166	.011	1.000	.213	
	Sig. (1-tailed)													



Optimization Software:
www.balesio.com

		Sig. (1-tailed)	.153	.204	.137	.293	.200	.222	.245	.159	.163	.473	.	.103
		N	37	37	37	37	37	37	37	37	37	37	37	37
	netrofil	Correlation Coefficient	.067	.030	.011	.157	.055	.059	-.073	.104	.123	.346*	.213	1.000
		Sig. (1-tailed)	.346	.429	.475	.176	.374	.365	.333	.270	.234	.018	.103	.
		N	37	37	37	37	37	37	37	37	37	37	37	37
**. Correlation is significant at the 0.01 level (1-tailed).														
*. Correlation is significant at the 0.05 level (1-tailed).														

USE ALL.

COMPUTE filter_\$=(DerajatPPOK1 = 0).

VARIABLE LABELS filter_\$ 'DerajatPPOK1 = 0 (FILTER)'.
 VALUE LABELS filter_\$ 0 'Not Selected' 1 'Selected'.
 FORMATS filter_\$ (f1.0).
 FILTER BY filter_\$.
 EXECUTE.
 NONPAR CORR

/VARIABLES=SolMMP9 SoliL8 brinkmann PPOKgejala1 solADAM33 solIL6 solIL10 ADAMmRNA derajatPPOK
 lekosit eosinofil netrofil
 /PRINT=SPEARMAN ONETAILED NOSIG
 /MISSING=PAIRWISE.



Nonparametric Correlations

Notes		
Output Created		18-AUG-2018 23:58:50
Comments		
Input	Data	/Users/muhammadfachri/Documents/dr. Fachri/SPSS dr. Fachri.sav
	Active Dataset	DataSet2
	Filter	DerajatPPOK1 = 0 (FILTER)
	Weight	<none>
	Split File	<none>
	N of Rows in Working Data File	29
Missing Value Handling	Definition of Missing	User-defined missing values are treated as missing.
	Cases Used	Statistics for each pair of variables are based on all the cases with valid data for that pair.
Syntax		<pre> NONPAR CORR /VARIABLES=SolMMP9 SolIL8 brinkmann PPOKgejala1 solADAM33 solIL6 solIL10 ADAMmRNA derajatPPOK lekosit eosinofil netrofil /PRINT=SPEARMAN ONETAIL NOSIG /MISSING=PAIRWISE. </pre>
Resources	Processor Time	00:00:00.02
	Elapsed Time	00:00:00.00
	Number of Cases Allowed	209715 cases ^a
a. Based on availability of workspace memory		



Correlations														
			Soluble MMP-9	Soluble IL-8	indeks brinkmann	PPOK berdasarkan gejala1	Soluble ADAM 33	Soluble IL-6	Soluble IL-10	Ekspresi ADAM m RNA	Derajat PPOK Gold	lekosit	eosinofil	netrofil
Spearman's rho	Soluble MMP-9	Correlation Coefficient	1.000	.497**	-.070	.	-.015	-.003	-.467**	.078
		Sig. (1-tailed)	.	.003	.358	.	.470	.494	.005	.345
		N	29	29	29	29	29	29	29	29	29	29	0	0
	Soluble IL-8	Correlation Coefficient	.497**	1.000	-.136	.	-.211	.153	-.293	-.228
		Sig. (1-tailed)	.003	.	.241	.	.136	.213	.061	.118
		N	29	29	29	29	29	29	29	29	29	29	0	0
	indeks brinkmann	Correlation Coefficient	-.070	-.136	1.000	.	.107	.244	.016	-.079
		Sig. (1-tailed)	.358	.241	.	.	.291	.101	.467	.341
		N	29	29	29	29	29	29	29	29	29	29	0	0
	PPOK berdasarkan gejala1	Correlation Coefficient
		Sig. (1-tailed)
		N	29	29	29	29	29	29	29	29	29	29	0	0
	Soluble ADAM 33	Correlation Coefficient	-.015	-.211	.107	.	1.000	-.186	-.106	-.032
		Sig. (1-tailed)	.470	.136	.291	.	.	.167	.292	.435
		N	29	29	29	29	29	29	29	29	29	29	0	0
	Soluble IL-6	Correlation Coefficient	-.003	.153	.244	.	-.186	1.000	-.044	-.079
		Sig. (1-tailed)	.494	.213	.101	.	.167	.	.410	.343
		N	29	29	29	29	29	29	29	29	29	29	0	0
	Soluble IL-10	Correlation Coefficient	-.467**	-.293	.016	.	-.106	-.044	1.000	-.076
		Sig. (1-tailed)	.005	.061	.467	.	.292	.410	.	.347
		N	29	29	29	29	29	29	29	29	29	29	0	0
Ekspresi ADAM m RNA	Correlation Coefficient	.078	-.228	-.079	.	-.032	-.079	-.076	1.000	
	Sig. (1-tailed)	.345	.118	.341	.	.435	.343	.347	
	N	29	29	29	29	29	29	29	29	29	29	0	0	0
Derajat PPOK Gold	Correlation Coefficient	
	Sig. (1-tailed)	
	N	29	29	29	29	29	29	29	29	29	29	0	0	0
	Correlation Coefficient	
	Sig. (1-tailed)	
	N	0	0	0	0	0	0	0	0	0	0	0	0	
	Correlation Coefficient	
	Correlation Coefficient	



		Sig. (1-tailed)
		N	0	0	0	0	0	0	0	0	0	0	0	0
	netrofil	Correlation
		Coefficient
		Sig. (1-tailed)
		N	0	0	0	0	0	0	0	0	0	0	0	0

** . Correlation is significant at the 0.01 level (1-tailed).

NONPAR CORR

/VARIABLES=SolMMP9 SoliL8 brinkmann solADAM33 solIL6 solIL10 ADAMmRNA

/PRINT=SPEARMAN ONETAILED NOSIG

/MISSING=PAIRWISE.



Nonparametric Correlations

Notes		
Output Created		19-AUG-2018 00:07:59
Comments		
Input	Data	/Users/muhammadfachri/Documents/dr. Fachri/SPSS dr. Fachri.sav
	Active Dataset	DataSet2
	Filter	DerajatPPOK1 = 0 (FILTER)
	Weight	<none>
	Split File	<none>
	N of Rows in Working Data File	29
Missing Value Handling	Definition of Missing	User-defined missing values are treated as missing.
	Cases Used	Statistics for each pair of variables are based on all the cases with valid data for that pair.
Syntax		NONPAR CORR /VARIABLES=SolMMP9 SolIL8 brinkmann solADAM33 solIL6 solIL10 ADAMmRNA /PRINT=SPEARMAN ONETAIL NOSIG /MISSING=PAIRWISE.
Resources	Processor Time	00:00:00.01
	Elapsed Time	00:00:00.00
	Number of Cases Allowed	314572 cases ^a
a. Based on availability of workspace memory		



Correlations									
			Soluble MMP-9	Soluble IL-8	indeks brinkmann	Soluble ADAM 33	Soluble IL-6	Soluble IL-10	Ekspresi ADAM m RNA
Spearman's rho	Soluble MMP-9	Correlation Coefficient	1.000	.497**	-.070	-.015	-.003	-.467**	.078
		Sig. (1-tailed)	.	.003	.358	.470	.494	.005	.345
		N	29	29	29	29	29	29	29
	Soluble IL-8	Correlation Coefficient	.497**	1.000	-.136	-.211	.153	-.293	-.228
		Sig. (1-tailed)	.003	.	.241	.136	.213	.061	.118
		N	29	29	29	29	29	29	29
	indeks brinkmann	Correlation Coefficient	-.070	-.136	1.000	.107	.244	.016	-.079
		Sig. (1-tailed)	.358	.241	.	.291	.101	.467	.341
		N	29	29	29	29	29	29	29
	Soluble ADAM 33	Correlation Coefficient	-.015	-.211	.107	1.000	-.186	-.106	-.032
		Sig. (1-tailed)	.470	.136	.291	.	.167	.292	.435
		N	29	29	29	29	29	29	29
	Soluble IL-6	Correlation Coefficient	-.003	.153	.244	-.186	1.000	-.044	-.079
		Sig. (1-tailed)	.494	.213	.101	.167	.	.410	.343
		N	29	29	29	29	29	29	29
	Soluble IL-10	Correlation Coefficient	-.467**	-.293	.016	-.106	-.044	1.000	-.076
		Sig. (1-tailed)	.005	.061	.467	.292	.410	.	.347
		N	29	29	29	29	29	29	29
	Ekspresi ADAM m RNA	Correlation Coefficient	.078	-.228	-.079	-.032	-.079	-.076	1.000
		Sig. (1-tailed)	.345	.118	.341	.435	.343	.347	.
		N	29	29	29	29	29	29	29

** . Correlation is significant at the 0.01 level (1-tailed).

ONEWAY ADAMmRNA solADAM33 solIL6 solIL10 SoliL8 SolMMP9 BY PPOKkategorikgejala
/STATISTICS DESCRIPTIVES
/MISSING ANALYSIS.



Oneway

Notes		
Output Created		19-AUG-2018 09:53:56
Comments		
Input	Data	/Users/muhammadfachri/ Documents/dr. Fachri/SPSS dr. Fachri.sav
	Active Dataset	DataSet2
	Filter	<none>
	Weight	<none>
	Split File	<none>
	N of Rows in Working Data File	68
Missing Value Handling	Definition of Missing	User-defined missing values are treated as missing.
	Cases Used	Statistics for each analysis are based on cases with no missing data for any variable in the analysis.
Syntax		ONEWAY ADAMmRNA solADAM33 solIL6 solIL10 SoliL8 SolMMP9 BY PPOKkategorikgejala /STATISTICS DESCRIPTIVES /MISSING ANALYSIS.
Resources	Processor Time	00:00:00.01
	Elapsed Time	00:00:00.00



Descriptives									
		N	Mean	Std. Deviation	Std. Error	95% Confidence Interval for Mean		Minimum	Maximum
						Lower Bound	Upper Bound		
Ekspresi ADAM m RNA	0	29	6.9296	.39125	.07265	6.7808	7.0785	6.24	7.69
	1	37	10.3919	1.76765	.29060	9.8025	10.9813	7.14	13.17
	Total	66	8.8706	2.18968	.26953	8.3323	9.4089	6.24	13.17
Soluble ADAM 33	0	29	.4865	.10476	.01945	.4466	.5263	.32	.66
	1	37	2.1882	1.14223	.18778	1.8074	2.5691	.52	4.11
	Total	66	1.4405	1.20484	.14831	1.1443	1.7367	.32	4.11
Soluble IL-6	0	29	2.6193	.58419	.10848	2.3971	2.8416	1.74	3.56
	1	37	25.5264	16.86556	2.77268	19.9032	31.1497	.48	50.92
	Total	66	15.4612	16.99799	2.09231	11.2826	19.6398	.48	50.92
Soluble IL-10	0	29	311.2273	8.12413	1.50861	308.1370	314.3175	298.34	324.03
	1	37	240.0135	112.33508	18.46777	202.5591	277.4678	43.12	387.45
	Total	66	271.3044	91.02721	11.20467	248.9271	293.6817	43.12	387.45
Soluble IL-8	0	29	133.63179	33.386027	6.199630	120.93243	146.33116	80.062	186.973
	1	37	513.45738	331.796555	54.547018	402.83090	624.08386	74.911	1183.325
	Total	66	346.56432	312.307819	38.442435	269.78947	423.33916	74.911	1183.325
Soluble MMP-9	0	29	2.10483	.160453	.029795	2.04379	2.16586	1.839	2.364
	1	37	5.20459	2.126127	.349533	4.49571	5.91348	1.872	8.643
	Total	66	3.84258	2.217648	.272974	3.29741	4.38774	1.839	8.643

ANOVA						
		Sum of Squares	df	Mean Square	F	Sig.
Ekspresi ADAM m RNA	Between Groups	194.883	1	194.883	106.811	.000
	Within Groups	116.772	64	1.825		
	Total	311.654	65			
Soluble ADAM 33	Between Groups	47.080	1	47.080	63.735	.000
	Within Groups	47.276	64	.739		
	Total	94.356	65			
Soluble IL-6	Between Groups	8530.914	1	8530.914	53.268	.000
	Within Groups	10249.651	64	160.151		
	Total	18780.565	65			
Soluble IL-10	Between Groups	82448.794	1	82448.794	11.568	.001
	Within Groups	456138.144	64	7127.158		
	Total	538586.938	65			
Soluble IL-8	Between Groups	2345439.408	1	2345439.408	37.580	.000
	Within Groups	3994411.894	64	62412.686		
	Total	6339851.302	65			
Soluble MMP-9	Between Groups	156.212	1	156.212	61.164	.000
	Within Groups	163.456	64	2.554		
	Total	319.668	65			

S=DerajatPPOK1(0 1)

ALYSIS

SolMMP9 SoliL8 ADAMmRNA solIL6 solIL10 solADAM33

.95).



Optimization Software:
www.balesio.com

T-Test

Notes		
Output Created		19-AUG-2018 09:58:33
Comments		
Input	Data	/Users/muhammadfachri/ Documents/dr. Fachri/SPSS dr. Fachri.sav
	Active Dataset	DataSet2
	Filter	<none>
	Weight	<none>
	Split File	<none>
	N of Rows in Working Data File	68
Missing Value Handling	Definition of Missing	User defined missing values are treated as missing.
	Cases Used	Statistics for each analysis are based on the cases with no missing or out-of-range data for any variable in the analysis.
Syntax		T-TEST GROUPS=DerajatPPOK1 (0 1) /MISSING=ANALYSIS /VARIABLES=SolMMP9 SoliL8 ADAMmRNA solIL6 solIL10 solADAM33 /CRITERIA=CI(.95).
Resources	Processor Time	00:00:00.02
	Elapsed Time	00:00:00.00



Group Statistics					
	Kategorik Derajat PPOK	N	Mean	Std. Deviation	Std. Error Mean
Soluble MMP-9	Kontrol	29	2.10483	.160453	.029795
	Kasus	37	5.20459	2.126127	.349533
Soluble IL-8	Kontrol	29	133.63179	33.386027	6.199630
	Kasus	37	513.45738	331.796555	54.547018
Ekspresi ADAM m RNA	Kontrol	29	6.9296	.39125	.07265
	Kasus	37	10.3919	1.76765	.29060
Soluble IL-6	Kontrol	29	2.6193	.58419	.10848
	Kasus	37	25.5264	16.86556	2.77268
Soluble IL-10	Kontrol	29	311.2273	8.12413	1.50861
	Kasus	37	240.0135	112.33508	18.46777
Soluble ADAM 33	Kontrol	29	.4865	.10476	.01945
	Kasus	37	2.1882	1.14223	.18778



Independent Samples Test										
		Levene's Test for Equality of Variances		t-test for Equality of Means						
		F	Sig.	t	df	Sig. (2-tailed)	Mean Difference	Std. Error Difference	95% Confidence Interval of the Difference	
									Lower	Upper
Soluble MMP-9	Equal variances assumed	64.947	.000	-7.821	64	.000	-3.099767	.396353	-3.891573	-2.307961
	Equal variances not assumed			-8.836	36.523	.000	-3.099767	.350801	-3.810870	-2.388664
Soluble IL-8	Equal variances assumed	61.915	.000	-6.130	64	.000	-379.825585	61.959591	-503.604098	-256.047073
	Equal variances not assumed			-6.919	36.928	.000	-379.825585	54.898202	-491.067212	-268.583959
Ekspresi ADAM m RNA	Equal variances assumed	37.742	.000	-10.335	64	.000	-3.46225	.33500	-4.13150	-2.79301
	Equal variances not assumed			-11.558	40.438	.000	-3.46225	.29954	-4.06745	-2.85706
Soluble IL-6	Equal variances assumed	86.611	.000	-7.298	64	.000	-22.90709	3.13861	-29.17717	-16.63700
	Equal variances not assumed			-8.255	36.110	.000	-22.90709	2.77480	-28.53405	-17.28012
Soluble IL-10	Equal variances assumed	83.559	.000	3.401	64	.001	71.21382	20.93776	29.38582	113.04181
	Equal variances not assumed			3.843	36.480	.000	71.21382	18.52929	33.65184	108.77580
Soluble ADAM 33	Equal variances assumed	66.279	.000	-7.983	64	.000	-1.70173	.21316	-2.12757	-1.27590
	Equal variances not assumed			-9.014	36.771	.000	-1.70173	.18879	-2.08433	-1.31914



DATASET ACTIVATE DataSet1.

SAVE OUTFILE='/Users/muhammadfachri/Documents/dr. Fachri/SPSS dr. Fachri.sav'
/COMPRESSED.

DATASET ACTIVATE DataSet1.

SAVE OUTFILE='/Users/muhammadfachri/Documents/dr. Fachri/SPSS dr. Fachri.sav'
/COMPRESSED.

NONPAR CORR

/VARIABLES=penyakitpenyerta expresiadam33kasus solil8kasus solil10kasus solmmp9kasus solil6kasus
soladam33kasus obatjanglamaok PPOKgejalakasus PPOKgoldkasus
/PRINT=SPEARMAN ONETAILED NOSIG
/MISSING=PAIRWISE.

Nonparametric Correlations

Notes

Output Created		25-DEC-2018 20:52:28
Comments		
Input	Data	/Users/muhammadfachri/ Documents/dr. Fachri/SPSS dr. Fachri.sav
	Active Dataset	DataSet1
	Filter	<none>
	Weight	<none>
	Split File	<none>
	N of Rows in Working Data File	68
Missing Value Handling	Definition of Missing	User-defined missing values are treated as missing.
	Cases Used	Statistics for each pair of variables are based on all the cases with valid data for that pair.



Syntax	NONPAR CORR	
	/VARIABLES=penyakitpe nyerta expresiadam33kasus solil8kasus solil10kasus solmmp9kasus solil6kasus soladam33kasus obatjanglamaok PPOKgejalakasus PPOKgoldkasus /PRINT=SPEARMAN ONETAIL NOSIG /MISSING=PAIRWISE.	
Resources	Processor Time	00:00:00.02
	Elapsed Time	00:00:00.00
	Number of Cases Allowed	241979 cases ^a

a. Based on availability of workspace memory

Correlations

			penyakit penyerta	exp adam33 kasus	solil8 kasus	sol il10 kasus	solmmp9 kasus	sol il6 kasus	sol adam33 kasus	obat waktu lama ok	PPOK gejala kasus	PPOK gold kasus
Spearman's rho	penyakit penyerta	Correlation	1.000	.117	.269	-.225	.298*	.217	.252	-.386**	.022	.006
		Coefficient										
		Sig. (1-tailed)		.244	.054	.090	.036	.098	.066	.009	.449	.485
		N	37	37	37	37	37	37	37	37	37	
Spearman's rho	exp adam33 kasus	Correlation	.117	1.000	.908**	-.950**	.899**	.945**	.897**	.090	-.065	-.260
		Coefficient										
		Sig. (1-tailed)	.244		.000	.000	.000	.000	.000	.298	.351	.060
		N	37	37	37	37	37	37	37	37	37	



solil8kasus	Correlation Coefficient	.269	.908**	1.000	-.962**	.974**	.985**	.976**	.022	.078	-.196
	Sig. (1-tailed)	.054	.000	.	.000	.000	.000	.000	.449	.323	.123
	N	37	37	37	37	37	37	37	37	37	37
sol il10 kasus	Correlation Coefficient	-.225	-.950**	-.962**	1.000	-.943**	-.987**	-.947**	-.025	-.014	.217
	Sig. (1-tailed)	.090	.000	.000	.	.000	.000	.000	.442	.467	.098
	N	37	37	37	37	37	37	37	37	37	37
solmmp9kasus	Correlation Coefficient	.298*	.899**	.974**	-.943**	1.000	.973**	.967**	.012	.043	-.212
	Sig. (1-tailed)	.036	.000	.000	.000	.	.000	.000	.471	.401	.104
	N	37	37	37	37	37	37	37	37	37	37
sol il6 kasus	Correlation Coefficient	.217	.945**	.985**	-.987**	.973**	1.000	.976**	.038	.035	-.197
	Sig. (1-tailed)	.098	.000	.000	.000	.000	.	.000	.411	.417	.121
	N	37	37	37	37	37	37	37	37	37	37
sol adam33 kasus	Correlation Coefficient	.252	.897**	.976**	-.947**	.967**	.976**	1.000	.011	.025	-.152
	Sig. (1-tailed)	.066	.000	.000	.000	.000	.000	.	.473	.442	.185
	N	37	37	37	37	37	37	37	37	37	37
obat waktu lama ok	Correlation Coefficient	-.386**	.090	.022	-.025	.012	.038	.011	1.000	-.222	-.282*
	Sig. (1-tailed)	.009	.298	.449	.442	.471	.411	.473	.	.094	.045
	N	37	37	37	37	37	37	37	37	37	37
POK gejala kasus	Correlation Coefficient	.022	-.065	.078	-.014	.043	.035	.025	-.222	1.000	.230
	Sig. (1-tailed)	.449	.351	.323	.467	.401	.417	.442	.094	.	.086
	N	37	37	37	37	37	37	37	37	37	37



PPOK gold kasus	Correlation Coefficient	.006	-.260	-.196	.217	-.212	-.197	-.152	-.282*	.230	1.000
	Sig. (1-tailed)	.485	.060	.123	.098	.104	.121	.185	.045	.086	.
	N	37	37	37	37	37	37	37	37	37	37

*. Correlation is significant at the 0.05 level (1-tailed).

** Correlation is significant at the 0.01 level (1-tailed).



Tabel besar penelitian

No	No. RM	No. Sampel			Nama	Tanggal pengambilan sampel	jenis Kelamin	Umur	Pendidikan	data kode
		Awal	L6	Serum						
1	209727	1	A01	A01	Tn. Amri	23/10/17	laki-laki	67	SD	2
2	188769	2	A02	A02	Tn. Abdul Rosyid	25/10/17	laki-laki	68	SLTP	3
3	153642	3	A03	A03	Tn. Slamet	25/10/17	laki-laki	63	SLTA	4
4	836802	4E	A04	A04	Tn. Wisma Subarkat	28/10/17	laki-laki	75	sarjana	6
5	231976	5E	A05	A05	Tn. Kaudi	30/10/17	laki-laki	66	SLTA	4
6	161039	6E	A06	A06	Tn. Abdul Aziz	30/10/17	laki-laki	62	Sarjana	6
7	79426	7	A07	A07	Tn. Karwan	03/11/17	laki-laki	68	SD	2
8	215101	8	A08	A08	Tn. Achmad Bachroni	06/11/17	laki-laki	74	D3	5
9	210635	9	A09	A09	Tn. Mulyono	06/11/17	laki-laki	71	D3	5
10	190630	10	A10	A10	Tn. M Khofiq	06/11/17	laki-laki	60	SLTP	3
11	831620	11	A11	A11	Tn. Sunardi	07/11/17	laki-laki	60	SD	2
12	793897	12	A12	A12	Tn. Fernando	07/11/17	laki-laki	64	SLTA	4
13	391897	13	A13	A13	Tn. Sudiono	07/11/17	laki-laki	71	SLTA	4
14	199213	14	A14	A14	Tn. Hendri	10/11/17	laki-laki	62	SLTA	4
15	199441	15	A15	A15	Tn. H A Fauzi	10/11/17	laki-laki	72	SD	2
16	217654	16E	A16	A16	Tn. Sarnih	13/11/17	laki-laki	60	SLTP	3
17	833734	17E	A17	A17	Tn. Syamsir Alam	13/11/17	laki-laki	61	SLTA	4
18	117348	18	A18	A18	Tn. Syahriwal	21/11/17	laki-laki	69	sarjana	6
19	806220	19	A19	A19	Tn. Eman	21/11/17	laki-laki	60	SLTA	4
20	229053	20	A20	A20	Tn. Lakoni M Z	27/11/17	laki-laki	67	SLTA	4
21	172729	21	A21	A21	Tn. Baharudin	27/11/17	laki-laki	62	SLTA	4
22	221787	22	A22	A22	Tn. Gimam	27/11/17	laki-laki	75	SLTP	3
23	234895	23	A23	A23	Tn. Maskuri	27/11/17	laki-laki	60	SLTP	3
24	216788	24	A24	A24	Tn. Hans Hendrik	28/11/17	laki-laki	66	SLTA	4



25	220561	25	A25	A25	Tn. Syahmenan	29/11/17	laki-laki	72	D3	5
26	28133	26	A26	A26	Tn. Amirudin Masna	01/12/17	laki-laki	70	D3	5
27	218491	27	A27	A27	Tn. Matsila	04/12/17	laki-laki	61	SD	2
28	587792	28	A28	A28	Tn. Riyanto	07/12/17	laki-laki	60	D3	5
29	241489	29	A29	A29	Tn. SarmiliHH	11/12/17	laki-laki	64	tak sekolah	1
30	847797	30	A30	A30	Tn. Sugito	19/12/17	laki-laki	61	SLTP	3
31	847809	31	A31	A31	Tn. Sudjadi	23/12/17	laki-laki	70	SLTA	4
32	841452	32	A32	A32	Tn. Djajuli	19/12/17	laki-laki	64	SLTP	3
33	796024	33P	A33	A33	Ny. Nursidah	28/12/17	Perempuan	64	tak sekolah	1
34	222259	34P	A34	A34	Ny. Sunarini	30/12/17	Perempuan	61	SLTP	3
35	218904	35	A35	A35	Tn. Joni Anwar	30/12/17	laki-laki	60	SLTP	3
36	831175	36P	A36	A36	Ny. Lasem	02/01/18	Perempuan	60	tak sekolah	1
37	172716	37P	A37	A37	Ny. Soetari	02/01/18	Perempuan	80	SLTA	4
38	0	1KL	B01	B01	Tn. Hari Sugiarto	10/01/18	laki-laki	60	Sarjana	6
39	0	2KP	B02	B02	Ny. Tinah	10/01/18	Perempuan	80	Tak sekolah	1
40	0	3KP	B03	B03	Ny. Sunarni	10/01/18	Perempuan	65	SLTA	4
41	0	4KL	B04	B04	Tn. Adi Mulyadi	10/01/80	laki-laki	60	SLTA	4
42	0	5KL	B05	B05	Tn. Mukimin	10/01/18	laki-laki	66	SLTA	4
43	0	6KL	B06	B06	Tn. Andi	10/01/18	laki-laki	75	SLTP	3
44	0	7KP	B07	B07	Ny. Saodah	10/01/18	Perempuan	63	SD	2
45	0	8KL	B08	B08	Tn. Hidayat	11/01/18	laki-laki	81	SD	2
46	0	9KL	B09	B09	Tn. H Ali	11/01/18	laki-laki	66	SD	2
47	0	10KL	B10	B10	Tn. Manin	11/01/18	laki-laki	67	tak sekolah	1
48	0	11KL	B11	B11	Tn. Sanusi	11/01/18	laki-laki	60	SD	2
		12KL	B12	B12	Tn. Gade	11/01/18	laki-laki	75	tak sekolah	1
		13KL	B13	B13	Tn. Basar	11/01/18	laki-laki	76	SD	2
		14KL	B14	B14	Tn. H Nirkam	11/01/18	laki-laki	76	tak sekolah	1
		15KL	B15	B15	Tn. Sukimin	11/01/18	laki-laki	70	SD	2
		16KL	B16	B16	Tn. Salih	11/01/18	laki-laki	64	tak sekolah	1



54	0	17KL	B17	B17	Tn. Nurhadi	11/01/18	laki-laki	60	SD	2
55	0	18KP	B18	B18	Ny. Asnimar	16/01/18	Perempuan	61	SLTA	4
56	0	19KL	B19	B19	Tn. Mulyadi	16/01/18	laki-laki	60	SLTP	3
57	0	20KL	B20	B20	Tn. Tarjo	16/01/18	laki-laki	68	SD	2
58	0	21KL	B21	B21	Tn. Syamsil	16/01/18	laki-laki	72	SLTA	4
59	0	22KL	B22	B22	Tn. Muhadi	16/01/18	laki-laki	61	SLTA	4
60	0	23KL	B23	B23	Tn. Mulyono	16/01/18	laki-laki	64	SLTA	4
61	0	24KL	B24	B24	Tn. Dedy Khaerudin	17/01/18	laki-laki	61	SLTA	4
62	0	25KL	B25	B25	Tn. Sain	17/01/18	laki-laki	63	SLTA	4
63	0	26KL	B26	B26	Tn. Hariyanto	17/01/18	laki-laki	60	SLTA	4
64	0	27KL	B27	B27	Tn. Rasin	17/01/18	laki-laki	76	SD	2
65	0	28KL	B28	B28	Tn. Abdul Hasan	17/01/18	laki-laki	66	SLTA	4
66	0	29KL	B29	B29	Tn. E. Suryadi	17/01/18	laki-laki	67	SLTA	4
			A=kasus				laki = 1		tak sekolah=1	
			B=kontrol				Perempuan =2		sd =2	
									sltp =3	
									slta =4	
									d3 = 5	
									sarjana = 6	



Tabel besar penelitian

No	No. RM	No. Sampel			Nama	Pekerjaan	Alamat	Agama	Suku bangsa
		Awal	L6	Serum					
1	209727	1	A01	A01	Tn. Amri	Pedagang	Cakung	Islam	Minang
2	188769	2	A02	A02	Tn. Abdul Rosyid	Pensiunan Supir	Semper barat	Islam	Betawi
3	153642	3	A03	A03	Tn. Slamet	pensiunan Pemadam Kebakaran	Sukapura	Islam	Jawa
4	836802	4E	A04	A04	Tn. Wisma Subarkat	Pensiunan PNS kantor	Malaka sari	Islam	Jawa
5	231976	5E	A05	A05	Tn. Kaudi	Tidak bekerja	Semper barat	Islam	Jawa
6	161039	6E	A06	A06	Tn. Abdul Aziz	Pensiunan PNS kantor	Semper barat	islam	Bima
7	79426	7	A07	A07	Tn. Karwan	Pegawai swasta OB	Semper barat	Islam	Jawa
8	215101	8	A08	A08	Tn. Achmad Bachroni	Pensiunan PNS kantor	Semper barat	Islam	Jawa
9	210635	9	A09	A09	Tn. Mulyono	Pensiunan Pelaut	Semper barat	Islam	Jawa
10	190630	10	A10	A10	Tn. M Khofiq	Pedagang	Semper barat	Islam	Jawa
11	831620	11	A11	A11	Tn. Sunardi	Tukang bangunan	klender	Islam	Jawa
12	793897	12	A12	A12	Tn. Fernando	Pegawai swasta kantor	cakung	Islam	Dayak / Kalimantan
13	391897	13	A13	A13	Tn. Sudiono	Pensiunan PNS kantor	Pondok kopi	Islam	Sunda
14	199213	14	A14	A14	Tn. Hendri	Pegawai swasta kantor	Kelapa gading	Katolik	Cina
15	199441	15	A15	A15	Tn. H A Fauzi	Petani	Cakung	Islam	Betawi
16	217654	16E	A16	A16	Tn. Sarnih	Tukang bangunan	Cakung	Islam	Betawi
17	833734	17E	A17	A17	Tn. Syamsir Alam	Pedagang	Bekasi Barat	Islam	Minang
18	117348	18	A18	A18	Tn. Syahriwal	Pensiunan PNS kantor	klender	Islam	Minang
19	806220	19	A19	A19	Tn. Eman	Pegawai swasta kantor	Pulogebang	Islam	Jawa
20	229053	20	A20	A20	Tn. Lakoni M Z	Pedagang	Semper barat	Islam	Melayu Palembang
21	172729	21	A21	A21	Tn. Baharudin	Pedagang	Semper barat	Islam	Bugis
22	221787	22	A22	A22	Tn. Gimam	Pegawai Pabrik tekstil	Rorotan	Katolik	Jawa
23	234895	23	A23	A23	Tn. Maskuri	Pensiunan PNS kantor	cakung	Islam	Sunda
24	816799	24	A24	A24	Tn. Hans Hendrik	Pegawai swasta kantor	Pulogebang	Kristen	Jawa



25	220561	25	A25	A25	Tn. Syahmenan	Pegawai swasta kantor	Kelapa gading	Islam	Minang
26	28133	26	A26	A26	Tn. Amirudin Masna	Pensiunan pegawai kantor	klender	Islam	Sunda/ cirebon
27	218491	27	A27	A27	Tn. Matsila	Tukang bangunan	Cakung	Islam	Madura
28	587792	28	A28	A28	Tn. Riyanto	Pelaut	Pondok kopi	Islam	Jawa
29	241489	29	A29	A29	Tn. SarmiliHH	Tukang bangunan	Cakung	islam	Betawi
30	847797	30	A30	A30	Tn. Sugito	Tukang bangunan	Cakung	Islam	Jawa
31	847809	31	A31	A31	Tn. Sudjadi	Pensiunan pegawai kantor	Cakung	Islam	Jawa
32	841452	32	A32	A32	Tn. Djajuli	Supir	Pondok kopi	Islam	Jawa
33	796024	33P	A33	A33	Ny. Nursidah	Ibu rumah tangga	Cakung	Islam	Minang
34	222259	34P	A34	A34	Ny. Sunarini	Ibu rumah tangga	Pondok kopi	Islam	Jawa
35	218904	35	A35	A35	Tn. Joni Anwar	Pensiunan pegawai kantor	Cakung	Islam	Sunda
36	831175	36P	A36	A36	Ny. Lasem	Ibu rumah tangga	Cakung	Islam	Jawa
37	172716	37P	A37	A37	Ny. Soetari	Pensiunan Perawat gigi	Pondok kopi	Islam	Jawa
38	0	1KL	B01	B01	Tn. Hari Sugiarto	Pensiunan Pegawai kantor	Bintara	Islam	Jawa
39	0	2KP	B02	B02	Ny. Tinah	Ibu rumah tangga	Bintara	Kristen	Sunda
40	0	3KP	B03	B03	Ny. Sunarni	Ibu rumah tangga	Bintara	Islam	Jawa
41	0	4KL	B04	B04	Tn. Adi Mulyadi	Pensiunan Pegawai kantor	Bintara	Islam	Jawa
42	0	5KL	B05	B05	Tn. Mukimin	Pedagang	Bintara	Islam	Jawa
43	0	6KL	B06	B06	Tn. Andi	Pedagang	Bintara	Kristen	Cina
44	0	7KP	B07	B07	Ny. Saodah	Ibu rumah tangga	Bintara	Islam	Sunda
45	0	8KL	B08	B08	Tn. Hidayat	Pedagang	Bintara	Islam	Sunda
46	0	9KL	B09	B09	Tn. H Ali	Supir	Bintara	Islam	Betawi
47	0	10KL	B10	B10	Tn. Manin	Tukang Bagunan	Bintara	Islam	Betawi
48	0	11KL	B11	B11	Tn. Sanusi	Pedagang	Bintara	Islam	Betawi
49			B12	B12	Tn. Gade	Petani	Bintara	Islam	Jawa
50			B13	B13	Tn. Basar	Pekerja percetakan Buku tulis	Bintara	Islam	Betawi
51			B14	B14	Tn. H Nirkam	tidak bekerja	Bintara	Islam	Betawi
52			B15	B15	Tn. Sukimin	Pedagang	Bintara	Islam	Jawa
53			B16	B16	Tn. Salih	Pekerja Taman	Bintara	Islam	Betawi



54	0	17KL	B17	B17	Tn. Nurhadi	Sopir ojek	Bintara	Islam	Jawa
55	0	18KP	B18	B18	Ny. Asnimar	Ibu rumah tangga	Bintara	Islam	Minang
56	0	19KL	B19	B19	Tn. Mulyadi	Pensiunan Pegawai kantor	Bintara	Islam	Jawa
57	0	20KL	B20	B20	Tn. Tarjo	Tukang Bagunan	Bintara	Katolik	Jawa
58	0	21KL	B21	B21	Tn. Syamsil	Pedagang	Bintara	Islam	Jawa
59	0	22KL	B22	B22	Tn. Muhadi	Pekerja kantor	Bintara	Islam	Jawa
60	0	23KL	B23	B23	Tn. Mulyono	Pensiunan Pegawai kantor	Bintara	Islam	Jawa
61	0	24KL	B24	B24	Tn. Dedy Khaerudin	Tukang Bagunan	Bintara	Islam	Betawi
62	0	25KL	B25	B25	Tn. Sain	Pekerja pabrik	Bintara	Islam	Betawi
63	0	26KL	B26	B26	Tn. Hariyanto	Pekerja tambang minyak bumi	Bintara	Kristen	Jawa
64	0	27KL	B27	B27	Tn. Rasin	Pedagang	Bintara	Islam	Betawi
65	0	28KL	B28	B28	Tn. Abdul Hasan	Pedagang	Bintara	Islam	Batak
66	0	29KL	B29	B29	Tn. E. Suryadi	Pensiunan Pegawai kantor Guru	Bintara	Islam	Betawi
			A=kasus						
			B=kontrol						



**Tabel besar
penelitian**

No	No. RM	No. Sampel			Nama	Riwayat merokok			indeks Brink mann	Obat yang digunakan	
		Awal	L6	Serum		Jenis rokok	status merokok	batang rokok / lama (thn)		data awal	data kode
1	209727	1	A01	A01	Tn. Amri	Campur	Bekas 2 tahun	12 b / 20 t	2	LABA + Steroid	1
2	188769	2	A02	A02	Tn. Abdul Rosyid	Kretek	Bekas 8 tahun	40 b / 20 t	3	LAMA Tio toprium	2
3	153642	3	A03	A03	Tn. Slamet	Kretek	Perokok	24 b / 20 t	2	LABA Indakaterol	3
4	836802	4E	A04	A04	Tn. Wisma Subarkat	Filter	Bekas 10 tahun	2 b / 20 t	1	LAMA Tio toprium dan LABA + Steroid	1
5	231976	5E	A05	A05	Tn. Kaudi	Campur	Bekas 2 tahun	24 b / 20 t	2	LABA + Steroid	1
6	161039	6E	A06	A06	Tn. Abdul Aziz	Campur	Bekas 10 tahun	36 b / 30 t	3	LABA Indakaterol	3
7	79426	7	A07	A07	Tn. Karwan	Kretek	Bekas 4 tahun	18 b / 40 t	3	LABA + Steroid	1
8	215101	8	A08	A08	Tn. Achmad Bachroni	Kretek	Bekas 20 tahun	3b / 5 t	1	LABA Indakaterol	3
9	210635	9	A09	A09	Tn. Mulyono	Kretek	Bekas 2 tahun	18 b / 40 t	3	LABA + Steroid	1
10	190630	10	A10	A10	Tn. M Khofiq	Kretek	Bekas 20 tahun	6 b / 20 t	1	LAMA Tio toprium dan LABA + Steroid	1
11	831620	11	A11	A11	Tn. Sunardi	Campur	Bekas 10 tahun	24 b / 20 t	2	LAMA Tio toprium dan LABA + Steroid	1
12	793897	12	A12	A12	Tn. Fernando	Kretek	Bekas 6 tahun	36 b / 40 t	3	LAMA Tio toprium	2
13	391897	13	A13	A13	Tn. Sudiono	Kretek	Bekas 40 tahun	6 b / 1 t	1	LABA Indakaterol	3
14	199213	14	A14	A14	Tn. Hendri	Campur	Bekas 5 tahun	48 b / 30 t	3	LAMA Tio toprium dan LABA + Steroid	1
15	199441	15	A15	A15	Tn. H A Fauzi	Campur	Bekas 1 tahun	12 b / 40 t	2	LABA + Steroid	1
16	217654	16E	A16	A16	Tn. Sarnih	Filter	Bekas 20 tahun	24 b / 30 t	3	LABA + Steroid	1
17	833734	17E	A17	A17	Tn. Syamsir Alam	Kretek	Bekas 5 tahun	28 b / 40 t	3	LABA Indakaterol	3
18	117348	18	A18	A18	Tn. Syahriwal	Filter	Bekas 4 tahun	6 b / 30 t	1	LAMA Tio toprium	2
19	806220	19	A19	A19	Tn. Eman	Kretek	Bekas 4 tahun	36 b / 30 t	3	LABA Indakaterol	3
			A20	A20	Tn. Lakoni M Z	Campur	Bekas 20 tahun	48 b / 30 t	3	LAMA Tio toprium dan LABA + Steroid	1



21	172729	21	A21	A21	Tn. Baharudin	Campur	Bekas 2 tahun	24 b / 45 t	3	LAMA Tio toprium	2
22	221787	22	A22	A22	Tn. Gimam	Tidak rokok	Tidak rokok	Tidak rokok	0	LABA Indakaterol	3
23	234895	23	A23	A23	Tn. Maskuri	Filter	Bekas 7 tahun	12 b / 30 t	2	LAMA Tio toprium	2
24	816799	24	A24	A24	Tn. Hans Hendrik	Kretek	Bekas 9 tahun	24 b / 30 t	3	LAMA Tio toprium dan LABA + Steroid	1
25	220561	25	A25	A25	Tn. Syahmenan	Campur	Perokok	24 b / 40 t	3	LABA Indakaterol	3
26	28133	26	A26	A26	Tn. Amirudin Masna	Kretek	Bekas 17 tahun	24 b / 40 t	3	LABA + Steroid	1
27	218491	27	A27	A27	Tn. Matsila	Filter	Bekas 4 tahun	18 b / 30 t	2	LAMA Tio toprium	2
28	587792	28	A28	A28	Tn. Riyanto	Campur	Perokok	12 b / 30 t	2	LABA Indakaterol	3
29	241489	29	A29	A29	Tn. SarmiliHH	Tidak rokok	Tidak rokok	Tidak rokok	0	LABA + Steroid	1
30	847797	30	A30	A30	Tn. Sugito	Campur	Bekas 2 bulan	24 b / 30 t	3	LABA + Steroid	1
31	847809	31	A31	A31	Tn. Sudjadi	Filter	Bekas 2 tahun	24 b / 40 t	3	LABA Indakaterol	3
32	841452	32	A32	A32	Tn. Djajuli	Campur	Bekas 7 tahun	6 b / 40 t	2	LAMA Tio toprium	2
33	796024	33P	A33	A33	Ny. Nursidah	Tidak rokok	Tidak rokok	Tidak rokok	0	LAMA Tio toprium	2
34	222259	34P	A34	A34	Ny. Sunarini	Tidak rokok	Tidak rokok	Tidak rokok	0	LABA + Steroid	1
35	218904	35	A35	A35	Tn. Joni Anwar	Campur	Perokok	24 b / 40 t	3	LABA + Steroid	1
36	831175	36P	A36	A36	Ny. Lasem	Filter	Perokok	4 b / 30 t	1	LABA Indakaterol	3
37	172716	37P	A37	A37	Ny. Soetari	Tidak rokok	Tidak rokok	Tidak rokok	0	LAMA Tio toprium	2
38	0	1KL	B01	B01	Tn. Hari Sugiarto	tidak rokok	tidak rokok	tidak rokok	0	tidak ada	0
39	0	2KP	B02	B02	Ny. Tinah	tidak rokok	tidak rokok	tidak rokok	0	tidak ada	0
40	0	3KP	B03	B03	Ny. Sunarni	tidak rokok	tidak rokok	tidak rokok	0	tidak ada	0
41	0	4KL	B04	B04	Tn. Adi Mulyadi	tidak rokok	tidak rokok	tidak rokok	0	tidak ada	0
42	0	5KL	B05	B05	Tn. Mukimin	tidak rokok	tidak rokok	tidak rokok	0	tidak ada	0
43	0	6KL	B06	B06	Tn. Andi	tidak rokok	tidak rokok	tidak rokok	0	tidak ada	0
44	0	7KP	B07	B07	Ny. Saodah	tidak rokok	tidak rokok	tidak rokok	0	tidak ada	0
45	0	8KP	B08	B08	Tn. Hidayat	Filter	Perokok	8 b / 30 t	2	tidak ada	0
			B09	B09	Tn. H Ali	tidak rokok	tidak rokok	tidak rokok	0	tidak ada	0
			B10	B10	Tn. Manin	Filter	Perokok	6 b / 30 t	1	tidak ada	0
			B11	B11	Tn. Sanusi	Filter	Bekas rokok 4 thn	12 b / 30 t	2	tidak ada	0
			B12	B12	Tn. Gade	Filter	Perokok	12 b / 30 t	2	tidak ada	0



50	0	13KL	B13	B13	Tn. Basar	tidak rokok	tidak rokok	tidak rokok	0	tidak ada	0
51	0	14KL	B14	B14	Tn. H Nirkam	Campur	Perokok	3 b / 40 t	1	tidak ada	0
52	0	15KL	B15	B15	Tn. Sukimin	Campur	Perokok	6 b / 30 t	1	tidak ada	0
53	0	16KL	B16	B16	Tn. Salih	Campur	Perokok	36 b / 40 t	3	tidak ada	0
54	0	17KL	B17	B17	Tn. Nurhadi	Filter	Bekas rokok 12 thn	3 b / 40 t	1	tidak ada	0
55	0	18KP	B18	B18	Ny. Asnimar	tidak rokok	tidak rokok	tidak rokok	0	tidak ada	0
56	0	19KL	B19	B19	Tn. Mulyadi	Filter	Perokok	8 b / 30 t	2	tidak ada	0
57	0	20KL	B20	B20	Tn. Tarjo	Filter	Perokok	24 b / 40 t	3	tidak ada	0
58	0	21KL	B21	B21	Tn. Syamsil	tidak rokok	tidak rokok	tidak rokok	0	tidak ada	0
59	0	22KL	B22	B22	Tn. Muhadi	tidak rokok	tidak rokok	tidak rokok	0	tidak ada	0
60	0	23KL	B23	B23	Tn. Mulyono	Filter	Perokok	12 b / 20 t	2	tidak ada	0
61	0	24KL	B24	B24	Tn. Dedy Khaerudin	Filter	Perokok	12 b / 30 t	2	tidak ada	0
62	0	25KL	B25	B25	Tn. Sain	Filter	tidak rokok	tidak rokok	0	tidak ada	0
63	0	26KL	B26	B26	Tn. Hariyanto	tidak rokok	tidak rokok	tidak rokok	0	tidak ada	0
64	0	27KL	B27	B27	Tn. Rasin	tidak rokok	tidak rokok	tidak rokok	0	tidak ada	0
65	0	28KL	B28	B28	Tn. Abdul Hasan	tidak rokok	tidak rokok	tidak rokok	0	tidak ada	0
66	0	29KL	B29	B29	Tn. E. Suryadi	tidak rokok	tidak rokok	tidak rokok	0	tidak ada	0
									1 = 0-200 IB ringan		0 = tidak ada
			A=k asus						2=201-600 IB sedang		1= LAMA dan atau LABA
			B=k ontr ol						3=601 < IB berat		2 = pakai steroid lebih dari 2 minggu
									0 = tidak rokok		



Tabel besar penelitian

No	No. RM	No. Sampel			Nama	BB(Kg)/TB(cm)	IMT	FEV1 Post BD(ml)	FEV1 Post BD%
		Awal	L6	Serum					
1	209727	1	A01	A01	Tn. Amri	85/155	35,4	1430	79,8
2	188769	2	A02	A02	Tn. Abdul Rosyid	45/162	17,15	1210	59,2
3	153642	3	A03	A03	Tn. Slamet	58/165	21,3	960	41,9
4	836802	4E	A04	A04	Tn. Wisma Subarkat	44/155	18,31	280	17,6
5	231976	5E	A05	A05	Tn. Kaudi	52/160	20,31	1160	57,5
6	161039	6E	A06	A06	Tn. Abdul Aziz	48/155	19,98	670	34,9
7	79426	7	A07	A07	Tn. Karwan	63/158	25,24	1620	85,9
8	215101	8	A08	A08	Tn. Achmad Bachroni	54/155	22,48	1570	97,3
9	210635	9	A09	A09	Tn. Mulyono	81/169	28,36	2390	106,6
10	190630	10	A10	A10	Tn. M Khofiq	59/154	24,88	450	23,3
11	831620	11	A11	A11	Tn. Sunardi	50/165	18,37	620	26,2
12	793897	12	A12	A12	Tn. Fernando	52/168	18,42	890	37,3
13	391897	13	A13	A13	Tn. Sudiono	56/160	21,88	1210	64,1
14	199213	14	A14	A14	Tn. Hendri	72/160	28,13	900	42,5
15	199441	15	A15	A15	Tn. H A Fauzi	49/164	18,22	1010	50
16	217654	16E	A16	A16	Tn. Sarnih	60/159	23,73	1040	48,8
17	833734	17E	A17	A17	Tn. Syamsir Alam	50/165	18,37	650	27,8
18	117348	18	A18	A18	Tn. Syahriwal	64/160	25	1250	64,5
		19	A19	A19	Tn. Eman	40/165	14,69	2420	102,2
		20	A20	A20	Tn. Lakoni M Z	46/158	18,43	540	28,1
		21	A21	A21	Tn. Baharudin	77/159	30,46	880	42,3
		22	A22	A22	Tn. Gimam	70/162	26,67	1440	77,3
		23	A23	A23	Tn. Maskuri	45/156	18,49	1680	83,5



24	816799	24	A24	A24	Tn. Hans Hendrik	64/155	26,64	460	25,3
25	220561	25	A25	A25	Tn. Syahmenan	44/154	18,55	2030	124,9
26	28133	26	A26	A26	Tn. Amirudin Masna	83/174	27,41	2180	88,4
27	218491	27	A27	A27	Tn. Matsila	56/154	23,61	1090	57,1
28	587792	28	A28	A28	Tn. Riyanto	82/165	30,12	1890	79,8
29	241489	29	A29	A29	Tn. SarmiliHH	72/156	29,59	2540	133
30	847797	30	A30	A30	Tn. Sugito	61/165	22,41	1700	72,6
31	847809	31	A31	A31	Tn. Sudjadi	70/165	25,71	2350	111,4
32	841452	32	A32	A32	Tn. Djajuli	54/163	20,32	860	39,3
33	796024	33P	A33	A33	Ny. Nursidah	60/155	24,97	730	39
34	222259	34P	A34	A34	Ny. Sunarini	61/150	27,11	1180	67,4
35	218904	35	A35	A35	Tn. Joni Anwar	50/170	17,3	920	35,9
36	831175	36P	A36	A36	Ny. Lasem	60/154	25,29	710	36,7
37	172716	37P	A37	A37	Ny. Soetari	54/150	24	750	59,5
38	0	1KL	B01	B01	Tn. Hari Sugiarto	71/170	24,57	2900	113,1
39	0	2KP	B02	B02	Ny. Tinah	40/150	17,78	1027	81,4
40	0	3KP	B03	B03	Ny. Sunarni	64/148	29,22	1630	104
41	0	4KL	B04	B04	Tn. Adi Mulyadi	73/166	26,49	2230	92,7
42	0	5KL	B05	B05	Tn. Mukimin	45/166	16,33	1820	80,8
43	0	6KL	B06	B06	Tn. Andi	48/155	19,98	1700	107,1
44	0	7KP	B07	B07	Ny. Saodah	66/155	27,47	1510	80
45	0	8KL	B08	B08	Tn. Hidayat	46/166	16,69	2060	110,3
46	0	9KL	B09	B09	Tn. H Ali	66/172	22,31	2230	89,6
47	0	10KL	B10	B10	Tn. Manin	50/156	20,55	1469	80,2
48	0	11KL	B11	B11	Tn. Sanusi	75/173	25,06	2630	98
		12KL	B12	B12	Tn. Gade	50/148	22,83	1860	141,9
		13KL	B13	B13	Tn. Basar	60/163	22,58	1530	81,5
		14KL	B14	B14	Tn. H Nirkam	46/153	19,65	2240	151,1
		15KL	B15	B15	Tn. Sukimin	42/158	16,82	1580	86,1
		16KL	B16	B16	Tn. Salih	62/160	24,22	2170	105



54	0	17KL	B17	B17	Tn. Nurhadi	59/160	23,05	2130	98,2
55	0	18KP	B18	B18	Ny. Asnimar	63/164	23,42	1840	80
56	0	19KL	B19	B19	Tn. Mulyadi	66/164	24,54	2120	91,1
57	0	20KL	B20	B20	Tn. Tarjo	56/165	20,57	1730	80
58	0	21KL	B21	B21	Tn. Syamsil	42/158	16,82	1450	81,3
59	0	22KL	B22	B22	Tn. Muhadi	71/165	26,08	2210	94,4
60	0	23KL	B23	B23	Tn. Mulyono	58/162	22,1	2240	104,4
61	0	24KL	B24	B24	Tn. Dedy Khaerudin	62/165	22,77	2070	88,4
62	0	25KL	B25	B25	Tn. Sain	45/153	18,37	2240	123,3
63	0	26KL	B26	B26	Tn. Hariyanto	62/160	24,22	2340	107,8
64	0	27KL	B27	B27	Tn. Rasin	55/165	20,2	1570	80,3
65	0	28KL	B28	B28	Tn. Abdul Hasan	42/147	19,44	2180	145,1
66	0	29KL	B29	B29	Tn. E. Suryadi	75/164	27,88	2560	119,2
			A=kasus						
			B=kontrol						



Tabel besar penelitian

No	No. RM	No. Sampel			Nama	derajat ppok GOLD	tipe PPOK	riwayat exacerbation	Assessment of symptoms/risk of exacerbations
		Awal	L6	Serum					
1	209727	1	A01	A01	Tn. Amri	2	stabil	1	>2/>10
2	188769	2	A02	A02	Tn. Abdul Rosyid	2	stabil	1	>2/>10
3	153642	3	A03	A03	Tn. Slamet	3	stabil	1	0/>10
4	836802	4E	A04	A04	Tn. Wisma Subarkat	4	Eksaserbasi	1	>2/>10
5	231976	5E	A05	A05	Tn. Kaudi	2	Eksaserbasi	1	>2/>10
6	161039	6E	A06	A06	Tn. Abdul Aziz	3	Eksaserbasi	1	0/>10
7	79426	7	A07	A07	Tn. Karwan	1	stabil	1	>2/>10
8	215101	8	A08	A08	Tn. Achmad Bachroni	1	stabil	1	0/<10
9	210635	9	A09	A09	Tn. Mulyono	1	stabil	1	0/<10
10	190630	10	A10	A10	Tn. M Khofiq	4	stabil	1	1/>10
11	831620	11	A11	A11	Tn. Sunardi	4	stabil	1	>2/>10
12	793897	12	A12	A12	Tn. Fernando	3	stabil	1	1/>10
13	391897	13	A13	A13	Tn. Sudiono	2	stabil	1	0/<10
14	199213	14	A14	A14	Tn. Hendri	3	stabil	1	>2/>10
15	199441	15	A15	A15	Tn. H A Fauzi	2	stabil	1	>2/>10
16	217654	16E	A16	A16	Tn. Sarnih	3	Eksaserbasi	2	>2/>10
17	833734	17E	A17	A17	Tn. Syamsir Alam	1	Eksaserbasi	2	>2/>10
18	117348	18	A18	A18	Tn. Syahriwal	2	stabil	1	1/>10
19	806220	19	A19	A19	Tn. Eman	1	stabil	1	>2/>10
20	229053	20	A20	A20	Tn. Lakoni M Z	4	stabil	1	>2/>10
21	172729	21	A21	A21	Tn. Baharudin	3	stabil	1	1/<10
22	221787	22	A22	A22	Tn. Gimam	2	stabil	1	>2/>10
23	234895	23	A23	A23	Tn. Maskuri	1	stabil	1	1/<10
		24	A24	A24	Tn. Hans Hendrik	4	stabil	1	0/>10



25	220561	25	A25	A25	Tn. Syahmenan	1	stabil	1	0/>10
26	28133	26	A26	A26	Tn. Amirudin Masna	1	stabil	1	0/>10
27	218491	27	A27	A27	Tn. Matsila	2	stabil	1	0/<10
28	587792	28	A28	A28	Tn. Riyanto	2	stabil	1	0/<10
29	241489	29	A29	A29	Tn. SarmiliHH	1	stabil	1	0/>10
30	847797	30	A30	A30	Tn. Sugito	2	stabil	1	0/>10
31	847809	31	A31	A31	Tn. Sudjadi	1	stabil	1	>2/>10
32	841452	32	A32	A32	Tn. Djajuli	3	stabil	1	>2/>10
33	796024	33P	A33	A33	Ny. Nursidah	3	stabil	1	0/>10
34	222259	34P	A34	A34	Ny. Sunarini	2	stabil	1	0/>10
35	218904	35	A35	A35	Tn. Joni Anwar	3	stabil	1	0/>10
36	831175	36P	A36	A36	Ny. Lasem	3	stabil	1	1/>10
37	172716	37P	A37	A37	Ny. Soetari	2	stabil	1	0/<10
38	0	1KL	B01	B01	Tn. Hari Sugiarto	0	0		
39	0	2KP	B02	B02	Ny. Tinah	0	0		
40	0	3KP	B03	B03	Ny. Sunarni	0	0		
41	0	4KL	B04	B04	Tn. Adi Mulyadi	0	0		
42	0	5KL	B05	B05	Tn. Mukimin	0	0		
43	0	6KL	B06	B06	Tn. Andi	0	0		
44	0	7KP	B07	B07	Ny. Saodah	0	0		
45	0	8KL	B08	B08	Tn. Hidayat	0	0		
46	0	9KL	B09	B09	Tn. H Ali	0	0		
47	0	10KL	B10	B10	Tn. Manin	0	0		
48	0	11KL	B11	B11	Tn. Sanusi	0	0		
49	0	12KL	B12	B12	Tn. Gade	0	0		
		13KL	B13	B13	Tn. Basar	0	0		
		14KL	B14	B14	Tn. H Nirkam	0	0		
		15KL	B15	B15	Tn. Sukimin	0	0		
		16KL	B16	B16	Tn. Salih	0	0		
		17KL	B17	B17	Tn. Nurhadi	0	0		



55	0	18KP	B18	B18	Ny. Asnimar	0	0		
56	0	19KL	B19	B19	Tn. Mulyadi	0	0		
57	0	20KL	B20	B20	Tn. Tarjo	0	0		
58	0	21KL	B21	B21	Tn. Syamsil	0	0		
59	0	22KL	B22	B22	Tn. Muhadi	0	0		
60	0	23KL	B23	B23	Tn. Mulyono	0	0		
61	0	24KL	B24	B24	Tn. Dedy Khaerudin	0	0		
62	0	25KL	B25	B25	Tn. Sain	0	0		
63	0	26KL	B26	B26	Tn. Hariyanto	0	0		
64	0	27KL	B27	B27	Tn. Rasin	0	0		
65	0	28KL	B28	B28	Tn. Abdul Hasan	0	0		
66	0	29KL	B29	B29	Tn. E. Suryadi	0	0		
						I FEV1 \geq 80% pred			
			A=kasus			II \leq 50% FEV1<80% pred			
			B=kontrol			III \leq 30% FEV1<50% pred			
						IV FEV1 <30% pred			
						0 = kontrol orang sehat			



Tabel besar penelitian

No	No. RM	No. Sampel			Nama	Grup PPOK berdasarkan gejala	Penyakit penyerta	foto toraks
		Awal	L6	Serum				
1	209727	1	A01	A01	Tn. Amri	B	Hipertensi dan PJK	bronkitis
2	188769	2	A02	A02	Tn. Abdul Rosyid	B	DM t 2	emfisema
3	153642	3	A03	A03	Tn. Slamet	B	Hipertensi	emfisema
4	836802	4E	A04	A04	Tn. Wisma Subarkat	B	Hipertensi dan PJK	emfisema
5	231976	5E	A05	A05	Tn. Kaudi	B	Hipertensi	emfisema
6	161039	6E	A06	A06	Tn. Abdul Aziz	B	Hipertensi dan PJK	emfisema
7	79426	7	A07	A07	Tn. Karwan	B	PJK	bronkitis
8	215101	8	A08	A08	Tn. Achmad Bachroni	A	Hipertensi	bronkitis
9	210635	9	A09	A09	Tn. Mulyono	A	Tidak ada	bronkitis
10	190630	10	A10	A10	Tn. M Khofiq	B	Hipertensi	bronkitis
11	831620	11	A11	A11	Tn. Sunardi	B	PJK	emfisema
12	793897	12	A12	A12	Tn. Fernando	B	PJK dan Hipertrofi prostat	emfisema
13	391897	13	A13	A13	Tn. Sudiono	A	Hipertensi	emfisema
14	199213	14	A14	A14	Tn. Hendri	B	PJK	bronkitis
15	199441	15	A15	A15	Tn. H A Fauzi	B	PJK	emfisema
16	217654	16E	A16	A16	Tn. Sarnih	D	PJK	bronkitis
17	833734	17E	A17	A17	Tn. Syamsir Alam	D	Hipertensi dan PJK	bronkitis
18	117348	18	A18	A18	Tn. Syahriwal	B	PJK dan Hipertrofi prostat	bronkitis



19	806220	19	A19	A19	Tn. Eman	B	Hipertensi	bronkitis
20	229053	20	A20	A20	Tn. Lakoni M Z	B	DM t 2	emfisema
21	172729	21	A21	A21	Tn. Baharudin	A	PJK	bronkitis
22	221787	22	A22	A22	Tn. Gimán	B	Hipertensi	bronkitis
23	234895	23	A23	A23	Tn. Maskuri	A	Tidak ada	bronkitis
24	816799	24	A24	A24	Tn. Hans Hendrik	B	Tidak ada	emfisema
25	220561	25	A25	A25	Tn. Syahmenan	B	hipertensi	bronkitis
26	28133	26	A26	A26	Tn. Amirudin Masna	B	PJK	bronkitis
27	218491	27	A27	A27	Tn. Matsila	A	Hipertensi	bronkitis
28	587792	28	A28	A28	Tn. Riyanto	A	Hipertensi dan PJK	bronkitis
29	241489	29	A29	A29	Tn. SarmiliHH	B	DM t 2	bronkitis
30	847797	30	A30	A30	Tn. Sugito	B	Tidak ada	bronkitis
31	847809	31	A31	A31	Tn. Sudjadi	B	DM t 2	bronkitis
32	841452	32	A32	A32	Tn. Djajuli	B	PJK	bronkitis
33	796024	33P	A33	A33	Ny. Nursidah	B	Hipertensi	bronkitis
34	222259	34P	A34	A34	Ny. Sunarini	B	PJK	bronkitis
35	218904	35	A35	A35	Tn. Joni Anwar	B	Hipertensi	emfisema
36	831175	36P	A36	A36	Ny. Lasem	B	Hipertensi	bronkitis
37	172716	37P	A37	A37	Ny. Soetari	A	Hipertensi dan PJK	bronkitis
38	0	1KL	B01	B01	Tn. Hari Sugiarto			
39	0	2KP	B02	B02	Ny. Tinah	A=1		
40	0	3KP	B03	B03	Ny. Sunarni	B=2		
41	0	4KL	B04	B04	Tn. Adi Mulyadi	C=3		
42	0	5KL	B05	B05	Tn. Mukimin	D=4		
	0	6KL	B06	B06	Tn. Andi			
	0	7KP	B07	B07	Ny. Saodah			
	0	8KL	B08	B08	Tn. Hidayat			
	0	9KL	B09	B09	Tn. H Ali			
	0	10KL	B10	B10	Tn. Manin			



48	0	11KL	B11	B11	Tn. Sanusi			
49	0	12KL	B12	B12	Tn. Gade			
50	0	13KL	B13	B13	Tn. Basar			
51	0	14KL	B14	B14	Tn. H Nirkam			
52	0	15KL	B15	B15	Tn. Sukimin			
53	0	16KL	B16	B16	Tn. Salih			
54	0	17KL	B17	B17	Tn. Nurhadi			
55	0	18KP	B18	B18	Ny. Asnimar			
56	0	19KL	B19	B19	Tn. Mulyadi			
57	0	20KL	B20	B20	Tn. Tarjo			
58	0	21KL	B21	B21	Tn. Syamsil			
59	0	22KL	B22	B22	Tn. Muhadi			
60	0	23KL	B23	B23	Tn. Mulyono			
61	0	24KL	B24	B24	Tn. Dedy Khaerudin			
62	0	25KL	B25	B25	Tn. Sain			
63	0	26KL	B26	B26	Tn. Hariyanto			
64	0	27KL	B27	B27	Tn. Rasin			
65	0	28KL	B28	B28	Tn. Abdul Hasan			
66	0	29KL	B29	B29	Tn. E. Suryadi			
			A=kasus					
			B=kontrol					



Tabel besar penelitian

No	No. RM	No. Sampel			Nama	Lab= hema				
		Awal	L6	Serum		LED	Lekosit	Eosinofil	Netrofil	ekspresi mrna ADAM33 (kopi/uL)
1	209727	1	A01	A01	Tn. Amri	7	5030	4	60	9,32831
2	188769	2	A02	A02	Tn. Abdul Rosyid	43	5760	5	55	9,17422
3	153642	3	A03	A03	Tn. Slamet	7	7820	2	74	9,47901
4	836802	4E	A04	A04	Tn. Wisma Subarkat	35	6600	0	95,6	9,05695
5	231976	5E	A05	A05	Tn. Kaudi	10	8730	15	45	9,23962
6	161039	6E	A06	A06	Tn. Abdul Aziz	10	13010	5	67	10,1217
7	79426	7	A07	A07	Tn. Karwan	34	6370	3	66	12,43344
8	215101	8	A08	A08	Tn. Achmad Bachroni	8	8720	7	55	8,41143
9	210635	9	A09	A09	Tn. Mulyono	5	10.660	4	60	12,66191
10	190630	10	A10	A10	Tn. M Khofiq	5	8930	2	60	8,82739
11	831620	11	A11	A11	Tn. Sunardi	16	8000	3,1	65,8	8,90898
12	793897	12	A12	A12	Tn. Fernando	10	10000	4,5	54,9	12,22756
13	391897	13	A13	A13	Tn. Sudiono	17	9200	0,1	81,3	8,04974
14	199213	14	A14	A14	Tn. Hendri	6	6310	3	64	10,47248
15	199441	15	A15	A15	Tn. H A Fauzi	29	11650	2	63	12,72159
16	217654	16E	A16	A16	Tn. Sarnih	60	19150	0	95	10,06274
17	833734	17E	A17	A17	Tn. Syamsir Alam	5	18300	4,4	80,4	12,36694626
18	117348	18	A18	A18	Tn. Syahriwal	25	9200	3,1	74,3	10,72434
19	806220	19	A19	A19	Tn. Eman	81	8900	1,1	76,2	10,66536
20	229053	20	A20	A20	Tn. Lakoni M Z	13	6140	5	60	9,53368
21	172729	21	A21	A21	Tn. Baharudin	27	10300	1	88	13,16776
22	221787	22	A22	A22	Tn. Gimam	16	7300	0	67	7,52551
23	234895	23	A23	A23	Tn. Maskuri	17	7080	4,4	51,9	10,33005
24	816799	24	A24	A24	Tn. Hans Hendrik	16	6800	4,9	61,5	10,24089
25	220561	25	A25	A25	Tn. Syahmenan	10	8120	9	56	12,93987



26	28133	26	A26	A26	Tn. Amirudin Masna	45	6800	5,2	51,8	12,06897
27	218491	27	A27	A27	Tn. Matsila	70	10760	2	54	10,54599
28	587792	28	A28	A28	Tn. Riyanto	20	14800	0,4	72	11,06132
29	241489	29	A29	A29	Tn. SarmiliHH	10	6820	8	51	7,1384
30	847797	30	A30	A30	Tn. Sugito	20	8000	2,3	69,7	10,81358
31	847809	31	A31	A31	Tn. Sudjadi	20	15700	0,6	74,5	12,51317
32	841452	32	A32	A32	Tn. Djajuli	65	10800	4,6	67,5	12,16048
33	796024	33P	A33	A33	Ny. Nursidah	5	13300	5,5	58,8	7,36283
34	222259	34P	A34	A34	Ny. Sunarini	32	9640	1	65	7,4097
35	218904	35	A35	A35	Tn. Joni Anwar	51	5200	8	55	12,82089
36	831175	36P	A36	A36	Ny. Lasem	30	10300	1	59,9	10,95374
37	172716	37P	A37	A37	Ny. Soetari	40	11500	2,5	45,7	10,9793
38	0	1KL	B01	B01	Tn. Hari Sugiarto					7,249
39	0	2KP	B02	B02	Ny. Tinah					6,416102723
40	0	3KP	B03	B03	Ny. Sunarni					6,34526
41	0	4KL	B04	B04	Tn. Adi Mulyadi					7,08973
42	0	5KL	B05	B05	Tn. Mukimin					6,64976
43	0	6KL	B06	B06	Tn. Andi					6,96445
44	0	7KP	B07	B07	Ny. Saodah					6,87773
45	0	8KL	B08	B08	Tn. Hidayat					6,80318
46	0	9KL	B09	B09	Tn. H Ali					6,9672
47	0	10KL	B10	B10	Tn. Manin					6,70894
48	0	11KL	B11	B11	Tn. Sanusi					6,86218
49	0	12KL	B12	B12	Tn. Gade					7,64292
50	0	13KL	B13	B13	Tn. Basar					6,48852
	0	14KL	B14	B14	Tn. H Nirkam					7,44283
	0	15KL	B15	B15	Tn. Sukimin					7,19945
	0	16KL	B16	B16	Tn. Salih					6,40353
	0	17KL	B17	B17	Tn. Nurhadi					6,91892
	0	18KP	B18	B18	Ny. Asnimar					7,16359



56	0	19KL	B19	B19	Tn. Mulyadi					7,08628
57	0	20KL	B20	B20	Tn. Tarjo					6,2381
58	0	21KL	B21	B21	Tn. Syamsil					7,15375
59	0	22KL	B22	B22	Tn. Muhadi					6,82747
60	0	23KL	B23	B23	Tn. Mulyono					7,5411
61	0	24KL	B24	B24	Tn. Dedy Khaerudin					6,677111813
62	0	25KL	B25	B25	Tn. Sain					6,87788
63	0	26KL	B26	B26	Tn. Hariyanto					6,90637
64	0	27KL	B27	B27	Tn. Rasin					7,68823
65	0	28KL	B28	B28	Tn. Abdul Hasan					6,41289
66	0	29KL	B29	B29	Tn. E. Suryadi					7,35689
						LED laki <11	N =5000-10000	N = 1,0-3,0	N =37,0-72,0	satuan ekspresi = FOLD CHANGE
			A=k asus			LED prp <21				
			B=k ontrol							



Tabel besar penelitian

No	No. RM	No. Sampel			Nama	Lab= hema					
		Awal	L6	Serum		sol ADAM 33	Sol IL-6 (pg/mL)	SolIL8 (pg/mL)	Sol IL-10 (pg/mL)	Sol MMP-9 (pg/mL)	Sol MMP-8 (pg/mL)
1	209727	1	A01	A01	Tn. Amri	1,153	8,77	274,002	348,44	3,903	2.398,19
2	188769	2	A02	A02	Tn. Abdul Rosyid	1,818	20,299	336,129	319,604	4,598	4.102,48
3	153642	3	A03	A03	Tn. Slamet	1,253	10,932	286,71	346,744	3,851	2.632,11
4	836802	4E	A04	A04	Tn. Wisma Subarkat	1,685	15,615	300,83	338,263	4,131	3.701,47
5	231976	5E	A05	A05	Tn. Kaudi	1,751	17,957	329,069	326,389	4,519	3.935,39
6	161039	6E	A06	A06	Tn. Abdul Aziz	1,984	22,82	396,139	287,376	4,459	4.603,74
7	79426	7	A07	A07	Tn. Karwan	3,579	42,635	879,747	112,664	7,743	8.446,74
8	215101	8	A08	A08	Tn. Achmad Bachroni	1,02	6,608	251,41	355,225	3,5	2.297,94
9	210635	9	A09	A09	Tn. Mulyono	3,645	44,616	971,526	92,309	7,837	8.647,24
10	190630	10	A10	A10	Tn. M Khofiq	0,821	1,925	117,27	367,099	2,03	1.529,34
11	831620	11	A11	A11	Tn. Sunardi	0,919	2,826	147,628	363,706	3,795	2.064,02
12	793897	12	A12	A12	Tn. Fernando	3,379	40,833	837,387	138,108	6,654	8.079,14
13	391897	13	A13	A13	Tn. Sudiono	0,921	1,385	74,911	372,187	2,224	2.097,43
14	199213	14	A14	A14	Tn. Hendri	3,213	40,293	802,087	151,677	7,038	7.845,22
15	199441	15	A15	A15	Tn. H A Fauzi	3,778	48,759	1028,006	58,385	8,329	9.014,83
16	217654	16E	A16	A16	Tn. Sarnih	1,883	21,92	350,955	295,857	4,295	4.336,40
17	833734	17E	A17	A17	Tn. Syamsir Alam	3,512	42,094	929,167	124,538	7,579	8.246,23
18	117348	18	A18	A18	Tn. Syahriwal	2,449	32,908	547,928	221,223	6,325	6.074,10
19	806220	19	A19	A19	Tn. Eman	2,349	30,206	505,569	246,666	4,754	5.940,43
20	229053	20	A20	A20	Tn. Lakoni M Z	1,884	21,199	364,369	304,338	4,627	4.369,82
21	172729	21	A21	A21	Tn. Baharudin	4,11	50,2	1183,325	43,119	8,238	9.917,10
			A22	A22	Tn. Gimani	0,555	1,025	131,39	387,453	1,967	693,90



23	234895	23	A23	A23	Tn. Maskuri	2,117	26,423	442,029	270,414	5,303	5.372,34
24	816799	24	A24	A24	Tn. Hans Hendrik	2,05	25,702	413,789	277,199	4,967	4.902,49
25	220561	25	A25	A25	Tn. Syahmenan	3,845	50,921	1070,366	48,207	8,643	9.215,34
26	28133	26	A26	A26	Tn. Amirudin Masna	3,08	39,212	660,888	172,032	6,803	7.310,55
27	218491	27	A27	A27	Tn. Matsila	2,25	28,765	456,149	251,755	6,012	5.506,01
28	587792	28	A28	A28	Tn. Riyanto	2,648	34,529	583,228	211,046	5,336	6.441,69
29	241489	29	A29	A29	Tn. SarmiliHH	0,522	0,484	159,63	380,669	2,056	627,07
30	847797	30	A30	A30	Tn. Sugito	2,582	34,169	618,528	214,438	6,463	6.308,02
31	847809	31	A31	A31	Tn. Sudjadi	3,712	47,138	992,706	65,17	8,512	8.881,16
32	841452	32	A32	A32	Tn. Djajuli	3,18	39,933	738,548	156,766	6,837	7.611,30
33	796024	33P	A33	A33	Ny. Nursidah	0,655	1,745	96,09	377,276	2,146	927,83
34	222259	34P	A34	A34	Ny. Sunarini	0,661	3,824	125,776	312,042	1,872	714,64
35	218904	35	A35	A35	Tn. Joni Anwar	3,842	47,361	1043,002	51,651	7,49	9.373,77
36	831175	36P	A36	A36	Ny. Lasem	1,632	33,514	468,629	173,281	5,71	6.441,39
37	172716	37P	A37	A37	Ny. Soetari	0,527	4,933	83,011	317,182	2,024	1.266,61
38	0	1KL	B01	B01	Tn. Hari Sugiarto	0,418	3,158	116,928	303,134	2,057	887,13
39	0	2KP	B02	B02	Ny. Tinah	0,552	2,759	157,48	308,188	2,198	990,62
40	0	3KP	B03	B03	Ny. Sunarni	0,385	2,093	178,125	320,094	1,861	1.232,11
41	0	4KL	B04	B04	Tn. Adi Mulyadi	0,435	3,557	140,522	314,184	1,939	611,14
42	0	5KL	B05	B05	Tn. Mukimin	0,594	2,217	125,038	298,595	2,276	1.128,62
43	0	6KL	B06	B06	Tn. Andi	0,355	2,696	128,725	323,777	2,124	1.404,61
44	0	7KP	B07	B07	Ny. Saodah	0,487	1,782	136,098	310,843	1,839	818,13
45	0	8KL	B08	B08	Tn. Hidayat	0,36	2,927	186,973	303,477	2,161	1.059,62
46	0	9KL	B09	B09	Tn. H Ali	0,632	2,492	94,808	314,955	1,983	783,63
47	0	10KL	B10	B10	Tn. Manin	0,587	3,398	169,277	300,736	2,353	1.335,61
			B11	B11	Tn. Sanusi	0,525	2,208	105,131	319,152	1,972	1.473,60
			B12	B12	Tn. Gade	0,656	3,016	186,236	300,051	2,364	956,13
			B13	B13	Tn. Basar	0,482	2,803	163,379	320,608	2,239	1.301,11
			B14	B14	Tn. H Nirkam	0,45	2,146	133,149	304,847	2,324	680,14
			B15	B15	Tn. Sukimin	0,629	2,395	96,283	315,469	1,904	1.163,12



53	0	16KL	B16	B16	Tn. Salih	0,4	3,549	117,665	324,034	2,087	921,63
54	0	17KL	B17	B17	Tn. Nurhadi	0,468	1,738	88,172	306,304	2,013	1.025,12
55	0	18KP	B18	B18	Ny. Asnimar	0,316	2,981	150,844	298,338	2,32	1.275,24
56	0	19KL	B19	B19	Tn. Mulyadi	0,602	2,625	89,647	317,524	1,957	542,14
57	0	20KL	B20	B20	Tn. Tarjo	0,535	3,105	180,337	305,19	2,031	645,64
58	0	21KL	B21	B21	Tn. Syamsil	0,46	3,158	107,342	311,529	1,876	1.099,29
59	0	22KL	B22	B22	Tn. Muhadi	0,619	2,448	111,766	301,764	2,065	633,56
60	0	23KL	B23	B23	Tn. Mulyono	0,334	3,513	83,011	321,978	1,917	852,63
61	0	24KL	B24	B24	Tn. Dedy Khaerudin	0,494	2,27	80,062	310,329	2,098	1.370,11
62	0	25KL	B25	B25	Tn. Sain	0,627	1,765	113,241	318,895	2,124	1.197,62
63	0	26KL	B26	B26	Tn. Hariyanto	0,326	1,942	156,743	308,616	2,257	749,13
64	0	27KL	B27	B27	Tn. Rasin	0,393	1,969	170,015	306,903	2,298	1.094,12
65	0	28KL	B28	B28	Tn. Abdul Hasan	0,427	3,336	166,328	313,756	2,183	1.276,96
66	0	29KL	B29	B29	Tn. E. Suryadi	0,56	1,915	141,997	322,321	2,22	778,46
						satuan = ng/ml	satuan = pg/ml		satuan = pg/ml		satuan = pg/ml
			A=kasus								
			B=kontrol								







Mochammad Hatta
BTN ANTARA B6/B,
Perintis Kemerdekaan, Km.9
90245

MH182302

Order date : 2018/02/20

Packing date : 2018/02/23

Page : 1 / 2

Oligo	ADAM33 Forward						
SEQ	5'-CAGGAATGCCAGCTATTATC-3' (20mer) ✓						
GC%	MW		Yield		scale (umoles)	Tm(°)	
	calculated	measured	OD	nmol			
41.6	8,528.2	6,527.1	18.1	74.5	0.2	56.7	
vol. for 100pmol/ul		Purification		Modification			
725		MOPC					
<hr/>							
Oligo	ADAM33 Reverse						
SEQ	5'-GTTTGGTGTGGTTCAAGTTT-3' (20mer) ✓						
GC%	MW		Yield		scale (umoles)	Tm(°)	
	calculated	measured	OD	nmol			
41.6	6,476.5	6,351.4	18.5	75.8	0.2	56.7	
vol. for 100pmol/ul		Purification		Modification			
731		MOPC					
<hr/>							
Oligo	GAPDH Forward						
SEQ	5'-GGCCAAAGGGTCATCATC-3' (19mer) ✓						
GC%	MW		Yield		scale (umoles)	Tm(°)	
	calculated	measured	OD	nmol			
43.2	6,738.2	6,442.7	17.2	73.4	0.2	58.1	
vol. for 100pmol/ul		Purification		Modification			
705		MOPC					
<hr/>							
Oligo	GAPDH Reverse						
SEQ	5'-GTGATGGCATGGACTGTGG-3' (19mer) ✓						
GC%	MW		Yield		scale (umoles)	Tm(°)	
	calculated	measured	OD	nmol			
43.2	6,813.4	6,367.4	17.8	71.5	0.2	58.1	
vol. for 100pmol/ul		Purification		Modification			
702		MOPC					



Name : dr. Fachri

Date : 22/3/2018

Plate : 1

Assay : Gen ADAM33

	1	2	3	4	5	6	7	8	9	10	11	12
A	GAPDH-1 ✓	GAPDH-1 ✓	GAPDH-1 ✓	A01 ✓	A01 ✓	A01 ✓	A02 ✓	A02 ✓	A02 ✓	A03 ✓	A03 ✓	A03 ✓
B	GAPDH-2 ✓	GAPDH-2 ✓	GAPDH-2 ✓	A04 ✓	A04 ✓	A04 ✓	A05 ✓	A05 ✓	A05 ✓	A06 ✓	A06 ✓	A06 ✓
C	GAPDH-3 ✓	GAPDH-3 ✓	GAPDH-3 ✓	A07 ✓	A07 ✓	A07 ✓	A08 ✓	A08 ✓	A08 ✓	A09 ✓	A09 ✓	A09 ✓
D	GAPDH-4 ✓	GAPDH-4 ✓	GAPDH-4 ✓	A10 ✓	A10 ✓	A10 ✓	A11 ✓	A11 ✓	A11 ✓	A12 ✓	A12 ✓	A12 ✓
E	GAPDH-5 ✓	GAPDH-5 ✓	GAPDH-5 ✓	A13 ✓	A13 ✓	A13 ✓	A14 ✓	A14 ✓	A14 ✓	A15 ✓	A15 ✓	A15 ✓
F	GAPDH-6 ✓	GAPDH-6 ✓	GAPDH-6 ✓	A16 ✓	A16 ✓	A16 ✓	A17 ✓	A17 ✓	A17 ✓	A18 ✓	A18 ✓	A18 ✓
G	GAPDH-7 ✓	GAPDH-7 ✓	GAPDH-7 ✓	A19 ✓	A19 ✓	A19 ✓	A20 ✓	A20 ✓	A20 ✓	A21 ✓	A21 ✓	A21 ✓
H	A22 ✓	A22 ✓	A22 ✓									

Remarks : 40 Cycle ; 94 C - 10 s and 56 C - 30 s



Name : dr. Fachri

Date : 2/5/2018

Plate : 2

Assay : Gen ADAM33

	1	2	3	4	5	6	7	8	9	10	11	12
A	GAPDH-1 ✓	GAPDH-1 ✓	GAPDH-1 ✓	A23 ✓	A23 ✓	A23 ✓	A24 ✓	A24 ✓	A24 ✓	A25 ✓	A25 ✓	A25 ✓
B	GAPDH-2 ✓	GAPDH-2 ✓	GAPDH-2 ✓	A26 ✓	A26 ✓	A26 ✓	A27 ✓	A27 ✓	A27 ✓	A28 ✓	A28 ✓	A28 ✓
C	GAPDH-3 ✓	GAPDH-3 ✓	GAPDH-3 ✓	A29 ✓	A29 ✓	A29 ✓	A30 ✓	A30 ✓	A30 ✓	A31 ✓	A31 ✓	A31 ✓
D	GAPDH-4 ✓	GAPDH-4 ✓	GAPDH-4 ✓	A32 ✓	A32 ✓	A32 ✓	A33 ✓	A33 ✓	A33 ✓	A34 ✓	A34 ✓	A34 ✓
E	GAPDH-5 ✓	GAPDH-5 ✓	GAPDH-5 ✓	A35 ✓	A35 ✓	A35 ✓	A36 ✓	A36 ✓	A36 ✓	A37 ✓	A37 ✓	A37 ✓
F	GAPDH-6 ✓	GAPDH-6 ✓	GAPDH-6 ✓	B01 ✓	B02 ✓	B01 ✓	B02 ✓	B02 ✓	B02 ✓	B03 ✓	B03 ✓	B03 ✓
G	GAPDH-7 ✓	GAPDH-7 ✓	GAPDH-7 ✓	B04 ✓	B04 ✓	B04 ✓	B05 ✓	B05 ✓	B05 ✓	B06 ✓	B06 ✓	B06 ✓
H	B07 ✓	B07 ✓	B07 ✓									

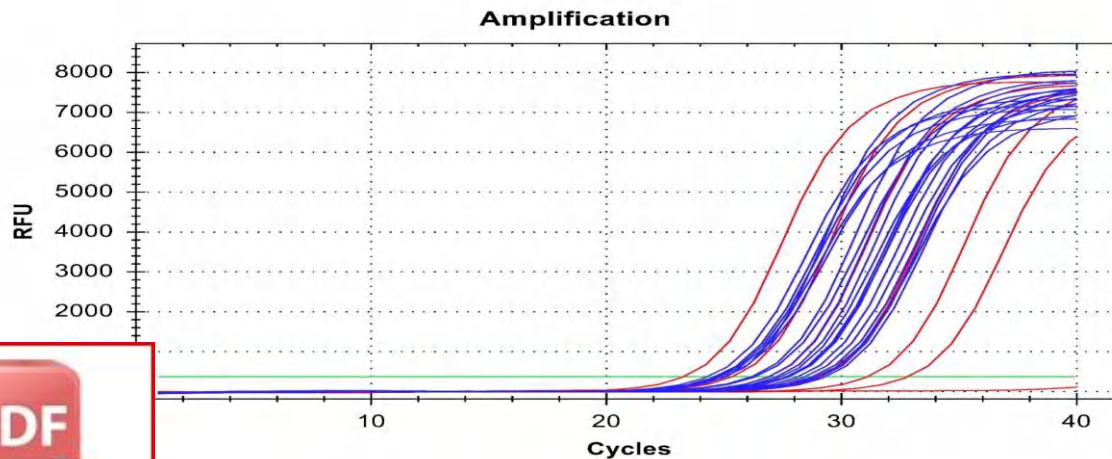
Remarks : 40 Cycle ; 94 C - 10 s and 56 C - 30 s

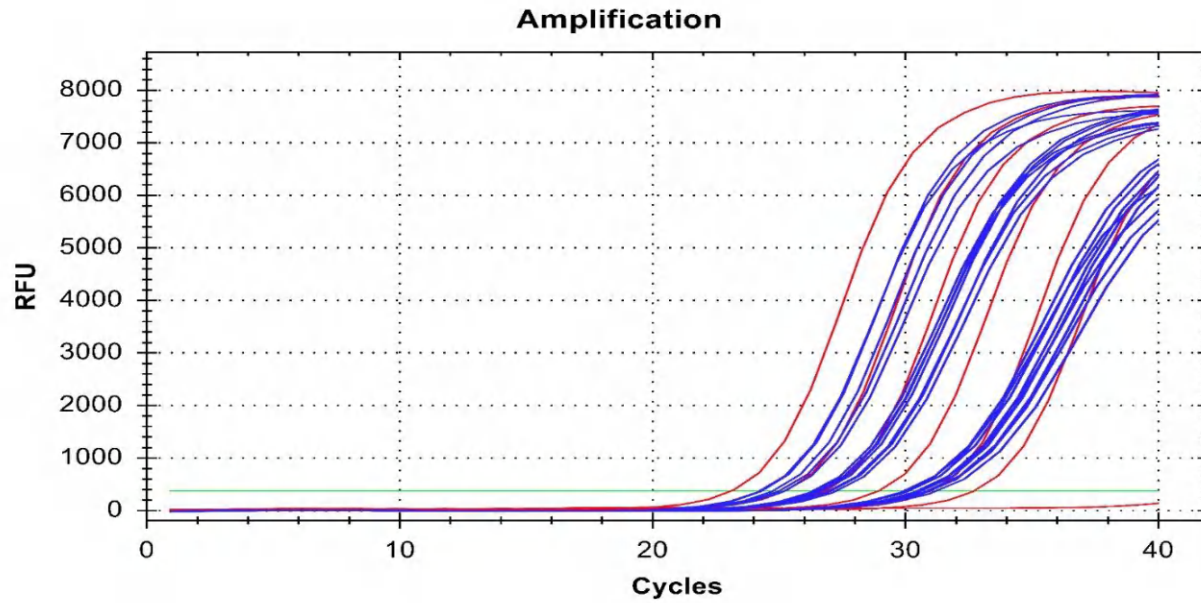


Name : dr. Fachri
 Date : 2/5/2018
 Plate : 3
 Assay : Gen ADAM33

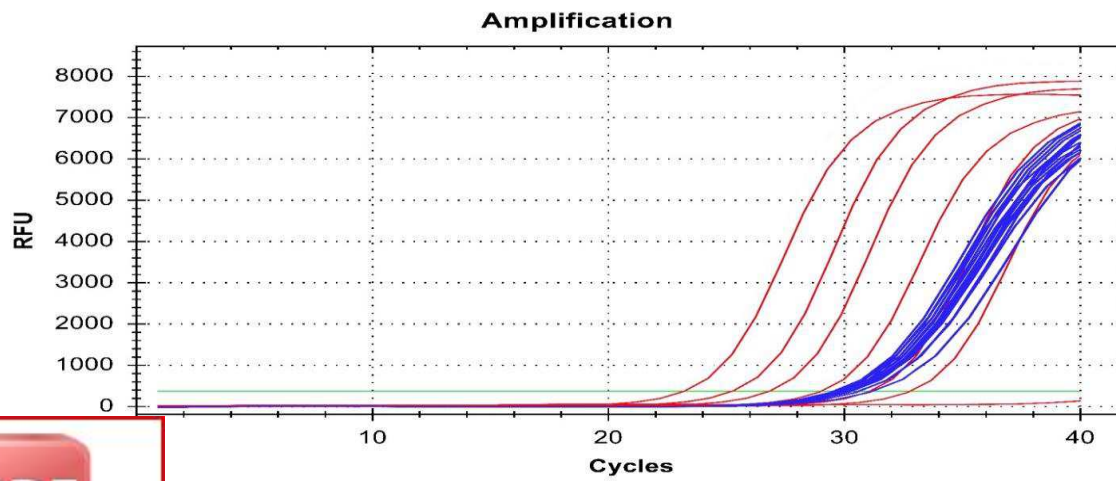
	1	2	3	4	5	6	7	8	9	10	11	12
A	GAPDH-1 ✓	GAPDH-1 ✓	GAPDH-1 ✓	B08 ✓	B08 ✓	B08 ✓	B09 ✓	B09 ✓	B09 ✓	B10 ✓	B10 ✓	B10 ✓
B	GAPDH-2 ✓	GAPDH-2 ✓	GAPDH-2 ✓	B11 ✓	B11 ✓	B11 ✓	B12 ✓	B12 ✓	B12 ✓	B13 ✓	B13 ✓	B13 ✓
C	GAPDH-3 ✓	GAPDH-3 ✓	GAPDH-3 ✓	B14 ✓	B14 ✓	B14 ✓	B15 ✓	B15 ✓	B15 ✓	B16 ✓	B16 ✓	B16 ✓
D	GAPDH-4 ✓	GAPDH-4 ✓	GAPDH-4 ✓	B17 ✓	B17 ✓	B17 ✓	B18 ✓	B18 ✓	B18 ✓	B19 ✓	B19 ✓	B19 ✓
E	GAPDH-5 ✓	GAPDH-5 ✓	GAPDH-5 ✓	B20 ✓	B20 ✓	B20 ✓	B21 ✓	B21 ✓	B21 ✓	B22 ✓	B22 ✓	B22 ✓
F	GAPDH-6 ✓	GAPDH-6 ✓	GAPDH-6 ✓	B23 ✓	B23 ✓	B23 ✓	B24 ✓	B24 ✓	B24 ✓	B25 ✓	B25 ✓	B25 ✓
G	GAPDH-7 ✓	GAPDH-7 ✓	GAPDH-7 ✓	B26 ✓	B26 ✓	B26 ✓	B27 ✓	B27 ✓	B27 ✓	B28 ✓	B28 ✓	B28 ✓
H	B29 ✓	B29 ✓	B29 ✓									

Remarks : 40 Cycle ; 94 C - 10 s and 56 C - 30 s





RTPCR Plate 2



RTPCR Plate 3

