

DAFTAR PUSTAKA

- Abbas, N., Riaz, M., & Does, R. J. M. M. (2013). Mixed exponentially weighted moving average-cumulative sum charts for process monitoring. *Quality and Reliability Engineering International*, 29(3), 345–356. <https://doi.org/10.1002/qre.1385>
- Ajadi, J. O., Riaz, M., & Al-Ghamdi, K. (2016). On increasing the sensitivity of mixed EWMA–CUSUM control charts for location parameter. *Journal of Applied Statistics*, 43(7), 1262–1278. <https://doi.org/10.1080/02664763.2015.1094453>
- Ajadi, N., Damisa, S., & Dawodu, A. (2017). On Efficient Memory-Type Control Charts for Monitoring out of Control Signals in a Process Using Diabetic Data. *Biomedical Statistics and Informatics*, 2(5), 138–144. <https://doi.org/10.11648/j.bsi.20170205.14>
- Assauri, S. (1998). Manajemen operasi dan produksi. In *Jakarta: Lp Fe UI* (Vol. 210).
- Braimah, O. J., Osanaiye, P. A., Omaku, P. E., Saheed, Y. K., & Eshimokhai, S. A. (2014). On the use of exponentially weighted moving average (EWMA) control chart in monitoring road traffic crashes. *International Journal of Mathematics and Statistics Invention (IJMSI)*, 2(5), 1–9.
- Chen, D., Liu, X., & Yang, H. (2020). Performance Analysis of Cumulative Sum Control Charts Based on Parameter Estimation. *IOP Conference Series: Earth and Environmental Science*, 514(3). <https://doi.org/10.1088/1755-1315/514/3/032006>
- Crowder, S. V. (1989). Design of Exponentially Weighted Moving Average Schemes. *Journal of Quality Technology*, 21(3), 155–162. <https://doi.org/10.1080/00224065.1989.11979164>
- Dr. Juharni, M. S., Dr. Guntur Karnaeni, M. S., Sobirin, S. S. M. S., & M, D. (2017). *Manajemen Mutu Terpadu (Total Quality Management)*. SAH MEDIA. <https://books.google.co.id/books?id=j1RtDwAAQBAJ>
- Elliot, S. (1993). Management of quality in computing systems education: ISO 9000 series quality standards applied. *Journal of Systems Management*, 44(9), 6.
- Hawkins, D. M., & Olwell, D. H. (1998). Cumulative Sum Charts and Charting for Quality Improvement. In *Statistics for Engineering and Physical Science*. <https://api.semanticscholar.org/CorpusID:41296339>
- Huang, F., Liao, Y., Zhou, J., Wang, Y., & Li, H. (2015). Selective recovery of valuable metals from nickel converter slag at elevated temperature with sulfuric acid solution. *Separation and Purification Technology*, 156, 572–581. <https://doi.org/10.1016/j.seppur.2015.10.051>

- Hussain, S., Wang, X., Ahmad, S., & Riaz, M. (2020). On a class of mixed EWMA-CUSUM median control charts for process monitoring. *Quality and Reliability Engineering International*, 36(3), 910–946. <https://doi.org/10.1002/qre.2608>
- Koshti, V. (2011). Cumulative sum control chart. *International Journal of Physics and Mathematical Sciences*, ISSN, 2111–2277.
- Lilliefors, H. W. (1967). On the Kolmogorov-Smirnov Test for Normality with Mean and Variance Unknown. *Journal of the American Statistical Association*, 62(318), 399. <https://doi.org/10.2307/2283970>
- Lucas, J. M., & Saccucci, M. S. (1990). Exponentially weighted moving average control schemes: Properties and enhancements. *Technometrics*, 32(1), 1–12. <https://doi.org/10.1080/00401706.1990.10484583>
- Mohd, N., & Bee, Y. (2011). Power comparisons of Shapiro-Wilk, Kolmogorov-Smirnov, Lilliefors and Anderson-Darling tests. *Journal of Statistical Modeling and Analytics*, 2(1), 21–33. <https://www.nrc.gov/docs/ML1714/ML17143A100.pdf>
- Montgomery, D. C. (2012). *Statistical Quality Control, 7th Edition*. Wiley. <https://books.google.co.id/books?id=RgQcAAAAQBAJ>
- Noor-Ul-Amin, M. (2022). Impact of measurement error on mixed EWMA-CUSUM control chart. *Scientia Iranica*, 29(4), 2134–2148. <https://doi.org/10.24200/sci.2020.53453.3244>
- Novoa, N. M., & Varela, G. (2020). Monitoring surgical quality: the cumulative sum (CUSUM) approach. *Mediastinum*, 4(4), 4–4. <https://doi.org/10.21037/med.2019.10.01>
- Permatasari, D. (2021). *Karakteristik Lindi Mortar Dengan Slag Tipe Pendinginan Langsung Sebagai Subtitusi Pasir*.
- Perry, M. B. (2011). The Exponentially Weighted Moving Average. *Wiley Encyclopedia of Operations Research and Management Science*. <https://doi.org/10.1002/9780470400531.eorms0314>
- Prihatini, E. R., Wachidah, L., & Suliadi, S. (2018). Penerapan Diagram Kendali Mixed EWMA-CUSUM dengan Modified Fast Initial Response dan Headstart pada Pengendalian Kualitas Produk. *Prosiding Statistika*, 72–78.
- Probability, S., Theorem, C. L., & Methods, T. (2009). *Statistics for Engineering* (Vol. 12).
- Rao, G. S., Aslam, M., Rasheed, U., & Jun, C.-H. (2020). Mixed EWMA-CUSUM chart for COM-Poisson distribution. *Journal of Statistics and Management Systems*, 23(3), 511–527. <https://doi.org/10.1080/09720510.2019.1639947>
- Razmy, A. M., & Peiris, T. S. G. (2013). Design of Exponentially Weighted Moving Average Scheme for Standardized Means. *Sri Lankan Journal of Applied Statistics*, 14(2), 145. <https://doi.org/10.4038/sljastats.v14i2.6221>

- Resti, A., Widiharih, T., & Santoso, R. (2021). GRAFIK PENGENDALI MIXED EXPONENTIALLY WEIGHTED MOVING AVERAGE – CUMULATIVE SUM (MEC) DALAM ANALISIS PENGAWASAN PROSES PRODUKSI (Studi Kasus : Wingko Babat Cap “Moel”). *Jurnal Gaussian*, 10(1), 114–124. <https://doi.org/10.14710/j.gauss.v10i1.30938>
- Riaz, M., Ajadi, J. O., Mahmood, T., & Abbasi, S. A. (2019). Multivariate Mixed EWMA-CUSUM Control Chart for Monitoring the Process Variance-Covariance Matrix. *IEEE Access*, 7, 100174–100186. <https://doi.org/10.1109/ACCESS.2019.2928637>
- Smirnov, N. V. (1939). On the estimation of the discrepancy between empirical curves of distribution for two independent samples. *Bull. Moscow Univ.*, 2(2), 3–14. <https://math.stackexchange.com/q/2333570>
- Supriyadi, E. (2022). *ANALISIS PENGENDALIAN KUALITAS PRODUK DENGAN STATISTICAL PROCESS CONTROL (SPC)*. Pascal Books. <https://books.google.co.id/books?id=KIJzEAAAQBAJ>
- Tanjung, A. A., Gonzales, R., Seprianti, A., & Izati, R. (2022). Analisis Pemanfaatan Limbah Terak Nikel (Slag) sebagai Bahan Baku Pembuatan Shotcrete dan Penanganan Limbah Lumpur Nikel (Slurry) untuk Mengurangi Dampak Pencemaran Lingkungan. *Jurnal Migasian*, 6(2), 11–22. <https://doi.org/10.36601/jm.v6i2.214>

LAMPIRAN

Lampiran 1. Data Kadar Fe pada Slag Nikel Periode 3 Mei 2023 – 11 Juni 2023

Sampel	Tanggal	Shift	Kadar Slag Fe
1	03 Mei 2023	A	18,30
2		B	19,70
3		C	21,40
4	04 Mei 2023	A	20,70
5		B	20,90
6		C	20,40
7	05 Mei 2023	A	19,50
8		B	19,50
9		C	19,90
10	06 Mei 2023	A	20,70
11		B	21,00
12		C	21,20
13	07 Mei 2023	A	20,80
14		B	20,50
15		C	20,30
16	08 Mei 2023	A	21,00
17		B	21,30
18		C	20,90
19	09 Mei 2023	A	20,80
20		B	19,10
21		C	19,10
22	10-Mei-2023	A	19,80
23		B	19,70
24		C	19,50
25	11 Mei 2023	A	19,30
26		B	18,60
27		C	19,50
28	12 Mei 2023	A	19,80
29		B	20,60
30		C	21,60
31	13 Mei 2023	A	22,20
32		B	22,50
∴	∴	∴	∴
118	11 Juni 2023	A	20,40
119		B	20,40
120		C	19,80

Lampiran 2. Uji Normalitas

```
> library(nortest)
> setwd("D:/coolyah")
> data = read.csv('data1.csv', header = TRUE, sep = ';')
> lillie.test(data$Fe)
```

Lilliefors (Kolmogorov-Smirnov) normality test

data: data\$Fe

D = 0.067826, p-value = 0.1925

Lampiran 3. Average Run Length Exponentially Weighted Moving Average

```

> library(spc)
> l1 <- 0.1
> l2 <- 0.25
> l3 <- 0.5
> l4 <- 0.75
> cE1 <- 2.824
> cE2 <- 3
> cE3 <- 3.072
> cE4 <- 3.088
> mu <- (0:40)/20
> arl1 <- sapply(mu,l=l1,cE=cE1,sided="two",xewma.arl)
> arl2 <- sapply(mu,l=l2,cE=cE2,sided="two",xewma.arl)
> arl3 <- sapply(mu,l=l3,cE=cE3,sided="two",xewma.arl)
> arl4 <- sapply(mu,l=l4,cE=cE4,sided="two",xewma.arl)
> round(cbind(mu,arl1,arl2,arl3,arl4),digits=5)

```

	mu	arl1	arl2	arl3	arl4
[1,]	0.00	513.34728	502.89517	501.54153	500.92606
[2,]	0.05	450.25373	469.86048	484.18487	490.50465
[3,]	0.10	327.47939	391.32235	438.12779	461.46175
[4,]	0.15	223.18906	303.73187	376.90085	419.38615
[5,]	0.20	152.90010	228.61761	313.39150	370.88008
[6,]	0.25	108.02912	171.09265	255.51354	321.53727
[7,]	0.30	79.19662	128.97808	206.42264	275.07636
[8,]	0.35	60.18063	98.53950	166.38581	233.43233
[9,]	0.40	47.24170	76.49179	134.38459	197.25818
[10,]	0.45	38.15839	60.37624	109.03504	166.44434
[11,]	0.50	31.59089	48.45303	89.00413	140.50321
[12,]	0.55	26.71178	39.51305	73.15516	118.80737
[13,]	0.60	22.99662	32.71761	60.57109	100.71917
[14,]	0.65	20.10434	27.48175	50.53180	85.65219
[15,]	0.70	17.80750	23.39383	42.47887	73.09437
[16,]	0.75	15.95090	20.16118	35.98149	62.61143
[17,]	0.80	14.42623	17.57342	30.70752	53.84122
[18,]	0.85	13.15639	15.47761	26.40042	46.48467
[19,]	0.90	12.08539	13.76136	22.86141	40.29607
[20,]	0.95	11.17191	12.34114	19.93586	35.07406
[21,]	1.00	10.38490	11.15427	17.50292	30.65374
[22,]	1.05	9.70072	10.15316	15.46770	26.89997
[23,]	1.10	9.10110	9.30137	13.75531	23.70186
[24,]	1.15	8.57171	8.57071	12.30637	20.96826
[25,]	1.20	8.10124	7.93917	11.07356	18.62408
[26,]	1.25	7.68061	7.38943	10.01898	16.60732
[27,]	1.30	7.30248	6.90770	9.11211	14.86664
[28,]	1.35	6.96086	6.48297	8.32830	13.35944
[29,]	1.40	6.65081	6.10634	7.64748	12.05026
[30,]	1.45	6.36824	5.77056	7.05330	10.90952
[31,]	1.50	6.10971	5.46971	6.53233	9.91246
[32,]	1.55	5.87233	5.19890	6.07351	9.03832
[33,]	1.60	5.65366	4.95407	5.66769	8.26963
[34,]	1.65	5.45162	4.73185	5.30725	7.59166
[35,]	1.70	5.26439	4.52937	4.98584	6.99194
[36,]	1.75	5.09045	4.34424	4.69814	6.45991
[37,]	1.80	4.92844	4.17441	4.43967	5.98660

Lampiran 3. Average Run Length Exponentially Weighted Moving Average
(Lanjutan)

[38,]	1.85	4.77721	4.01815	4.20664	5.56435
[39,]	1.90	4.63572	3.87395	3.99583	5.18663
[40,]	1.95	4.50309	3.74053	3.80450	4.84782
[41,]	2.00	4.37853	3.61677	3.63032	4.54314

Lampiran 4. Average Run Length Cumulative Sum

```

> k <- 0.5
> h <- 5
> mu <- (0:40)/20
> arl1 <- sapply(mu, k=k, h=h, sided="two", xcusum.arl)
> round(cbind(mu, arl1), digits=5)
      mu      arl1
[1,] 0.00 465.44351
[2,] 0.05 430.10196
[3,] 0.10 348.64968
[4,] 0.15 262.01063
[5,] 0.20 191.28119
[6,] 0.25 139.49369
[7,] 0.30 103.06180
[8,] 0.35  77.65076
[9,] 0.40  59.82080
[10,] 0.45  47.14881
[11,] 0.50  37.99614
[12,] 0.55  31.26731
[13,] 0.60  26.22902
[14,] 0.65  22.38686
[15,] 0.70  19.40404
[16,] 0.75  17.04833
[17,] 0.80  15.15753
[18,] 0.85  13.61680
[19,] 0.90  12.34369
[20,] 0.95  11.27818
[21,] 1.00  10.37597
[22,] 1.05   9.60391
[23,] 1.10   8.93686
[24,] 1.15   8.35554
[25,] 1.20   7.84495
[26,] 1.25   7.39328
[27,] 1.30   6.99117
[28,] 1.35   6.63109
[29,] 1.40   6.30692
[30,] 1.45   6.01368
[31,] 1.50   5.74722
[32,] 1.55   5.50412
[33,] 1.60   5.28149
[34,] 1.65   5.07692
[35,] 1.70   4.88833
[36,] 1.75   4.71396
[37,] 1.80   4.55230
[38,] 1.85   4.40202
[39,] 1.90   4.26200
[40,] 1.95   4.13124
[41,] 2.00   4.00887

```

Lampiran 5. Average Run Length Mixed Exponentially Weighted Moving Average-Cumulative Sum

```

> x=c(); Z=c(); sdp=c(); Kz=c(); Hz=c(); Mp=c(); Mn=c(); rl=c(); k=0.5;
> h=37.42; ld=0.1
> mus <- (0:40) / 20
> sig <- 1
> results <- c()
>
> for (mu in mus) {
+   for (j in 1:50000) {
+     for (i in 1:1000000) {
+       x[i] <- rnorm(1, mu, sig)
+       if (i == 1) {
+         Z[i] <- ld * x[i] + (1 - ld) * mu
+       } else {
+         Z[i] <- ld * x[i] + (1 - ld) * Z[i - 1]
+       }
+       sdp[i] <- sqrt((ld / (2 - ld)) * (1 - (1 - ld)^(2 * i)))
+       Kz[i] <- k * sdp[i]
+       Hz[i] <- h * sdp[i]
+       if (i == 1) {
+         Mp[i] <- max(0, Z[i] - Kz[i])
+       } else {
+         Mp[i] <- max(0, Z[i] - Kz[i] + Mp[i - 1])
+       }
+       if (i == 1) {
+         Mn[i] <- max(0, -Z[i] - Kz[i])
+       } else {
+         Mn[i] <- max(0, -Z[i] - Kz[i] + Mn[i - 1])
+       }
+       if (Mp[i] > Hz[i] | Mn[i] > Hz[i]) {
+         rl[j] <- i
+         break
+       } else {
+         rl[j] <- 0
+       }
+     }
+   }
+ }
+ results <- c(results, mean(rl))
+ }
>
> results

```

```

[1] 500.17656 391.09318 237.58058 148.29944 98.79304
70.79226 53.47932
[8] 42.22010 34.47268 28.96032 24.67360 21.51868 18.99906
16.97064

```

Lampiran 5. Average Run Length Mixed Exponentially Weighted Moving Average-Cumulative Sum (Lanjutan)

[15]	15.28540	13.92684	12.71404	11.73546	10.83448	10.07666
	9.39332					
[22]	8.81212	8.24700	7.76166	7.32260	6.93464	6.56102
	6.23430					
[29]	5.92342	5.64170	5.38374	5.14416	4.91876	4.70450
	4.49742					
[36]	4.31450	4.16118	4.03140	3.90280	3.75242	3.58554

```

> x=c(); Z=c(); sdp=c(); Kz=c(); Hz=c(); Mp=c(); Mn=c(); rl=c(); k=0.5;
> h=20.18; ld=0.25
> mus <- (0:40) / 20
> sig <- 1
>
> results <- c()
>
> for (mu in mus) {
+   for (j in 1:50000) {
+     for (i in 1:1000000) {
+       x[i] <- rnorm(1, mu, sig)
+       if (i == 1) {
+         Z[i] <- ld * x[i] + (1 - ld) * mu
+       } else {
+         Z[i] <- ld * x[i] + (1 - ld) * Z[i - 1]
+       }
+       sdp[i] <- sqrt((ld / (2 - ld)) * (1 - (1 - ld)^(2 * i)))
+       Kz[i] <- k * sdp[i]
+       Hz[i] <- h * sdp[i]
+       if (i == 1) {
+         Mp[i] <- max(0, Z[i] - Kz[i])
+       } else {
+         Mp[i] <- max(0, Z[i] - Kz[i] + Mp[i - 1])
+       }
+       if (i == 1) {
+         Mn[i] <- max(0, -Z[i] - Kz[i])
+       } else {
+         Mn[i] <- max(0, -Z[i] - Kz[i] + Mn[i - 1])
+       }
+       if (Mp[i] > Hz[i] | Mn[i] > Hz[i]) {
+         rl[j] <- i
+         break
+       } else {
+         rl[j] <- 0
+       }
+     }
+   }
+ }
> results <- c(results, mean(rl))
+ }
> results

```

Lampiran 5. Average Run Length Mixed Exponentially Weighted Moving Average-Cumulative Sum (Lanjutan)

[1]	501.42114	415.49922	274.00748	173.20146	115.81726	82.84114
	61.46440					
[8]	48.01640	39.08552	32.30204	27.47172	23.86846	20.98142
	18.69410					
[15]	16.80428	15.26592	13.99206	12.83248	11.89336	11.09568
	10.36936					
[22]	9.77792	9.20730	8.70686	8.26342	7.86660	7.50614
	7.16118					
[29]	6.85078	6.56958	6.29862	6.06832	5.83984	5.63980
	5.44526					
[36]	5.25608	5.08954	4.93754	4.77516	4.64292	4.51072

```

> x=c(); Z=c(); sdp=c(); Kz=c(); Hz=c(); Mp=c(); Mn=c(); rl=c(); k=0.5;
> h=11.2; ld=0.5
> mus <- (0:40) / 20
> sig <- 1
>
> results <- c()
>
> for (mu in mus) {
+   for (j in 1:50000) {
+     for (i in 1:1000000) {
+       x[i] <- rnorm(1, mu, sig)
+       if (i == 1) {
+         Z[i] <- ld * x[i] + (1 - ld) * mu
+       } else {
+         Z[i] <- ld * x[i] + (1 - ld) * Z[i - 1]
+       }
+       sdp[i] <- sqrt((ld / (2 - ld)) * (1 - (1 - ld)^(2 * i)))
+       Kz[i] <- k * sdp[i]
+       Hz[i] <- h * sdp[i]
+       if (i == 1) {
+         Mp[i] <- max(0, Z[i] - Kz[i])
+       } else {
+         Mp[i] <- max(0, Z[i] - Kz[i] + Mp[i - 1])
+       }
+       if (i == 1) {
+         Mn[i] <- max(0, -Z[i] - Kz[i])
+       } else {
+         Mn[i] <- max(0, -Z[i] - Kz[i] + Mn[i - 1])
+       }
+       if (Mp[i] > Hz[i] | Mn[i] > Hz[i]) {
+         rl[j] <- i
+         break
+       } else {
+         rl[j] <- 0
+       }
+     }
+   }
+ }

```

Lampiran 5. Average Run Length Mixed Exponentially Weighted Moving Average-Cumulative Sum (Lanjutan)

```
+ }
+ results <- c(results, mean(rl))
+ }
>
> results
```

```
[1] 505.95090 437.76800 315.81696 210.98594 140.98548
98.27370 71.81112
[8] 55.36096 43.67736 35.75374 29.72312 25.52736 22.00990
19.44252
[15] 17.35402 15.55700 14.13052 12.92960 11.93480 11.07234
10.31618
[22] 9.68068 9.06638 8.52386 8.08858 7.68394 7.29836
6.95182
[29] 6.64742 6.35916 6.11252 5.88446 5.67598 5.45580
5.27750
[36] 5.08890 4.93728 4.78832 4.63418 4.51232 4.39414
```

```
> x=c(); Z=c(); sdp=c(); Kz=c(); Hz=c(); Mp=c(); Mn=c(); rl=c(); k=0.5;
> h=7.32; ld=0.75
> mus <- (0:40) / 20
> sig <- 1
>
> results <- c()
>
> for (mu in mus) {
+ for (j in 1:50000) {
+ for (i in 1:1000000) {
+ x[i] <- rnorm(1, mu, sig)
+ if (i == 1) {
+ Z[i] <- ld * x[i] + (1 - ld) * mu
+ } else {
+ Z[i] <- ld * x[i] + (1 - ld) * Z[i - 1]
+ }
+ sdp[i] <- sqrt((ld / (2 - ld)) * (1 - (1 - ld)^(2 * i)))
+ Kz[i] <- k * sdp[i]
+ Hz[i] <- h * sdp[i]
+ if (i == 1) {
+ Mp[i] <- max(0, Z[i] - Kz[i])
+ } else {
+ Mp[i] <- max(0, Z[i] - Kz[i] + Mp[i - 1])
+ }
+ if (i == 1) {
+ Mn[i] <- max(0, -Z[i] - Kz[i])
+ } else {
+ Mn[i] <- max(0, -Z[i] - Kz[i] + Mn[i - 1])
+ }
+ }
```

Lampiran 5. Average Run Length Mixed Exponentially Weighted Moving Average-Cumulative Sum (Lanjutan)

```

+   if (Mp[i] > Hz[i] | Mn[i] > Hz[i]) {
+     rl[j] <- i
+     break
+   } else {
+     rl[j] <- 0
+   }
+ }
+ }
+ results <- c(results, mean(rl))
+ }
> results

```

```

[1] 504.06816 457.89220 343.31642 242.95732 170.37154 120.72918
87.23636
 [8] 65.22140 50.58666 40.60580 32.95230 27.56270 23.49550
20.56204
[15] 17.96516 16.03644 14.56262 13.11624 12.02926 11.06530
10.28724
[22] 9.58244 8.94876 8.41944 7.92950 7.52162 7.15238
6.78826
[29] 6.46854 6.17204 5.93336 5.67972 5.48016 5.24612
5.06440
[36] 4.89764 4.73678 4.57614 4.45220 4.30620 4.18528

```

Lampiran 6. Peta kendali EWMA fase I

```

> setwd("D:/coolyah")
> data <- read.csv('data1.csv', header = TRUE, sep = ';')
> data_subset <- data$Fe[1:96]
>
> EWMA <- function(data_subset, miu0, lambda, L, plot_title) {
+   n <- length(data_subset)
+   sigma <- sd(data_subset)
+   Zi <- numeric(n + 1)
+   BKA <- numeric(n)
+   GT <- numeric(n)
+   BKB <- numeric(n)
+   keterangan <- character(n)
+
+   Zi[1] <- miu0
+   for (i in 1:n) {
+     Zi[i + 1] <- lambda * data_subset[i] + (1 - lambda) * Zi[i]
+     BKA[i] <- miu0 + ((L * sigma) * sqrt((lambda / (2 - lambda)) * (1 - (1 -
lambda)^(2 * i))))
+     GT[i] <- miu0
+     BKB[i] <- miu0 - ((L * sigma) * sqrt((lambda / (2 - lambda)) * (1 - (1 -
lambda)^(2 * i))))
+
+     if (Zi[i + 1] <= BKA[i] && Zi[i + 1] >= BKB[i]) {
+       keterangan[i] <- "Terkendali"
+     } else {
+       keterangan[i] <- "TIDAK TERKENDALI"
+     }
+   }
+
+   sampel <- 1:n
+
+   result <- data.frame(
+     Sampel = sampel,
+     Zi = Zi[2:(n + 1)],
+     BKA = BKA,
+     GT = GT,
+     BKB = BKB,
+     keterangan = keterangan
+   )
+   print(result)
+   windows()

```

Lampiran 6. Peta kendali EWMA fase I (Lanjutan)

```

+ plot(Zi[2:(n + 1)], type = "o", col = "blue", xlab = "Observasi ke-", ylab = "Zi",
+      main = plot_title, ylim = range(c(BKB, BKA, Zi[2:(n + 1)])))
+ lines(BKA, type = "l", col = "red")
+ lines(BKB, type = "l", col = "green")
+ lines(GT, type = "l", col = "black")
+ points(which(result$keterangan == "TIDAK TERKENDALI"),
+        Zi[which(result$keterangan == "TIDAK TERKENDALI") + 1], col = "red", pch =
+        19)
+ legend("topright", legend = c("BKA", "BKB", "GT"),
+        col = c("red", "green", "black"), lty = 1)
+ return(result)
+ }
> EWMA_InControl <- function(data, miu0, lambda, L) {
+   iterasi <- 0
+   sd_iterasi <- numeric()
+   repeat {
+     sd_iterasi <- c(sd_iterasi, sd(data))
+     plot_title <- paste("Peta Kendali EWMA Fase I Iterasi", iterasi + 1)
+     hasil_EWMA <- EWMA(data, miu0, lambda, L, plot_title)
+     iterasi <- iterasi + 1
+     if (!any(hasil_EWMA$keterangan == "TIDAK TERKENDALI")) {
+       cat("Total iterasi untuk mencapai kontrol:", iterasi, "\n")
+       break
+     }
+     data <- data[hasil_EWMA$keterangan == "Terkendali"]
+   }
+   iterasi_df <- data.frame(
+     Iterasi = 1:iterasi,
+     SD = sd_iterasi
+   )
+   print(iterasi_df)
+   return(list(hasil_EWMA = hasil_EWMA, iterasi_df = iterasi_df))
+ }

```

```
> hasil_EWMA <- EWMA_InControl(data_subset, 20, 0.1, 2.824)
```

	Sampe1	Zi	BKA	GT	BKB	keterangan
1	1	19.83000	20.31735	20	19.68265	Terkendali
2	2	19.81700	20.42694	20	19.57306	Terkendali
3	3	19.97530	20.49835	20	19.50165	Terkendali
4	4	20.04777	20.54943	20	19.45057	Terkendali

Lampiran 6. Peta kendali EWMA fase I (Lanjutan)

5	5	20.13299	20.58756	20	19.41244	Terkendali
6	6	20.15969	20.61672	20	19.38328	Terkendali
7	7	20.09372	20.63936	20	19.36064	Terkendali
8	8	20.03435	20.65713	20	19.34287	Terkendali
9	9	20.02092	20.67118	20	19.32882	Terkendali
10	10	20.08883	20.68235	20	19.31765	Terkendali
11	11	20.17994	20.69126	20	19.30874	Terkendali
12	12	20.28195	20.69840	20	19.30160	Terkendali
13	13	20.33375	20.70413	20	19.29587	Terkendali
14	14	20.35038	20.70873	20	19.29127	Terkendali
15	15	20.34534	20.71244	20	19.28756	Terkendali
16	16	20.41081	20.71543	20	19.28457	Terkendali
17	17	20.49973	20.71784	20	19.28216	Terkendali
18	18	20.53975	20.71979	20	19.28021	Terkendali
19	19	20.56578	20.72137	20	19.27863	Terkendali
20	20	20.41920	20.72264	20	19.27736	Terkendali
21	21	20.28728	20.72367	20	19.27633	Terkendali
22	22	20.23855	20.72450	20	19.27550	Terkendali
23	23	20.18470	20.72518	20	19.27482	Terkendali
24	24	20.11623	20.72572	20	19.27428	Terkendali
25	25	20.03460	20.72616	20	19.27384	Terkendali
26	26	19.89114	20.72652	20	19.27348	Terkendali
27	27	19.85203	20.72681	20	19.27319	Terkendali
28	28	19.84683	20.72704	20	19.27296	Terkendali
29	29	19.92214	20.72723	20	19.27277	Terkendali
30	30	20.08993	20.72739	20	19.27261	Terkendali
31	31	20.30094	20.72751	20	19.27249	Terkendali
32	32	20.52084	20.72761	20	19.27239	Terkendali
33	33	20.66876	20.72769	20	19.27231	Terkendali
34	34	20.70188	20.72776	20	19.27224	Terkendali
35	35	20.78169	20.72781	20	19.27219	TIDAK TERKENDALI
36	36	20.84353	20.72786	20	19.27214	TIDAK TERKENDALI
37	37	20.98917	20.72789	20	19.27211	TIDAK TERKENDALI
38	38	21.11026	20.72792	20	19.27208	TIDAK TERKENDALI
39	39	21.24923	20.72794	20	19.27206	TIDAK TERKENDALI
40	40	21.39431	20.72796	20	19.27204	TIDAK TERKENDALI
41	41	21.45488	20.72798	20	19.27202	TIDAK TERKENDALI
42	42	21.51939	20.72799	20	19.27201	TIDAK TERKENDALI
43	43	21.43745	20.72800	20	19.27200	TIDAK TERKENDALI
44	44	21.38370	20.72801	20	19.27199	TIDAK TERKENDALI
45	45	21.28533	20.72801	20	19.27199	TIDAK TERKENDALI
46	46	21.14680	20.72802	20	19.27198	TIDAK TERKENDALI
47	47	20.98212	20.72802	20	19.27198	TIDAK TERKENDALI
48	48	20.79391	20.72803	20	19.27197	TIDAK TERKENDALI
49	49	20.59452	20.72803	20	19.27197	Terkendali
50	50	20.61507	20.72803	20	19.27197	Terkendali
51	51	20.69356	20.72803	20	19.27197	Terkendali
52	52	20.72420	20.72803	20	19.27197	Terkendali
53	53	20.74178	20.72804	20	19.27196	TIDAK TERKENDALI
54	54	20.74760	20.72804	20	19.27196	TIDAK TERKENDALI
55	55	20.72284	20.72804	20	19.27196	Terkendali
56	56	20.69056	20.72804	20	19.27196	Terkendali
57	57	20.58150	20.72804	20	19.27196	Terkendali
58	58	20.43335	20.72804	20	19.27196	Terkendali
59	59	20.28002	20.72804	20	19.27196	Terkendali
60	60	20.21202	20.72804	20	19.27196	Terkendali
61	61	20.27081	20.72804	20	19.27196	Terkendali
62	62	20.28373	20.72804	20	19.27196	Terkendali
63	63	20.29536	20.72804	20	19.27196	Terkendali
64	64	20.37582	20.72804	20	19.27196	Terkendali
65	65	20.26824	20.72804	20	19.27196	Terkendali
66	66	20.24142	20.72804	20	19.27196	Terkendali

Lampiran 6. Peta kendali EWMA fase I (Lanjutan)

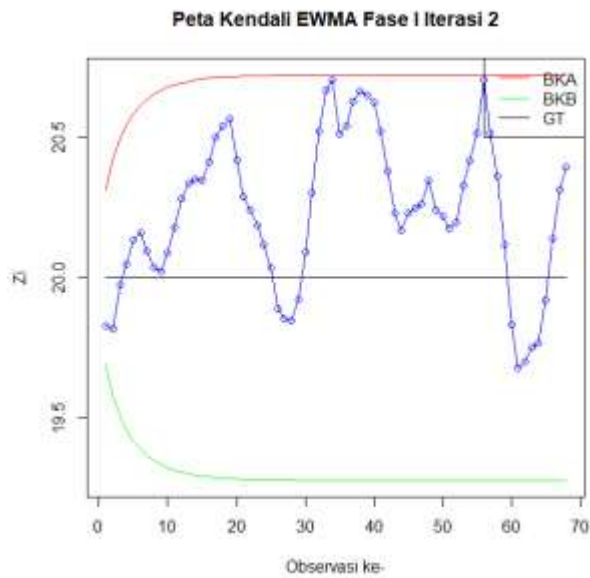
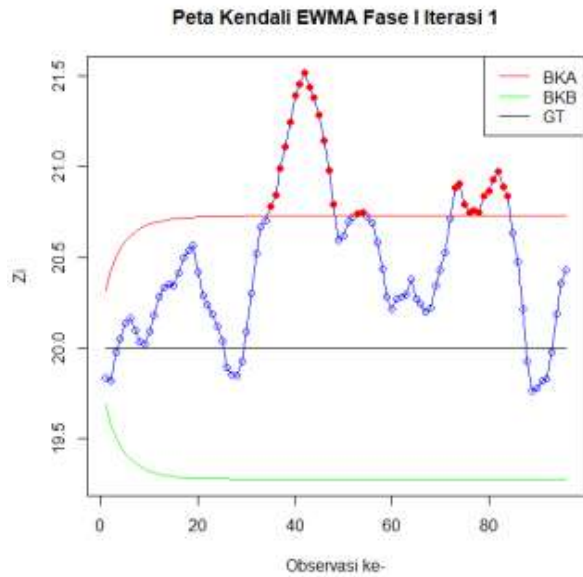
67	67	20.19728	20.72804	20	19.27196	Terkendali
68	68	20.21755	20.72804	20	19.27196	Terkendali
69	69	20.34579	20.72804	20	19.27196	Terkendali
70	70	20.43121	20.72804	20	19.27196	Terkendali
71	71	20.52809	20.72804	20	19.27196	Terkendali
72	72	20.71528	20.72804	20	19.27196	Terkendali
73	73	20.88375	20.72804	20	19.27196	TIDAK TERKENDALI
74	74	20.90538	20.72804	20	19.27196	TIDAK TERKENDALI
75	75	20.79484	20.72804	20	19.27196	TIDAK TERKENDALI
76	76	20.74536	20.72804	20	19.27196	TIDAK TERKENDALI
77	77	20.76082	20.72804	20	19.27196	TIDAK TERKENDALI
78	78	20.74474	20.72804	20	19.27196	TIDAK TERKENDALI
79	79	20.84027	20.72804	20	19.27196	TIDAK TERKENDALI
80	80	20.86624	20.72804	20	19.27196	TIDAK TERKENDALI
81	81	20.92962	20.72804	20	19.27196	TIDAK TERKENDALI
82	82	20.97665	20.72804	20	19.27196	TIDAK TERKENDALI
83	83	20.88899	20.72804	20	19.27196	TIDAK TERKENDALI
84	84	20.84009	20.72804	20	19.27196	TIDAK TERKENDALI
85	85	20.63608	20.72804	20	19.27196	Terkendali
86	86	20.47247	20.72804	20	19.27196	Terkendali
87	87	20.21523	20.72804	20	19.27196	Terkendali
88	88	19.92370	20.72804	20	19.27196	Terkendali
89	89	19.76133	20.72804	20	19.27196	Terkendali
90	90	19.77520	20.72804	20	19.27196	Terkendali
91	91	19.81768	20.72804	20	19.27196	Terkendali
92	92	19.82591	20.72804	20	19.27196	Terkendali
93	93	19.97332	20.72804	20	19.27196	Terkendali
94	94	20.18599	20.72804	20	19.27196	Terkendali
95	95	20.35739	20.72804	20	19.27196	Terkendali
96	96	20.43165	20.72804	20	19.27196	Terkendali
	Sampe1	Zi	BKA	GT	BKB	keterangan
1	1	19.83000	20.31456	20	19.68544	Terkendali
2	2	19.81700	20.42320	20	19.57680	Terkendali
3	3	19.97530	20.49398	20	19.50602	Terkendali
4	4	20.04777	20.54462	20	19.45538	Terkendali
5	5	20.13299	20.58241	20	19.41759	Terkendali
6	6	20.15969	20.61131	20	19.38869	Terkendali
7	7	20.09372	20.63376	20	19.36624	Terkendali
8	8	20.03435	20.65137	20	19.34863	Terkendali
9	9	20.02092	20.66530	20	19.33470	Terkendali
10	10	20.08883	20.67637	20	19.32363	Terkendali
11	11	20.17994	20.68520	20	19.31480	Terkendali
12	12	20.28195	20.69228	20	19.30772	Terkendali
13	13	20.33375	20.69795	20	19.30205	Terkendali
14	14	20.35038	20.70252	20	19.29748	Terkendali
15	15	20.34534	20.70620	20	19.29380	Terkendali
16	16	20.41081	20.70916	20	19.29084	Terkendali
17	17	20.49973	20.71155	20	19.28845	Terkendali
18	18	20.53975	20.71348	20	19.28652	Terkendali
19	19	20.56578	20.71504	20	19.28496	Terkendali
20	20	20.41920	20.71630	20	19.28370	Terkendali
21	21	20.28728	20.71732	20	19.28268	Terkendali
22	22	20.23855	20.71815	20	19.28185	Terkendali
23	23	20.18470	20.71882	20	19.28118	Terkendali
24	24	20.11623	20.71936	20	19.28064	Terkendali
25	25	20.03460	20.71980	20	19.28020	Terkendali
26	26	19.89114	20.72015	20	19.27985	Terkendali
27	27	19.85203	20.72044	20	19.27956	Terkendali
28	28	19.84683	20.72067	20	19.27933	Terkendali
29	29	19.92214	20.72086	20	19.27914	Terkendali
30	30	20.08993	20.72101	20	19.27899	Terkendali
31	31	20.30094	20.72113	20	19.27887	Terkendali

Lampiran 6. Peta kendali EWMA fase I (Lanjutan)

32	32	20.52084	20.72123	20	19.27877	Terkendali
33	33	20.66876	20.72131	20	19.27869	Terkendali
34	34	20.70188	20.72138	20	19.27862	Terkendali
35	35	20.51169	20.72143	20	19.27857	Terkendali
36	36	20.54053	20.72147	20	19.27853	Terkendali
37	37	20.62647	20.72151	20	19.27849	Terkendali
38	38	20.66383	20.72154	20	19.27846	Terkendali
39	39	20.64744	20.72156	20	19.27844	Terkendali
40	40	20.62270	20.72158	20	19.27842	Terkendali
41	41	20.52043	20.72159	20	19.27841	Terkendali
42	42	20.37839	20.72161	20	19.27839	Terkendali
43	43	20.23055	20.72162	20	19.27838	Terkendali
44	44	20.16749	20.72162	20	19.27838	Terkendali
45	45	20.23074	20.72163	20	19.27837	Terkendali
46	46	20.24767	20.72163	20	19.27837	Terkendali
47	47	20.26290	20.72164	20	19.27836	Terkendali
48	48	20.34661	20.72164	20	19.27836	Terkendali
49	49	20.24195	20.72165	20	19.27835	Terkendali
50	50	20.21776	20.72165	20	19.27835	Terkendali
51	51	20.17598	20.72165	20	19.27835	Terkendali
52	52	20.19838	20.72165	20	19.27835	Terkendali
53	53	20.32854	20.72165	20	19.27835	Terkendali
54	54	20.41569	20.72165	20	19.27835	Terkendali
55	55	20.51412	20.72165	20	19.27835	Terkendali
56	56	20.70271	20.72165	20	19.27835	Terkendali
57	57	20.51244	20.72165	20	19.27835	Terkendali
58	58	20.36119	20.72166	20	19.27834	Terkendali
59	59	20.11507	20.72166	20	19.27834	Terkendali
60	60	19.83357	20.72166	20	19.27834	Terkendali
61	61	19.68021	20.72166	20	19.27834	Terkendali
62	62	19.70219	20.72166	20	19.27834	Terkendali
63	63	19.75197	20.72166	20	19.27834	Terkendali
64	64	19.76677	20.72166	20	19.27834	Terkendali
65	65	19.92010	20.72166	20	19.27834	Terkendali
66	66	20.13809	20.72166	20	19.27834	Terkendali
67	67	20.31428	20.72166	20	19.27834	Terkendali
68	68	20.39285	20.72166	20	19.27834	Terkendali

Total iterasi untuk mencapai kontrol: 2

Iterasi	SD
1	1 1.123745
2	2 1.113892

Lampiran 6. Peta kendali EWMA fase I (Lanjutan)

Lampiran 7. Peta kendali EWMA fase II

```

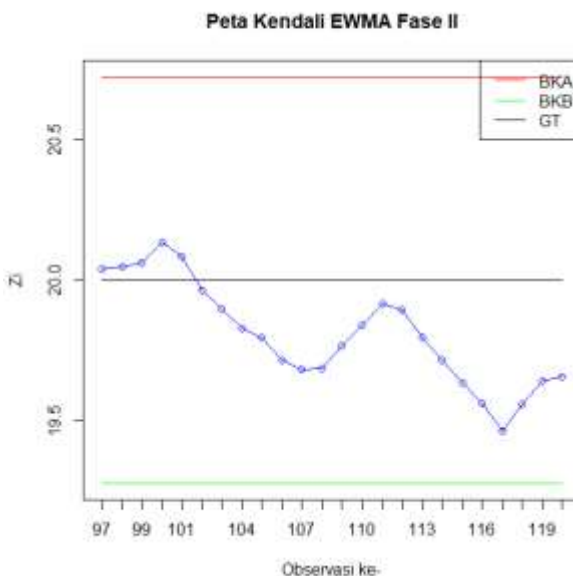
> setwd("D:/coolyah")
> new_data <- read.csv('data1.csv', header = TRUE, sep = ';')
> new_data_subset <- tail(new_data$Fe, 24)
> BKA <- rep(20.72166, 24)
> BKB <- rep(19.27834, 24)
> EWMA <- function(data, miu0, lambda, BKA, BKB, plot_title) {
+   n <- length(data)
+   Zi <- numeric(n + 1)
+   GT <- numeric(n)
+   keterangan <- character(n)
+
+   Zi[1] <- miu0
+   for (i in 1:n) {
+     Zi[i + 1] <- lambda * data[i] + (1 - lambda) * Zi[i]
+     GT[i] <- miu0
+
+     if (Zi[i + 1] <= BKA[i] && Zi[i + 1] >= BKB[i]) {
+       keterangan[i] <- "Terkendali"
+     } else {
+       keterangan[i] <- "TIDAK TERKENDALI"
+     }
+   }
+   filter_data <- data[keterangan == "Terkendali"]
+   filter_sd <- sd(filter_data)
+   df_hasil <- data.frame(
+     Sampel = 97:120,
+     Zi = Zi[2:(n + 1)],
+     BKA = BKA[1:n],
+     GT = GT[1:n],
+     BKB = LCL[1:n],
+     keterangan = keterangan
+   )
+   print(df_hasil)
+   windows()
+
+   plot(Zi[2:(n + 1)], type = "o", col = "blue", xlab = "Observasi ke-", ylab = "Zi",
+     main = plot_title, ylim = range(c(BKB, BKA, Zi[2:(n + 1)])), xaxt = "n")
+
+   axis(1, at = 1:n, labels = 97:120)
+   lines(BKA, type = "l", col = "red")
+   lines(BKB, type = "l", col = "green")
+   lines(GT, type = "l", col = "black")
+   points(which(df_hasil$keterangan == "TIDAK TERKENDALI"), Zi[which(df_hasil$keterangan == "TIDAK TERKENDALI") + 1], col = "red", pch = 19) +
+   legend("topright", legend = c("BKA", "BKB", "GT"),
+     col = c("red", "green", "black"), lty = 1)
+   return(list(df_hasil = df_hasil, filter_sd = filter_sd))
+ }

```

Lampiran 7. Peta kendali EWMA fase II (Lanjutan)

```
> ewma_result <- EWMA(new_data_subset, miu0=20, lambda = 0.1,
  BKA = BKA, BKB = BKB, plot_title="Peta Kendali EWMA Fase II")
```

Sampe1	Zi	BKA	GT	BKB	keterangan	
1	97	20.04000	20.72166	20	19.27834	Terkendali
2	98	20.04600	20.72166	20	19.27834	Terkendali
3	99	20.06140	20.72166	20	19.27834	Terkendali
4	100	20.13526	20.72166	20	19.27834	Terkendali
5	101	20.08173	20.72166	20	19.27834	Terkendali
6	102	19.96356	20.72166	20	19.27834	Terkendali
7	103	19.89720	20.72166	20	19.27834	Terkendali
8	104	19.82748	20.72166	20	19.27834	Terkendali
9	105	19.79474	20.72166	20	19.27834	Terkendali
10	106	19.71526	20.72166	20	19.27834	Terkendali
11	107	19.68374	20.72166	20	19.27834	Terkendali
12	108	19.68536	20.72166	20	19.27834	Terkendali
13	109	19.76683	20.72166	20	19.27834	Terkendali
14	110	19.84014	20.72166	20	19.27834	Terkendali
15	111	19.91613	20.72166	20	19.27834	Terkendali
16	112	19.89452	20.72166	20	19.27834	Terkendali
17	113	19.79506	20.72166	20	19.27834	Terkendali
18	114	19.71556	20.72166	20	19.27834	Terkendali
19	115	19.63400	20.72166	20	19.27834	Terkendali
20	116	19.56060	20.72166	20	19.27834	Terkendali
21	117	19.46454	20.72166	20	19.27834	Terkendali
22	118	19.55809	20.72166	20	19.27834	Terkendali
23	119	19.64228	20.72166	20	19.27834	Terkendali
24	120	19.65805	20.72166	20	19.27834	Terkendali



Lampiran 8. Peta kendali CUSUM fase I

```

> data <- read.csv('data1.csv', header = TRUE, sep = ';')
> data_subset <- data$Fe[1:96]
> CUSUM <- function(data_subset, miu0, h, k, standar = TRUE) {
+   n <- length(data_subset)
+   sigma <- sd(data_subset)
+   K <- k * sigma
+   BKA <- h * sigma
+   BKB <- -h * sigma
+   Cplus <- numeric(n + 1)
+   Cmin <- numeric(n + 1)
+   Cplus[1] <- 0
+   Cmin[1] <- 0
+
+   hasil <- character(n)
+
+   for (i in 1:n) {
+     Cplus[i + 1] <- max(0, (data_subset[i] - (miu0 + K) + Cplus[i]))
+     Cmin[i + 1] <- max(0, ((miu0 - K) - data_subset[i] + Cmin[i]))
+
+     if ((Cplus[i + 1] <= BKA) && (Cmin[i + 1] <= BKA)) {
+       hasil[i] <- "Terkendali"
+     } else {
+       hasil[i] <- "Tidak Terkendali"
+     }
+   }
+
+   sampel <- 1:n
+   result <- data.frame(
+     Sampel = sampel,
+     Cplus = Cplus[2:(n + 1)],
+     Cmin = Cmin[2:(n + 1)],
+     BKA = rep(BKA, n),
+     BKB = rep(BKB, n),
+     Keterangan = hasil
+   )
+   plot(result$Cplus, col = "blue", type = "b", main = "Peta Kendali CUSUM", ylim
= c(min(result$Cmin, result$BKB), max(result$Cplus, result$BKA)), ylab = "Ci",
xlab = "Observasi ke-")
+   lines(result$Cmin, col = "red", type = "b", lwd = 1)
+   abline(h = result$BKA[1], col = "black", lwd = 2)
+   abline(h = result$BKB[1], col = "black", lwd = 2)

```

Lampiran 8. Peta kendali CUSUM fase I (Lanjutan)

```

+ legend("topleft", legend = c("C+(Cplus)", "C-(Cmin)", "BKA", "BKB"),
+       col = c("blue", "red", "black", "black"), pch = c(NA, NA, NA, NA), lty = 1,
+       cex = 0.5)
+ print(result)
+ return(result)
+ }
> recalculate_control <- function(data, miu0 = 20, h, k, standar = TRUE) {
+   iterasi <- 0
+   sd_iterasi <- numeric()
+   +
+   repeat {
+     sd_iterasi <- c(sd_iterasi, sd(data))
+     controls <- CUSUM(data, miu0, h, k, standar)
+     iterasi <- iterasi + 1
+     if (!any(controls$Keterangan == "Tidak Terkendali")) {
+       cat("Total iterasi untuk mencapai kontrol:", iterasi, "\n")
+       break
+     }
+     data <- data[controls$Keterangan == "Terkendali"]
+   }
+   iterasi_stats <- data.frame(
+     Iterasi = 1:iterasi,
+     SD = sd_iterasi
+   )
+   print(iterasi_stats)
+   +
+   return(list(controls = controls, iterasi_stats = iterasi_stats, update_data =
+   data))
+ }
> result <- recalculate_control(data_subset, miu0 = 20, h = 5, k = 0
+ .5, standar = FALSE)

```

	Sampe1	Cplus	Cmin	BKA	BKB	Keterangan
1	1	0.00000000	1.13812754	5.618725	-5.618725	Terkendali
2	2	0.00000000	0.87625509	5.618725	-5.618725	Terkendali
3	3	0.83812754	0.00000000	5.618725	-5.618725	Terkendali
4	4	0.97625509	0.00000000	5.618725	-5.618725	Terkendali
5	5	1.31438263	0.00000000	5.618725	-5.618725	Terkendali
6	6	1.15251017	0.00000000	5.618725	-5.618725	Terkendali
7	7	0.09063772	0.00000000	5.618725	-5.618725	Terkendali
8	8	0.00000000	0.00000000	5.618725	-5.618725	Terkendali
9	9	0.00000000	0.00000000	5.618725	-5.618725	Terkendali
10	10	0.13812754	0.00000000	5.618725	-5.618725	Terkendali
11	11	0.57625509	0.00000000	5.618725	-5.618725	Terkendali
12	12	1.21438263	0.00000000	5.618725	-5.618725	Terkendali
13	13	1.45251017	0.00000000	5.618725	-5.618725	Terkendali
14	14	1.39063772	0.00000000	5.618725	-5.618725	Terkendali

Lampiran 8. Peta kendali CUSUM fase I (Lanjutan)

15	15	1.12876526	0.00000000	5.618725	-5.618725	Terkendali
16	16	1.56689280	0.00000000	5.618725	-5.618725	Terkendali
17	17	2.30502034	0.00000000	5.618725	-5.618725	Terkendali
18	18	2.64314789	0.00000000	5.618725	-5.618725	Terkendali
19	19	2.88127543	0.00000000	5.618725	-5.618725	Terkendali
20	20	1.41940297	0.33812754	5.618725	-5.618725	Terkendali
21	21	0.00000000	0.67625509	5.618725	-5.618725	Terkendali
22	22	0.00000000	0.31438263	5.618725	-5.618725	Terkendali
23	23	0.00000000	0.05251017	5.618725	-5.618725	Terkendali
24	24	0.00000000	0.00000000	5.618725	-5.618725	Terkendali
25	25	0.00000000	0.13812754	5.618725	-5.618725	Terkendali
26	26	0.00000000	0.97625509	5.618725	-5.618725	Terkendali
27	27	0.00000000	0.91438263	5.618725	-5.618725	Terkendali
28	28	0.00000000	0.55251017	5.618725	-5.618725	Terkendali
29	29	0.03812754	0.00000000	5.618725	-5.618725	Terkendali
30	30	1.07625509	0.00000000	5.618725	-5.618725	Terkendali
31	31	2.71438263	0.00000000	5.618725	-5.618725	Terkendali
32	32	4.65251017	0.00000000	5.618725	-5.618725	Terkendali
33	33	6.09063772	0.00000000	5.618725	-5.618725	Tidak Terkendali
34	34	6.52876526	0.00000000	5.618725	-5.618725	Tidak Terkendali
35	35	7.46689280	0.00000000	5.618725	-5.618725	Tidak Terkendali
36	36	8.30502034	0.00000000	5.618725	-5.618725	Tidak Terkendali
37	37	10.04314789	0.00000000	5.618725	-5.618725	Tidak Terkendali
38	38	11.68127543	0.00000000	5.618725	-5.618725	Tidak Terkendali
39	39	13.61940297	0.00000000	5.618725	-5.618725	Tidak Terkendali
40	40	15.75753052	0.00000000	5.618725	-5.618725	Tidak Terkendali
41	41	17.19565806	0.00000000	5.618725	-5.618725	Tidak Terkendali
42	42	18.73378560	0.00000000	5.618725	-5.618725	Tidak Terkendali
43	43	18.87191315	0.00000000	5.618725	-5.618725	Tidak Terkendali
44	44	19.21004069	0.00000000	5.618725	-5.618725	Tidak Terkendali
45	45	19.04816823	0.00000000	5.618725	-5.618725	Tidak Terkendali
46	46	18.38629577	0.00000000	5.618725	-5.618725	Tidak Terkendali
47	47	17.32442332	0.00000000	5.618725	-5.618725	Tidak Terkendali
48	48	15.86255086	0.33812754	5.618725	-5.618725	Tidak Terkendali
49	49	14.10067840	0.97625509	5.618725	-5.618725	Tidak Terkendali
50	50	14.33880595	0.00000000	5.618725	-5.618725	Tidak Terkendali
51	51	15.17693349	0.00000000	5.618725	-5.618725	Tidak Terkendali
52	52	15.61506103	0.00000000	5.618725	-5.618725	Tidak Terkendali
53	53	15.95318858	0.00000000	5.618725	-5.618725	Tidak Terkendali
54	54	16.19131612	0.00000000	5.618725	-5.618725	Tidak Terkendali
55	55	16.12944366	0.00000000	5.618725	-5.618725	Tidak Terkendali
56	56	15.96757121	0.00000000	5.618725	-5.618725	Tidak Terkendali
57	57	15.00569875	0.00000000	5.618725	-5.618725	Tidak Terkendali
58	58	13.54382629	0.33812754	5.618725	-5.618725	Tidak Terkendali
59	59	11.88195383	0.87625509	5.618725	-5.618725	Tidak Terkendali
60	60	10.92008138	0.71438263	5.618725	-5.618725	Tidak Terkendali
61	61	11.15820892	0.00000000	5.618725	-5.618725	Tidak Terkendali
62	62	10.99633646	0.00000000	5.618725	-5.618725	Tidak Terkendali
63	63	10.83446401	0.00000000	5.618725	-5.618725	Tidak Terkendali
64	64	11.37491515	0.00000000	5.618725	-5.618725	Tidak Terkendali
65	65	10.11071909	0.13812754	5.618725	-5.618725	Tidak Terkendali
66	66	9.54884664	0.00000000	5.618725	-5.618725	Tidak Terkendali
67	67	8.78697418	0.00000000	5.618725	-5.618725	Tidak Terkendali
68	68	8.62510172	0.00000000	5.618725	-5.618725	Tidak Terkendali
69	69	9.56322926	0.00000000	5.618725	-5.618725	Tidak Terkendali
70	70	10.20135681	0.00000000	5.618725	-5.618725	Tidak Terkendali
71	71	11.03948435	0.00000000	5.618725	-5.618725	Tidak Terkendali
72	72	12.87761189	0.00000000	5.618725	-5.618725	Tidak Terkendali
73	73	14.71573944	0.00000000	5.618725	-5.618725	Tidak Terkendali
74	74	15.25386698	0.00000000	5.618725	-5.618725	Tidak Terkendali
75	75	14.49199452	0.00000000	5.618725	-5.618725	Tidak Terkendali
76	76	14.23012207	0.00000000	5.618725	-5.618725	Tidak Terkendali

Lampiran 8. Peta kendali CUSUM fase I (Lanjutan)

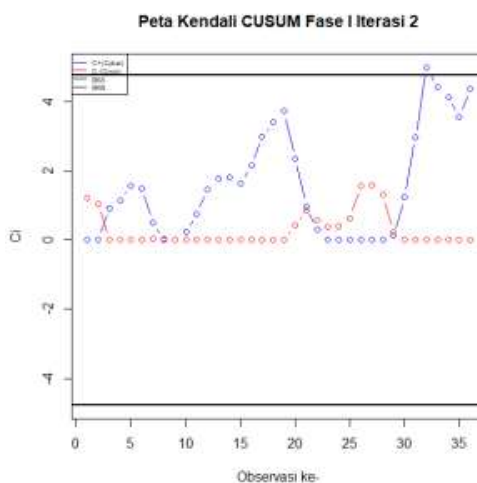
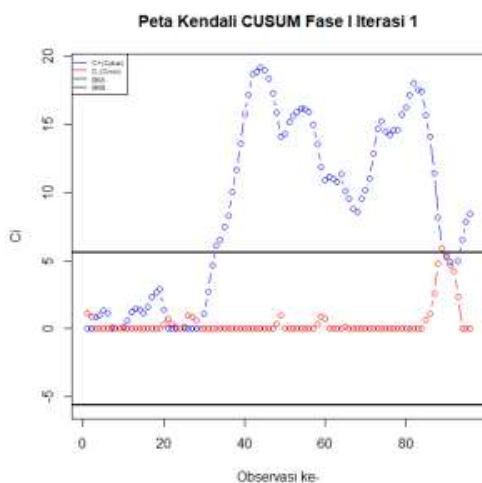
77	77	14.56824961	0.00000000	5.618725	-5.618725	Tidak	Terkendali
78	78	14.60637715	0.00000000	5.618725	-5.618725	Tidak	Terkendali
79	79	15.74450469	0.00000000	5.618725	-5.618725	Tidak	Terkendali
80	80	16.28263224	0.00000000	5.618725	-5.618725	Tidak	Terkendali
81	81	17.22075978	0.00000000	5.618725	-5.618725	Tidak	Terkendali
82	82	18.05888732	0.00000000	5.618725	-5.618725	Tidak	Terkendali
83	83	17.59701487	0.00000000	5.618725	-5.618725	Tidak	Terkendali
84	84	17.43514241	0.00000000	5.618725	-5.618725	Tidak	Terkendali
85	85	15.67326995	0.63812754	5.618725	-5.618725	Tidak	Terkendali
86	86	14.11139750	1.07625509	5.618725	-5.618725	Tidak	Terkendali
87	87	11.44952504	2.61438263	5.618725	-5.618725	Tidak	Terkendali
88	88	8.18765258	4.75251017	5.618725	-5.618725	Tidak	Terkendali
89	89	5.92578013	5.89063772	5.618725	-5.618725	Tidak	Terkendali
90	90	5.26390767	5.42876526	5.618725	-5.618725		Terkendali
91	91	4.90203521	4.66689280	5.618725	-5.618725		Terkendali
92	92	4.24016275	4.20502034	5.618725	-5.618725		Terkendali
93	93	4.97829030	2.34314789	5.618725	-5.618725		Terkendali
94	94	6.51641784	0.00000000	5.618725	-5.618725	Tidak	Terkendali
95	95	7.85454538	0.00000000	5.618725	-5.618725	Tidak	Terkendali
96	96	8.39267293	0.00000000	5.618725	-5.618725	Tidak	Terkendali
	Sampel	Cplus	Cmin	BKA	BKB	Keterangan	
1	1	0.00000000	1.2230304	4.769696	-4.769696		Terkendali
2	2	0.00000000	1.0460608	4.769696	-4.769696		Terkendali
3	3	0.9230304	0.0000000	4.769696	-4.769696		Terkendali
4	4	1.1460608	0.0000000	4.769696	-4.769696		Terkendali
5	5	1.5690912	0.0000000	4.769696	-4.769696		Terkendali
6	6	1.4921216	0.0000000	4.769696	-4.769696		Terkendali
7	7	0.5151520	0.0230304	4.769696	-4.769696		Terkendali
8	8	0.0000000	0.0460608	4.769696	-4.769696		Terkendali
9	9	0.0000000	0.0000000	4.769696	-4.769696		Terkendali
10	10	0.2230304	0.0000000	4.769696	-4.769696		Terkendali
11	11	0.7460608	0.0000000	4.769696	-4.769696		Terkendali
12	12	1.4690912	0.0000000	4.769696	-4.769696		Terkendali
13	13	1.7921216	0.0000000	4.769696	-4.769696		Terkendali
14	14	1.8151520	0.0000000	4.769696	-4.769696		Terkendali
15	15	1.6381824	0.0000000	4.769696	-4.769696		Terkendali
16	16	2.1612128	0.0000000	4.769696	-4.769696		Terkendali
17	17	2.9842432	0.0000000	4.769696	-4.769696		Terkendali
18	18	3.4072736	0.0000000	4.769696	-4.769696		Terkendali
19	19	3.7303040	0.0000000	4.769696	-4.769696		Terkendali
20	20	2.3533344	0.4230304	4.769696	-4.769696		Terkendali
21	21	0.9763648	0.8460608	4.769696	-4.769696		Terkendali
22	22	0.2993952	0.5690912	4.769696	-4.769696		Terkendali
23	23	0.0000000	0.3921216	4.769696	-4.769696		Terkendali
24	24	0.0000000	0.4151520	4.769696	-4.769696		Terkendali
25	25	0.0000000	0.6381824	4.769696	-4.769696		Terkendali
26	26	0.0000000	1.5612128	4.769696	-4.769696		Terkendali
27	27	0.0000000	1.5842432	4.769696	-4.769696		Terkendali
28	28	0.0000000	1.3072736	4.769696	-4.769696		Terkendali
29	29	0.1230304	0.2303040	4.769696	-4.769696		Terkendali
30	30	1.2460608	0.0000000	4.769696	-4.769696		Terkendali
31	31	2.9690912	0.0000000	4.769696	-4.769696		Terkendali
32	32	4.9921216	0.0000000	4.769696	-4.769696	Tidak	Terkendali
33	33	4.4151520	0.0000000	4.769696	-4.769696		Terkendali
34	34	4.1381824	0.0000000	4.769696	-4.769696		Terkendali
35	35	3.5612128	0.0000000	4.769696	-4.769696		Terkendali
36	36	4.3842432	0.0000000	4.769696	-4.769696		Terkendali
	Sampel	Cplus	Cmin	BKA	BKB	Keterangan	
1	1	0.0000000	1.25487232	4.451277	-4.451277		Terkendali
2	2	0.0000000	1.10974463	4.451277	-4.451277		Terkendali
3	3	0.9548723	0.0000000	4.451277	-4.451277		Terkendali
4	4	1.2097446	0.0000000	4.451277	-4.451277		Terkendali

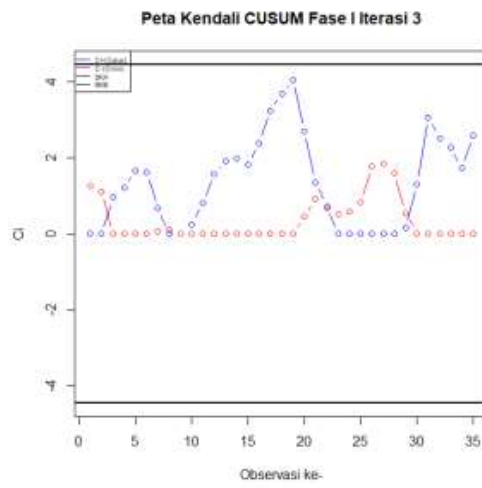
Lampiran 8. Peta kendali CUSUM fase I (Lanjutan)

5	5	1.6646169	0.0000000	4.451277	-4.451277	Terkendali
6	6	1.6194893	0.0000000	4.451277	-4.451277	Terkendali
7	7	0.6743616	0.05487232	4.451277	-4.451277	Terkendali
8	8	0.0000000	0.10974463	4.451277	-4.451277	Terkendali
9	9	0.0000000	0.0000000	4.451277	-4.451277	Terkendali
10	10	0.2548723	0.0000000	4.451277	-4.451277	Terkendali
11	11	0.8097446	0.0000000	4.451277	-4.451277	Terkendali
12	12	1.5646169	0.0000000	4.451277	-4.451277	Terkendali
13	13	1.9194893	0.0000000	4.451277	-4.451277	Terkendali
14	14	1.9743616	0.0000000	4.451277	-4.451277	Terkendali
15	15	1.8292339	0.0000000	4.451277	-4.451277	Terkendali
16	16	2.3841062	0.0000000	4.451277	-4.451277	Terkendali
17	17	3.2389785	0.0000000	4.451277	-4.451277	Terkendali
18	18	3.6938508	0.0000000	4.451277	-4.451277	Terkendali
19	19	4.0487232	0.0000000	4.451277	-4.451277	Terkendali
20	20	2.7035955	0.45487232	4.451277	-4.451277	Terkendali
21	21	1.3584678	0.90974463	4.451277	-4.451277	Terkendali
22	22	0.7133401	0.66461695	4.451277	-4.451277	Terkendali
23	23	0.0000000	0.51948926	4.451277	-4.451277	Terkendali
24	24	0.0000000	0.57436158	4.451277	-4.451277	Terkendali
25	25	0.0000000	0.82923389	4.451277	-4.451277	Terkendali
26	26	0.0000000	1.78410621	4.451277	-4.451277	Terkendali
27	27	0.0000000	1.83897852	4.451277	-4.451277	Terkendali
28	28	0.0000000	1.59385084	4.451277	-4.451277	Terkendali
29	29	0.1548723	0.54872316	4.451277	-4.451277	Terkendali
30	30	1.3097446	0.0000000	4.451277	-4.451277	Terkendali
31	31	3.0646169	0.0000000	4.451277	-4.451277	Terkendali
32	32	2.5194893	0.0000000	4.451277	-4.451277	Terkendali
33	33	2.2743616	0.0000000	4.451277	-4.451277	Terkendali
34	34	1.7292339	0.0000000	4.451277	-4.451277	Terkendali
35	35	2.5841062	0.0000000	4.451277	-4.451277	Terkendali

Total iterasi untuk mencapai kontrol: 3

Iterasi	SD
1	1.1237449
2	0.9539392
3	0.8902554



Lampiran 8. Peta kendali CUSUM fase I (Lanjutan)

Lampiran 9. Peta kendali CUSUM fase II

```

> setwd("D:/coolyah")
> CUSUM_F2 <- read.csv("CUSUM_FASE1.csv", header = TRUE, sep = ';')
> BKA_F1_CUSUM <- rep(4.45128, 24)
> BKB_F1_CUSUM <- rep(-4.45128, 24)
> new_data_1 <- read.csv('data1.csv', header = TRUE, sep = ';')
> new_data_subset_1 <- tail(new_data_1$Fe, 24)
> CUSUM <- function(data_subset, miu0, k, BKA_F1_CUSUM,
BKB_F1_CUSUM, standar = TRUE) {
+ n <- length(data_subset)
+ data <- data_subset
+ if (standar == TRUE) {
+ data <- (data - mean(data)) / sd(data)
+ }
+ sigma <- sd(data)
+ K <- k * sigma
+ x <- numeric(n)
+ Cplus <- numeric(n + 1)
+ Cmin <- numeric(n + 1)
+ hasil <- character(n)
+ for (i in 1:n) {
+ x[i] <- data[i]
+ Cplus[i + 1] <- max(0, (x[i] - (miu0 + K) + Cplus[i]))
+ Cmin[i + 1] <- max(0, ((miu0 - K) - x[i] + Cmin[i]))
+
+ BKA <- BKA_F1_CUSUM[i]
+ BKB <- BKB_F1_CUSUM[i]
+
+ if ((Cplus[i + 1] <= BKA) && (Cmin[i + 1] <= BKA)) {
+ hasil[i] <- "Terkendali"
+ } else {
+ hasil[i] <- "Tidak Terkendali"
+ }
+ }
+ sampel <- 97:120
+ result <- data.frame(
+ Sampel = sampel,
+ Cplus = Cplus[2:(n + 1)],
+ Cmin = Cmin[2:(n + 1)],
+ BKA = BKA_F1_CUSUM,
+ BKB = BKB_F1_CUSUM,
+ Keterangan = hasil
+ )
+ sigma <- sd(data)
+ cat("Standard Deviasi:", sigma, "\n")
+ print(result)

```

Lampiran 9. Peta kendali CUSUM fase II (Lanjutan)

```

+ windows()
+ plot(result$Cplus, col = "blue", type = "b", main = "Peta Kendali CUSUM Fase
II",
+   ylim = c(min(result$Cmin, min(result$BKB)), max(result$Cplus,
max(result$BKA))),
+   ylab = "Ci", xlab = "Observasi ke-", xaxt = "n")
+ axis(1, at = 1:length(sampel), labels = sampel, cex.axis = 0.8)
+ lines(result$Cmin, col = "red", type = "b", lwd = 1)
+ abline(h = result$BKA[1], col = "black", lwd = 2)
+ abline(h = result$BKB[1], col = "black", lwd = 2)
+
+ legend("left", legend = c("C+(Cplus)", "C-(Cmin)", "BKA", "BKB"),
+   col = c("blue", "red", "black", "black"), pch = c(NA, NA, NA, NA), lty = c(1,
1, 1, 1), cex = 0.5)
+
+ return(result)
+ }

```

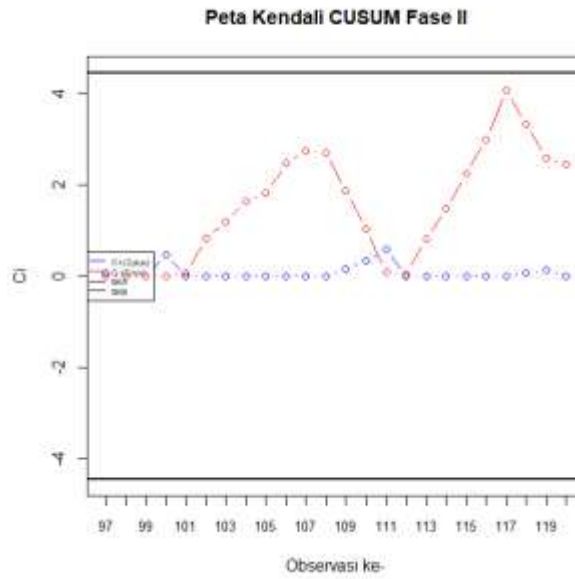
```

> controls <- CUSUM(new_data_subset_1, miu0 = 20, k = 0.5, BK
A_F1_CUSUM, BKB_F1_CUSUM, standar = FALSE)

```

Standard Deviasi: 0.6750067

	Sampel	Cplus	Cmin	BKA	BKB	Keterangan
1	97	0.06249665	0.00000000	4.45128	-4.45128	Terkendali
2	98	0.00000000	0.00000000	4.45128	-4.45128	Terkendali
3	99	0.00000000	0.00000000	4.45128	-4.45128	Terkendali
4	100	0.46249665	0.00000000	4.45128	-4.45128	Terkendali
5	101	0.00000000	0.06249665	4.45128	-4.45128	Terkendali
6	102	0.00000000	0.82499329	4.45128	-4.45128	Terkendali
7	103	0.00000000	1.18748994	4.45128	-4.45128	Terkendali
8	104	0.00000000	1.64998658	4.45128	-4.45128	Terkendali
9	105	0.00000000	1.81248323	4.45128	-4.45128	Terkendali
10	106	0.00000000	2.47497987	4.45128	-4.45128	Terkendali
11	107	0.00000000	2.73747652	4.45128	-4.45128	Terkendali
12	108	0.00000000	2.69997316	4.45128	-4.45128	Terkendali
13	109	0.16249665	1.86246981	4.45128	-4.45128	Terkendali
14	110	0.32499329	1.02496645	4.45128	-4.45128	Terkendali
15	111	0.58748994	0.08746310	4.45128	-4.45128	Terkendali
16	112	0.00000000	0.04995974	4.45128	-4.45128	Terkendali
17	113	0.00000000	0.81245639	4.45128	-4.45128	Terkendali
18	114	0.00000000	1.47495303	4.45128	-4.45128	Terkendali
19	115	0.00000000	2.23744968	4.45128	-4.45128	Terkendali
20	116	0.00000000	2.99994632	4.45128	-4.45128	Terkendali
21	117	0.00000000	4.06244297	4.45128	-4.45128	Terkendali
22	118	0.06249665	3.32493961	4.45128	-4.45128	Terkendali
23	119	0.12499329	2.58743626	4.45128	-4.45128	Terkendali
24	120	0.00000000	2.44993290	4.45128	-4.45128	Terkendali

Lampiran 9. Peta kendali CUSUM fase II (Lanjutan)

Lampiran 10. Peta Kendali MEC Fase I

```

> setwd("D:/coolyah")
> data <- read.csv('data1.csv', header = TRUE, sep = ';')
> data_subset <- data$Fe[1:96]
> MEC <- function(data, miu0, k, h, lambda) {
+   n <- length(data)
+   Zi <- numeric(n + 1)
+   x <- numeric(n)
+   var <- numeric(n)
+   Kz <- numeric(n)
+   BKA <- numeric(n)
+   BKB <- numeric(n)
+   Miplus <- numeric(n + 1)
+   Mimin <- numeric(n + 1)
+   hasil <- character(n)
+   tau <- (sd(data))^2
+   Zi[1] <- miu0
+   for (i in 1:n) {
+     x[i] <- data[i]
+     Zi[i + 1] <- lambda * x[i] + (1 - lambda) * Zi[i]
+     var[i] <- tau * ((lambda / (2 - lambda)) * (1 - (1 - lambda)^(2 * i)))
+     Kz[i] <- k * sqrt(var[i])
+     BKA[i] <- h * sqrt(var[i])
+     BKB[i] <- -(h * sqrt(var[i]))
+     if (i == 1) {
+       Miplus[2] <- max(0, (Zi[2] - miu0) - Kz[i])
+       Mimin[2] <- max(0, -(Zi[2] - miu0) - Kz[i])
+     } else {
+       Miplus[i + 1] <- max(0, (Zi[i + 1] - miu0) - Kz[i] + Miplus[i])
+       Mimin[i + 1] <- max(0, -(Zi[i + 1] - miu0) - Kz[i] + Mimin[i])
+     }
+     if ((Miplus[i + 1] <= BKA[i]) && (Mimin[i + 1] <= BKB[i])) {
+       hasil[i] <- "terkendali"
+     } else {
+       hasil[i] <- "tidak terkendali"
+     }
+   }
+   sampel <- 1:n
+   result <- data.frame(
+     Sampel = sampel,
+     Zi = Zi[2:(n + 1)],
+     Kz = Kz,
+     Miplus = Miplus[2:(n + 1)],
+     Mimin = Mimin[2:(n + 1)],
+     BKA = BKA,
+     BKB = BKB,
+     Keterangan = hasil
+   )
}

```


Lampiran 10. Peta Kendali MEC Fase I (Lanjutan)

```

+ print(result)
+ return(result)
+ }
> recalculate <- function(data_subset, miu0, k, h, lambda) {
+ iterasi <- 0
+ sd_iterasi <- numeric()
+
+ repeat {
+ sd_iterasi <- c(sd_iterasi, sd(data_subset))
+ terkendali <- MEC(data_subset, miu0, k, h, lambda)
+ iterasi <- iterasi + 1
+ windows()
+ plot(terkendali$Miplus, type = "o", col = "blue", xlab = "Observasi ke-", ylab =
"Mi",
+ main = paste("Peta Kendali MEC Iterasi", iterasi), ylim =
c(min(terkendali$Mimin, terkendali$BKB), max(terkendali$Miplus,
terkendali$BKA)))
+ lines(terkendali$Mimin, type = "o", col = "red")
+ lines(terkendali$BKA, type = "l", col = "green")
+ lines(terkendali$BKB, type = "l", col = "green")
+ legend("topleft", legend = c("Miplus", "Mimin", "BKA", "BKB"), col = c("blue",
"red", "green", "green"), lty = 1, cex = 0.6)
+
+ if (!any(terkendali$Keterangan == "tidak terkendali")) {
+ cat("Total iterasi untuk mencapai kontrol:", iterasi, "\n")
+ break
+ }
+ data_subset <- data_subset[terkendali$Keterangan == "terkendali"]
+ }
+ iterasi_stats <- data.frame(
+ Iterasi = 1:iterasi,
+ SD = sd_iterasi
+ )
+
+ print(iterasi_stats)
+
+ return(list(terkendali = terkendali, iterasi_stats = iterasi_stats))
+ }
> MEC_hasil <- recalculate(data_subset, miu0 = 20, k = 0.5, h = 37.42, lambda = 0.1)

```

Sampe1	Zi	KZ	Miplus	Mimin	BKA	BKB	Keterangan
1	19.83000	0.05618725	0.00000000	0.11381275	4.205053	-4.205053	terkendali
2	19.81700	0.07559221	0.00000000	0.22122055	5.657321	-5.657321	terkendali
3	19.97530	0.08823545	0.00000000	0.15768510	6.603541	-6.603541	terkendali
4	20.04777	0.09727927	0.00000000	0.01263583	7.280381	-7.280381	terkendali
5	20.13299	0.10403002	0.02896298	0.00000000	7.785606	-7.785606	terkendali
6	20.15969	0.10919260	0.07946408	0.00000000	8.171974	-8.171974	terkendali
7	20.09372	0.11320184	0.05998657	0.00000000	8.472026	-8.472026	terkendali
8	20.03435	0.11634809	0.00000000	0.00000000	8.707491	-8.707491	terkendali
9	20.02092	0.11883551	0.00000000	0.00000000	8.893649	-8.893649	terkendali
10	20.08883	0.12081278	0.00000000	0.00000000	9.041628	-9.041628	terkendali
11	20.17994	0.12239096	0.05755158	0.00000000	9.159739	-9.159739	terkendali
12	20.28195	0.12365451	0.21584534	0.00000000	9.254304	-9.254304	terkendali
13	20.33375	0.12466861	0.42493018	0.00000000	9.330199	-9.330199	terkendali
14	20.35038	0.12548402	0.64982427	0.00000000	9.391224	-9.391224	terkendali
15	20.34534	0.12614064	0.86902393	0.00000000	9.440365	-9.440365	terkendali

Lampiran 10. Peta Kendali MEC Fase I (Lanjutan)

16	16	20.41081	0.12667000	1.15316020	0.00000000	9.479983	-9.479983	terkendali
17	17	20.49973	0.12709717	1.52578867	0.00000000	9.511952	-9.511952	terkendali
18	18	20.53975	0.12744213	1.93809961	0.00000000	9.537769	-9.537769	terkendali
19	19	20.56578	0.12772086	2.37615652	0.00000000	9.558629	-9.558629	terkendali
20	20	20.41920	0.12794619	2.66741032	0.00000000	9.575493	-9.575493	terkendali
21	21	20.28728	0.12812842	2.82656190	0.00000000	9.589131	-9.589131	terkendali
22	22	20.23855	0.12827583	2.93683806	0.00000000	9.600163	-9.600163	terkendali
23	23	20.18470	0.12839511	2.99313975	0.00000000	9.609090	-9.609090	terkendali
24	24	20.11623	0.12849165	2.98087522	0.00000000	9.616315	-9.616315	terkendali
25	25	20.03460	0.12856979	2.88690983	0.00000000	9.622163	-9.622163	terkendali
26	26	19.89114	0.12863305	2.64942075	0.00000000	9.626897	-9.626897	terkendali
27	27	19.85203	0.12868426	2.37276605	0.01928617	9.630730	-9.630730	terkendali
28	28	19.84683	0.12872573	2.09086693	0.04373383	9.633834	-9.633834	terkendali
29	29	19.92214	0.12875932	1.88425156	0.00000000	9.636347	-9.636347	terkendali
30	30	20.08993	0.12878651	1.84539461	0.00000000	9.638382	-9.638382	terkendali
31	31	20.30094	0.12880853	2.01752267	0.00000000	9.640031	-9.640031	terkendali
32	32	20.52084	0.12882637	2.40953924	0.00000000	9.641366	-9.641366	terkendali
33	33	20.66876	0.12884082	2.94945707	0.00000000	9.642447	-9.642447	terkendali
34	34	20.70188	0.12885252	3.52248733	0.00000000	9.643322	-9.643322	terkendali
35	35	20.78169	0.12886199	4.17531984	0.00000000	9.644031	-9.644031	terkendali
36	36	20.84353	0.12886967	4.88997523	0.00000000	9.644606	-9.644606	terkendali
37	37	20.98917	0.12887588	5.75027189	0.00000000	9.645071	-9.645071	terkendali
38	38	21.11026	0.12888092	6.73164626	0.00000000	9.645448	-9.645448	terkendali
39	39	21.24923	0.12888500	7.85199103	0.00000000	9.645753	-9.645753	terkendali
40	40	21.39431	0.12888830	9.11740951	0.00000000	9.646000	-9.646000	terkendali
41	41	21.45488	0.12889098	10.44339465	0.00000000	9.646201	-9.646201	tidak terkendali
42	42	21.51939	0.12889314	11.83389000	0.00000000	9.646363	-9.646363	tidak terkendali
43	43	21.43745	0.12889490	13.14244475	0.00000000	9.646494	-9.646494	tidak terkendali
44	44	21.38370	0.12889632	14.39725311	0.00000000	9.646601	-9.646601	tidak terkendali
45	45	21.28533	0.12889747	15.55368985	0.00000000	9.646687	-9.646687	tidak terkendali
46	46	21.14680	0.12889841	16.57159224	0.00000000	9.646757	-9.646757	tidak terkendali
47	47	20.98212	0.12889916	17.42481379	0.00000000	9.646813	-9.646813	tidak terkendali
48	48	20.79391	0.12889977	18.08982266	0.00000000	9.646859	-9.646859	tidak terkendali
49	49	20.59452	0.12890027	18.55544017	0.00000000	9.646896	-9.646896	tidak terkendali
50	50	20.61507	0.12890067	19.04160550	0.00000000	9.646926	-9.646926	tidak terkendali
51	51	20.69356	0.12890100	19.60626391	0.00000000	9.646950	-9.646950	tidak terkendali
52	52	20.72420	0.12890126	20.20156611	0.00000000	9.646970	-9.646970	tidak terkendali
53	53	20.74178	0.12890147	20.81444475	0.00000000	9.646986	-9.646986	tidak terkendali
54	54	20.74760	0.12890165	21.43315091	0.00000000	9.646999	-9.646999	tidak terkendali
55	55	20.72284	0.12890179	22.02709345	0.00000000	9.647010	-9.647010	tidak terkendali
56	56	20.69056	0.12890190	22.58875144	0.00000000	9.647018	-9.647018	tidak terkendali
57	57	20.58150	0.12890199	23.04135335	0.00000000	9.647025	-9.647025	tidak terkendali
58	58	20.43335	0.12890206	23.34580480	0.00000000	9.647031	-9.647031	tidak terkendali
59	59	20.28002	0.12890213	23.49692083	0.00000000	9.647035	-9.647035	tidak terkendali
60	60	20.21202	0.12890217	23.58003500	0.00000000	9.647039	-9.647039	tidak terkendali
61	61	20.27081	0.12890221	23.72194750	0.00000000	9.647042	-9.647042	tidak terkendali
62	62	20.28373	0.12890225	23.87677849	0.00000000	9.647044	-9.647044	tidak terkendali
63	63	20.29536	0.12890227	24.04323613	0.00000000	9.647046	-9.647046	tidak terkendali
64	64	20.37582	0.12890229	24.29015776	0.00000000	9.647048	-9.647048	tidak terkendali
65	65	20.26824	0.12890231	24.42949699	0.00000000	9.647049	-9.647049	tidak terkendali
66	66	20.24142	0.12890232	24.54201204	0.00000000	9.647050	-9.647050	tidak terkendali
67	67	20.19728	0.12890233	24.61038535	0.00000000	9.647051	-9.647051	tidak terkendali
68	68	20.21755	0.12890234	24.69903108	0.00000000	9.647051	-9.647051	tidak terkendali
69	69	20.34579	0.12890235	24.91592200	0.00000000	9.647052	-9.647052	tidak terkendali
70	70	20.43121	0.12890236	25.21823358	0.00000000	9.647052	-9.647052	tidak terkendali
71	71	20.52809	0.12890236	25.61742377	0.00000000	9.647053	-9.647053	tidak terkendali
72	72	20.71528	0.12890237	26.20380469	0.00000000	9.647053	-9.647053	tidak terkendali
73	73	20.88375	0.12890237	26.95865729	0.00000000	9.647053	-9.647053	tidak terkendali
74	74	20.90538	0.12890237	27.73513439	0.00000000	9.647053	-9.647053	tidak terkendali
75	75	20.79484	0.12890237	28.40107353	0.00000000	9.647054	-9.647054	tidak terkendali
76	76	20.74536	0.12890237	29.01752853	0.00000000	9.647054	-9.647054	tidak terkendali
77	77	20.76082	0.12890238	29.64944778	0.00000000	9.647054	-9.647054	tidak terkendali
78	78	20.74474	0.12890238	30.26528487	0.00000000	9.647054	-9.647054	tidak terkendali
79	79	20.84027	0.12890238	30.97664802	0.00000000	9.647054	-9.647054	tidak terkendali
80	80	20.86624	0.12890238	31.71398461	0.00000000	9.647054	-9.647054	tidak terkendali
81	81	20.92962	0.12890238	32.51469730	0.00000000	9.647054	-9.647054	tidak terkendali
82	82	20.97665	0.12890238	33.36244848	0.00000000	9.647054	-9.647054	tidak terkendali
83	83	20.88899	0.12890238	34.12253431	0.00000000	9.647054	-9.647054	tidak terkendali
84	84	20.84009	0.12890238	34.83372132	0.00000000	9.647054	-9.647054	tidak terkendali
85	85	20.63608	0.12890238	35.34089939	0.00000000	9.647054	-9.647054	tidak terkendali
86	86	20.47247	0.12890238	35.68446941	0.00000000	9.647054	-9.647054	tidak terkendali
87	87	20.21523	0.12890238	35.77079219	0.00000000	9.647054	-9.647054	tidak terkendali
88	88	19.92370	0.12890238	35.56559246	0.00000000	9.647054	-9.647054	tidak terkendali
89	89	19.76133	0.12890238	35.19802246	0.10976524	9.647054	-9.647054	tidak terkendali
90	90	19.77520	0.12890238	34.84431922	0.20566371	9.647054	-9.647054	tidak terkendali
91	91	19.81768	0.12890238	34.53309607	0.25908210	9.647054	-9.647054	tidak terkendali
92	92	19.82591	0.12890238	34.23010500	0.30426841	9.647054	-9.647054	tidak terkendali
93	93	19.97332	0.12890238	34.07452279	0.20204585	9.647054	-9.647054	tidak terkendali
94	94	20.18599	0.12890238	34.13160857	0.00000000	9.647054	-9.647054	tidak terkendali
95	95	20.35739	0.12890238	34.36009553	0.00000000	9.647054	-9.647054	tidak terkendali

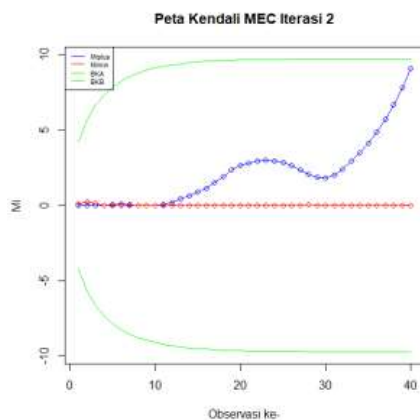
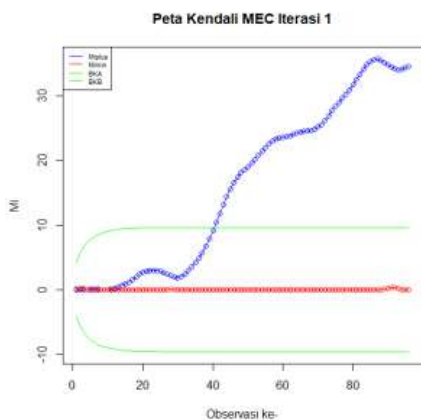
Lampiran 10. Peta Kendali MEC Fase I (Lanjutan)

96 96 20.43165 0.12890238 34.66284355 0.00000000 9.647054 -9.647054 tidak terkendali

Sampe1	Zi	Kz	Miplus	Mimin	BKA	BKB	Keterangan
1	19.83000	0.05665785	0.00000000	0.113342148	4.240274	-4.240274	terkendali
2	19.81700	0.07622534	0.00000000	0.220116804	5.704705	-5.704705	terkendali
3	19.97530	0.08897448	0.00000000	0.155842327	6.658850	-6.658850	terkendali
4	20.04777	0.09809405	0.00000000	0.009978276	7.341359	-7.341359	terkendali
5	20.13299	0.10490134	0.02809166	0.00000000	7.850816	-7.850816	terkendali
6	20.15969	0.11010717	0.07767820	0.00000000	8.240420	-8.240420	terkendali
7	20.09372	0.11414998	0.05725254	0.00000000	8.542985	-8.542985	terkendali
8	20.03435	0.11732259	0.00000000	0.00000000	8.780422	-8.780422	terkendali
9	20.02092	0.11983084	0.00000000	0.00000000	8.968140	-8.968140	terkendali
10	20.08883	0.12182467	0.00000000	0.00000000	9.117358	-9.117358	terkendali
11	20.17994	0.12341606	0.05652647	0.00000000	9.236458	-9.236458	terkendali
12	20.28195	0.12469020	0.21378455	0.00000000	9.331815	-9.331815	terkendali
13	20.33375	0.12571279	0.42182520	0.00000000	9.408345	-9.408345	terkendali
14	20.35038	0.12653503	0.64566828	0.00000000	9.469882	-9.469882	terkendali
15	20.34534	0.12719715	0.86381142	0.00000000	9.519435	-9.519435	terkendali
16	20.41081	0.12773095	1.14688674	0.00000000	9.559384	-9.559384	terkendali
17	20.49973	0.12816170	1.51845069	0.00000000	9.591621	-9.591621	terkendali
18	20.53975	0.12850954	1.92969422	0.00000000	9.617654	-9.617654	terkendali
19	20.56578	0.12879061	2.36668138	0.00000000	9.638689	-9.638689	terkendali
20	20.41920	0.12901783	2.65686354	0.00000000	9.655694	-9.655694	terkendali
21	20.28728	0.12920158	2.81494196	0.00000000	9.669446	-9.669446	terkendali
22	20.23855	0.12935023	2.92414372	0.00000000	9.680571	-9.680571	terkendali
23	20.18470	0.12947050	2.97937001	0.00000000	9.689573	-9.689573	terkendali
24	20.11623	0.12956785	2.96602928	0.00000000	9.696858	-9.696858	terkendali
25	20.03460	0.12964664	2.87098704	0.00000000	9.702755	-9.702755	terkendali
26	19.89114	0.12971043	2.63242056	0.00000000	9.707529	-9.707529	terkendali
27	19.85203	0.12976208	2.35468805	0.018208353	9.711394	-9.711394	terkendali
28	19.84683	0.12980390	2.07171076	0.041577845	9.714524	-9.714524	terkendali
29	19.92214	0.12983776	1.86401695	0.00000000	9.717058	-9.717058	terkendali
30	20.08993	0.12986518	1.82408132	0.00000000	9.719110	-9.719110	terkendali
31	20.30094	0.12988739	1.99513052	0.00000000	9.720772	-9.720772	terkendali
32	20.52084	0.12990538	2.38606808	0.00000000	9.722119	-9.722119	terkendali
33	20.66876	0.12991995	2.92490678	0.00000000	9.723209	-9.723209	terkendali
34	20.70188	0.12993174	3.49685782	0.00000000	9.724092	-9.724092	terkendali
35	20.78169	0.12994130	4.14861102	0.00000000	9.724807	-9.724807	terkendali
36	20.84353	0.12994904	4.86218704	0.00000000	9.725386	-9.725386	terkendali
37	20.98917	0.12995531	5.72140428	0.00000000	9.725855	-9.725855	terkendali
38	21.11026	0.12996038	6.70169919	0.00000000	9.726235	-9.726235	terkendali
39	21.24923	0.12996450	7.82096445	0.00000000	9.726543	-9.726543	terkendali
40	21.39431	0.12996783	9.08530341	0.00000000	9.726792	-9.726792	terkendali

Total iterasi untuk mencapai kontrol: 2

Iterasi	SD
1	1.123745
2	1.133157



Lampiran 11. Peta Kendali MEC Fase II

```

> setwd("D:/coolyah")
> new_data_2 <- read.csv('data1.csv', header = TRUE, sep = ';')
> new_data_subset_2 <- tail(new_data_2$Fe, 24)
> BKA_F1 <- rep(9.72679, 24)
> BKB_F1 <- rep(-9.72679, 24)
> mean <- 20
> MEC <- function(data, miu0, k, lambda, BKA, BKB) {
+   n <- length(data)
+   Zi <- numeric(n + 1)
+   x <- numeric(n)
+   var <- numeric(n)
+   Kz <- numeric(n)
+   Miplus <- numeric(n + 1)
+   Mimin <- numeric(n + 1)
+   hasil <- character(n)
+
+   tau <- (sd(data))^2
+
+   Zi[1] <- miu0
+
+   for (i in 1:n) {
+     x[i] <- data[i]
+     Zi[i + 1] <- lambda * x[i] + (1 - lambda) * Zi[i]
+     var[i] <- tau * ((lambda / (2 - lambda)) * (1 - (1 - lambda)^(2 * i)))
+     Kz[i] <- k * sqrt(var[i])
+     if (i == 1) {
+       Miplus[2] <- max(0, (Zi[2] - miu0) - Kz[i])
+       Mimin[2] <- max(0, -(Zi[2] - miu0) - Kz[i])
+     } else {
+       Miplus[i + 1] <- max(0, (Zi[i + 1] - miu0) - Kz[i] + Miplus[i])
+       Mimin[i + 1] <- max(0, -(Zi[i + 1] - miu0) - Kz[i] + Mimin[i])
+     }
+
+     if ((Miplus[i + 1] <= BKA[i]) && (Mimin[i + 1] <= BKA[i])) {
+       hasil[i] <- "terkendali"
+     } else {
+       hasil[i] <- "tidak terkendali"
+     }
+   }
+   sampel <- 97:120
+   result <- data.frame(
+     Sampel = sampel,
+     Zi = Zi[2:(n + 1)],
+     Kz = Kz,
+     Miplus = Miplus[2:(n + 1)],
+     Mimin = Mimin[2:(n + 1)],
+     BKA_F1 = BKA,

```

Lampiran 11. Peta Kendali MEC Fase II (Lanjutan)

```

+ BKB_F1 = BKB,
+ Keterangan = hasil
+ )
+
+ windows()
+
+ plot(Miplus[2:(n + 1)], type = "o", col = "blue", xlab = "Observasi ke-", ylab = "M
i",
+      main = "Peta Kendali MEC Fase II", ylim = c(min(BKB) - 1, max(BKA) + 1),
xaxt = "n")
+ axis(1, at = 1:n, labels = sampel)
+ lines(Mimin[2:(n + 1)], type = "o", col = "red")
+ lines(BKA, type = "l", col = "green")
+ lines(BKB, type = "l", col = "green")
+ legend("topleft", legend = c("Miplus", "Mimin", "BKA", "BKB"), col = c("blue", "r
ed", "green", "green"), lty = 1, cex = 0.5)
+
+ print(result)
+ }

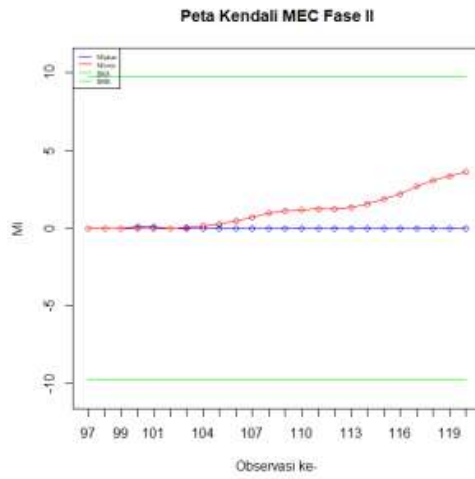
```

```

> MECF2 <- MEC(new_data_subset_2, miu0 = mean, k = 0.5, Lambd
a = 0.1, BKA = BKA_F1, BKB = BKB_F1)

```

	Sampel	Zi	Kz	Miplus	Mimin	BKA_F1	BKB_F1	Keterangan
1	97	20.04000	0.03375034	0.006249665	0.00000000	9.72679	-9.72679	terkendali
2	98	20.04600	0.04540643	0.006843232	0.00000000	9.72679	-9.72679	terkendali
3	99	20.06140	0.05300092	0.015242309	0.00000000	9.72679	-9.72679	terkendali
4	100	20.13526	0.05843333	0.092068976	0.00000000	9.72679	-9.72679	terkendali
5	101	20.08173	0.06248834	0.111314631	0.00000000	9.72679	-9.72679	terkendali
6	102	19.96356	0.06558939	0.009285844	0.00000000	9.72679	-9.72679	terkendali
7	103	19.89720	0.06799764	0.00000000	0.03479782	9.72679	-9.72679	terkendali
8	104	19.82748	0.06988752	0.00000000	0.13742622	9.72679	-9.72679	terkendali
9	105	19.79474	0.07138165	0.00000000	0.27130889	9.72679	-9.72679	terkendali
10	106	19.71526	0.07256935	0.00000000	0.48347743	9.72679	-9.72679	terkendali
11	107	19.68374	0.07351732	0.00000000	0.72622421	9.72679	-9.72679	terkendali
12	108	19.68536	0.07427631	0.00000000	0.96658559	9.72679	-9.72679	terkendali
13	109	19.76683	0.07488545	0.00000000	1.12487406	9.72679	-9.72679	terkendali
14	110	19.84014	0.07537525	0.00000000	1.20935534	9.72679	-9.72679	terkendali
15	111	19.91613	0.07576967	0.00000000	1.21745655	9.72679	-9.72679	terkendali
16	112	19.89452	0.07608764	0.00000000	1.24685270	9.72679	-9.72679	terkendali
17	113	19.79506	0.07634423	0.00000000	1.37544388	9.72679	-9.72679	terkendali
18	114	19.71556	0.07655144	0.00000000	1.58333430	9.72679	-9.72679	terkendali
19	115	19.63400	0.07671887	0.00000000	1.87261312	9.72679	-9.72679	terkendali
20	116	19.56060	0.07685422	0.00000000	2.23515681	9.72679	-9.72679	terkendali
21	117	19.46454	0.07696368	0.00000000	2.69365126	9.72679	-9.72679	terkendali
22	118	19.55809	0.07705222	0.00000000	3.05851135	9.72679	-9.72679	terkendali
23	119	19.64228	0.07712387	0.00000000	3.33910855	9.72679	-9.72679	terkendali
24	120	19.65805	0.07718186	0.00000000	3.60387566	9.72679	-9.72679	terkendali

Lampiran 11. Peta Kendali MEC Fase II (Lanjutan)

Lampiran 12. Riwayat Hidup Penulis**A. DATA PRIBADI**

Nama : Naaifah Putri Ramadhani
NIM : H051201059
Tempat, Tanggal Lahir : Kendari, 09 November 2002
Agama : Islam
Jenis Kelamin : Perempuan
Suku/Bangsa : Moronene/Indonesia
Alamat : BTN BATU MARUPA BLOK E2/28
E-mail : naifahputri@gmail.com
No. Handphone : 082291012808

B. RIWAYAT PENDIDIKAN

1. SDN 01 Kendari (2008-2014)
2. SMPN 05 Kendari (2014-2017)
3. SMAN 4 Kendari (2017-2020)
4. S1 Program Studi Statistika FMIPA Unhas (2020-2024)