

DAFTAR PUSTAKA

- Abi-Dargham, A. (2007) 'Alterations of Serotonin Transmission in Schizophrenia', *International Review of Neurobiology*, 78(06), pp. 133–164. [https://doi.org/10.1016/S0074-7742\(06\)78005-9](https://doi.org/10.1016/S0074-7742(06)78005-9)
- Ahmad et.al. 2011. Folate and vitamin B12 status in schizophrenic patients. Department of Nutrition and Biochemistry, School of Public Health, Tehran University of Medical Sciences, Tehran, Iran.
- American Psychiatric Association. (2013). Diagnostic and Statistical Manual of Mental Disorders (5. Auflage). In *Washington, DC*.
- Amir, N. (2017). *Buku Ajar Psikiatri* (edisi 3). Jakarta: Fakultas Kedokteran Universitas Indonesia.
- Azmanova, M., Pitto-Barry, A. and Barry, N. P. E. (2018) 'Schizophrenia: Synthetic strategies and recent advances in drug design', *MedChemComm*, 9(5), pp. 759–782. <https://doi.org/10.1039/c7md00448f>
- Ballon, J., & Stroup, T. S. (2013). Polypharmacy for schizophrenia. *Current Opinion in Psychiatry*, 26(2), 208–213. <https://doi.org/10.1097/YCO.0b013e32835d9efb>
- Benjamin J. Sadock, Virginia A. Sadock, P. R. (2014) *Synopsis of Psychiatry: Behavioral Sciences / Clinical Psychiatry*. 11th ed. Edited by P. R. Benjamin J. Sadock, Virginia A. Sadock. USA: Wolters Kluwer Health. Available at: [https://www.google.co.id/books/edition/Kaplan and Sadock s Synopsis of Psychiat/zGYBAAAQBAJ?hl=id](https://www.google.co.id/books/edition/Kaplan%20and%20Sadock%20s%20Synopsis%20of%20Psychiatry/zGYBAAAQBAJ?hl=id).
- Betty H, Aris S, Moh. F., 2017. Pengaruh Terapi Tambahan Asam Folat dan Kobalamain Terhadap Gejala Skizofrenia Kronik. *Jurnal Terpadu Ilmu Kesehatan*, Volume 6, No 2, November 2017, hlm 118-240
- Bezdicek, O., Michalec, J., Kališová, L., Kufa, T., Děchtěrenko, F., Chlebovcová, M., Havlík, F., Green, M. F., & Nuechterlein, K. H. (2020). Profile of cognitive deficits in schizophrenia and factor structure of the Czech MATRICS Consensus Cognitive Battery. *Schizophrenia Research*, 218(xxxx), 85–92. <https://doi.org/10.1016/j.schres.2020.02.004>
- Bhattacharya, K. (2015). Cognitive function in schizophrenia: A review. *African Journal of Psychiatry (South Africa)*, 18(1), 1–8. <https://doi.org/10.4172/Psychiatry.1000187>
- Bicikova (2011). Metabolic syndrome and serum homocysteine in patients with bipolar disorder and schizophrenia treated with second generation antipsychotics. <https://doi.org/10.1016/j.psychres.2010.11.021>
- Blom, HJ., & Smulders, Y. (2011). Overview of homocysteine and folate metabolism with special references to cardiovascular disease and neural tube defects. *J Inherit Metab Dis*, 75-81 tersedia dalam <http://doi.10.1007/s10545-010-9177-4>
- Brown, H. E., & Roffman, J. L. (2014). Vitamin supplementation in the treatment of schizophrenia. *CNS Drugs*, 28(7), 611–622. <https://doi.org/10.1007/s40263-014-0172-4>
- Bryan J, Calvares E, Hughes D. 2002. Short-Term Folate, Vitamin B-12 or Vitamin B-6 Supplementation Slightly Affects Memory Performance But Not Mood in Women of Various Ages. *J.Nutr.* 132:1346-1356.
- Brunzell, D. H. and Mcintosh, J. M. (2011) 'Alpha7 Nicotinic Acetylcholine Receptors Modulate Motivation to Self-Administer Nicotine: Implications for Smoking and Schizophrenia', *Neuropsychopharmacology*, 37(5), pp. 1134–1143. <https://doi.org/10.1038/npp.2011.299>
- Chen et.al. 2019. Homocysteine, rather than age of onset, is a better predictor for cognitive function in older adults with bipolar disorder. <https://doi.org/10.1002/gps.5156>
- Cordaro, M., Siracusa, R., Fusco, R., Cuzzocrea, S., Paola, R. Di, & Impellizzeri, D. (2021). *Involvements of Hyperhomocysteinemia in Neurological Disorders*.

- Coyle, Donald C. Goff, J. T. (2001) 'The Emerging Role of Glutamate in the Pathophysiology and Treatment of Schizophrenia Donald', *American Journal of Psychiatry*, 75(6), p. 1005. <https://doi.org/10.1176/appi.ajp.2001.15891367>
- Crespo BHB, Gonzalez MJ, 2017. Methionine : The One Carbon Metabolic Cycle and its Relation to Pathogenesis. *Journal of Clinical Nutrition and Metabolism*. 1(12): 1–6
- Dasarathy, J., Gruca, L., Bennett, C., Parimi, P., Duenas, C., Marczewski, S., et al. (2010). Methionine metabolism in human pregnancy. *Am J Clin Nutr* , 91, 357-365 tersedia dalam <http://doi:10.3945/ajcn.2009.28457>
- David J. Kupfer, Darrel A. Regier, William E. Narrow, et al. (2013) *Diagnostic and Statistical Manual of Mental Disorders (DSM-5®)*. American Psychiatric Association. Available at: https://www.google.co.id/books/edition/Diagnostic_and_Statistical_Manual_of_Men/JivBAAQBAJ?hl=id&gbpv=1&dq=Diagnostic+and+Statistical+Manual+of+Mental+Disorder+s,+5th+Ed.&printsec=frontcover
- Eggers, A. E. (2013) 'A serotonin hypothesis of schizophrenia', *Medical Hypotheses*, 80(6), pp. 791–794. <https://doi.org/10.1016/j.mehy.2013.03.013>.
- Emiliani, F. E., Sedlak, T. W. and Sawa, A. (2014) 'Oxidative stress and schizophrenia: Recent breakthroughs from an old story', *Current Opinion in Psychiatry*, 27(3), pp. 185–190. <https://doi.org/10.1097/YCO.0000000000000054>
- Fava M, et al., 2009. Folate in Depression: Efficacy, Safety, Differences in Formulations, and Clinical Issues. Department of Psychiatry, Harvard Medical School
- Filipa Pedro dos Reis. 2021. Folic acid, vitamin B12, and psychotic symptoms among young psychiatric inpatients. <https://doi.org/10.25753/birthgrowthmj.v30.i2.18765>
- Forges, T., Barbarino, P., Alberto, J., Rodriguez, R., Davae, J., & Gueant, J. (2007). Impact of folate and homocysteine on human reproductive health. *Human Reproduction Update*, 13 (3) tersedia dalam <http://humupd.oxfordjournals.org> <http://doi:10.1093/humupd/dm1063>
- Fraguas, D., Díaz-caneja, C. M., Ayora, M., Hernández-álvarez, F., Rodríguez-, A., Recio, S., Leza, J. C., & Arango, C. (2019). *Oxidative Stress and Inflammation in First-Episode Psychosis: A Systematic Review and Meta-analysis*. 45(4), 742–751. <https://doi.org/10.1093/schbul/sby125>
- Frajerman, A., Urban, M., Rivollier, F., Plaze, M., Chaumette, B., Krebs, M. O., & Scoriels, L. (2023). Abnormalities in one-carbon metabolism in young patients with psychosis. *Frontiers in Psychiatry*, 14(February). <https://doi.org/10.3389/fpsy.2023.1128890>
- Firth, J. et al. The effects of vitamin and mineral supplementation on symptoms of schizophrenia: A systematic review and meta-analysis. *Psychol. Med.* 47, 1515–1527 (2017).
- Haidemenos, A., Kontis, D., Gazi, A., Kallai, E., Allin, M., & Lucia, B. (2007). Plasma homocysteine, folate and B12 in chronic schizophrenia. *Progress in Neuro-Psychopharmacology and Biological Psychiatry*, 31(6), 1289–1296. <https://doi.org/10.1016/j.pnpbp.2007.05.011>
- Hasnat, F., Dewan, Z. F., Misbahuddin, M., Akhter, N., & Shamsunnahar, J. (n.d.). *Folic acid , vitamin B 12 and homocysteine levels following olanzapine administration in schizophrenia patients*.
- Howes, O. D. and Kapur, S. (2009) 'The dopamine hypothesis of schizophrenia: Version III - The final common pathway', *Schizophrenia Bulletin*, 35(3), pp. 549–562. doi: 10.1093/schbul/sbp006.
- Husein, N., Lumempouw, S., Ramli, Y., dkk. 2010. Uji Validitas Dan Reliabilitas Montreal Cognitive Assessment Versi Indonesia (Moca-Ina) Untuk Skrining Gangguan Fungsi Kognitif. Departemen Neurologi FK Universitas Indonesia/RSUPN Cipto Mangunkusumo, Jakarta. *Neurona* Vol. 27
- Joseph, J., & Loscalzo, J. (2013). Methoxistasis: Integrating the Roles of Homocysteine and Folic Acid in Cardiovascular Pathobiology. *Nutrients*, 5, 3235-3256 tersedia dalam <http://www.mdpi.com/journal/nutrients> <http://doi:10.3390/nus083235>

- Karolczak, K., & Olas, B. (2009). Mechanism of action of homocysteine and its thiolactone in hemostasis system. *Physiol.Res*, 58, 623-633 tersedia dalam <http://www.biomed.cas.cs/physiolres>
- Katzung, B.G. 2010. *Farmakologi Dasar dan Klinik*. Edisi 10. Jakarta: Penerbit Buku Kedokteran EGC.
- Kaye, A. D., Jeha, G. M., Pham, A. D., Fuller, M. C., Lerner, Z. I., Sibley, G. T., Cornett, E. M., Urits, I., Viswanath, O., & Kevil, C. G. (2020). Folic Acid Supplementation in Patients with Elevated Homocysteine Levels. *Advances in Therapy*, 37(10), 4149–4164. <https://doi.org/10.1007/s12325-020-01474-z>
- Kayser, M. S. and Dalmau, J. (2016) 'Anti-NMDA receptor encephalitis, autoimmunity, and psychosis', *Schizophrenia Research*, 176(1), pp. 36–40. <https://doi.org/10.1016/j.schres.2014.10.007>
- Kedokteran, P., Universitas, K., & Maret, S. (2014). *PENGARUH TERAPI TAMBAHAN ASAM FOLAT DAN KOBALAMIN TERHADAP GEJALA SKIZOFRENIA KRONIK Betty Hidayati, Aris Sudiyanto, Moh. Fanani*. 118–126.
- Kusumawardhani A.A.A.A, Dharmono S, D. H. (2011) *Konsensus Penatalaksanaan Gangguan Skizofrenia*. Pertama. Jakarta, Indonesia: Perhimpunan Dokter Spesialis Kedokteran Jiwa Indonesia (PDSKJI).
- Lacy, C.F., L.L. Armstrong, M.P. Goldman and L. L. Lance. 2011. *Drug Information Handbook*. Twentieth Edition, United States: Lexi-Comp Inc
- Langan, R. C., & Goodbred, A. J. (2017). Vitamin B12 Deficiency: Recognition and Management. *American Family Physician*, 96(6), 384–389. <https://doi.org/10.1097/00129300-200206000-00001>
- Lanham SA, e. al., 2011. *Nutrition and Metabolism*. Second Edition. India : Blackwell Nutrient Society
- Levine, J., Sela, B. A., Osher, Y., & Belmaker, R. H. (2005). High homocysteine serum levels in young male schizophrenia and bipolar patients and in an animal model. *Progress in Neuro-Psychopharmacology and Biological Psychiatry*, 29(7), 1181–1191. <https://doi.org/10.1016/j.pnpbp.2005.06.029>
- Lewerin et al. 2005. Significant correlation of plasma homocysteine and serum methylmalonic acid with movement and cognitive performance in elderly subjects but no improvement from short-term vitamin therapy: a placebo-controlled randomized study. *Am. J Clin Nutr*. 81(5):1155- 1162.
- Lu CC, Ho WY, Leu KL, Tsai HM, Yang TH. Effects of S-adenosylhomocysteine and homocysteine on DNA damage and cell cytotoxicity in murine hepatic and microglia cell lines. *J Biochem Mol Toxicol* 2013; 23:349-56; PMID:19827130 <http://dx.doi.org/10.1002/jbt.20298>
- Lucca, U., Tettamanti, M., Dettling, M., Opgen-rhein, C., & Angheliescu, I. (2006). Homocysteine Lowering and Cognitive Performance. *New England Journal of Medicine*, 355(13), 1390–1391. <https://doi.org/10.1056/nejmc062011>
- Ma, F., Wu, T., Zhao, J., Song, A., Liu, H., Xu, W., & Huang, G. (2016). Folic acid supplementation improves cognitive function by reducing the levels of peripheral inflammatory cytokines in elderly Chinese subjects with MCI. *Nature Publishing Group, March*, 1–11. <https://doi.org/10.1038/srep37486>
- Markun, S., Gravestock, I., Jäger, L., Rosemann, T., Pichierri, G., & Burgstaller, J. M. (2021). Effects of vitamin b12 supplementation on cognitive function, depressive symptoms, and fatigue: A systematic review, meta-analysis, and meta-regression. *Nutrients*, 13(3), 1–18. <https://doi.org/10.3390/nu13030923>
- Maslim, R. (2003) *Pedoman Penggolongan Diagnosis Gangguan Jiwa III*. III. Edited by R. Maslim. Jakarta: PT Nuh Jaya Jakarta.
- Meliála, KRT.L., Barus, J.F.A. 2008. *Metilkobalamin dan penyakit-penyakit neurologis*. Medika Gama Press. Yogyakarta. Massachusetts General Hospital, Boston

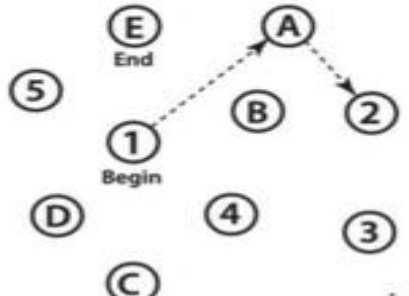
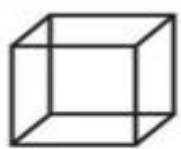



- Michele et.al., 2011. Folate supplementation in schizophrenia: A possible role for MTHFR genotype. Elsevier Schizophrenia Research 127 (2011) 41–45.
- MIMS, 2009. MIMS Edisi Bahasa Indonesia. Volume 10. Jakarta: PT. Bhuana Ilmu Populer (Kelompok Gramedia)
- Ming Zhang et al 2013. Neurological Disorders Related Neuronal Network Impairment: Function and Mechanism. <https://doi.org/10.1155/2013/424651>
- Muntjewerff, J. W., Van Der Put, N., Eskes, T., Ellenbroek, B., Steegers, E., Blom, H., & Zitman, F. (2003). Homocysteine metabolism and B-vitamins in schizophrenic patients: Low plasma folate as a possible independent risk factor for schizophrenia. *Psychiatry Research*, 121(1), 1–9. [https://doi.org/10.1016/S0165-1781\(03\)00200-2](https://doi.org/10.1016/S0165-1781(03)00200-2)
- Neuroscience, B. (2014). *Homocysteine levels in schizophrenia and affective disorders — focus on cognition*. 8(October), 1–10. <https://doi.org/10.3389/fnbeh.2014.00343>
- Onaolapo, O. J., & Onaolapo, A. Y. (2021). *worthy of constant reassessment*. 9(28), 8295–8312. <https://doi.org/10.12998/wjcc.v9.i28.8295>
- Patel, K. R. et al. (2014) 'Schizophrenia: Overview and treatment options', *P and T*, 39(9), pp. 638–645.
- Petronijević et al., 2008. Plasma homocysteine levels in young male patients in the exacerbation and remission phase of schizophrenia. <https://doi.org/10.1016/j.pnpbp.2008.09.009>
- Priebe, S., Savill, M., Wykes, T., Bentall, R., Lauber, C., Reininghaus, U., ... Röhricht, F. (2016). Clinical effectiveness and cost-effectiveness of body psychotherapy in the treatment of negative symptoms of schizophrenia: A multicentre randomised controlled trial. *Health Technology Assessment*, 20(11), 1–100. <https://doi.org/10.3310/hta20110>
- Ramaekers, V. T., Thöny, B., Sequeira, J. M., Anseau, M., Philippe, P., Boemer, F., Bours, V., & Quadros, E. V. (2014). Folinic acid treatment for schizophrenia associated with folate receptor autoantibodies. *Molecular Genetics and Metabolism*, 113(4), 307–314. <https://doi.org/10.1016/j.ymgme.2014.10.002>
- Raju, M. S. V. K. (2022). *Medical nutrition in mental health and disorders*. 143–148.
- Refsum, H., Nurk, E., Smith, D., Ueland, PM., Gjesdal, CG., Bjelland, I., et al. (2006). The Hordaland Homocysteine Study: A community-based study of homocysteine, its determinants, and associations with disease. *JN The Journal of Nutrition*, 1731S-1740S tersedia dalam <http://www.ic.nutrition.org>
- Rodrigo, R., Parra, M., Bosco, C., Fernandez, V., Barja, P., Guajardo, J., et al. (2005). Pathophysiological basis for the prophylaxis of preeclampsia through early supplementation with antioxidant vitamins. *Pharmacol. Ter*, 107 (2), 177-197.
- Roffman JL, et.al., 2013 . A Randomized Multi-Center Investigation of Folate Plus B12 Supplementation in Schizophrenia. *JAMA Psychiatry*; 70(5): 481–489. <https://doi:10.1001/jamapsychiatry.2013.900>.
- Roffman, J. L., Petrucci, L. J., Tanner, A. S., Hannah, E., Eryilmaz, H., Ho, N. F., Giegold, M., Noah, J., Henderson, D. C., & Goff, D. C. (2018). *Biochemical HHS Public Access*. 23(2), 316–322. <https://doi.org/10.1038/mp.2017.41>.
- Sarah et.al., 2011. Cerebral folate deficiency: A neurometabolic syndrome? Elsevier *Molecular Genetics and Metabolism* 104 (2011) 369–372.
- Saedisomeolia, A., Djalali, M., Moghadam, A. M., Ramezankhani, O., & Najmi, L. (2011). Folate and vitamin B12 status in schizophrenic patients. *Journal of Research in Medical Sciences*, 16(SPEC. ISSUE), 437–441.
- Saresai, et.al., 2003 . Introduction to Clinical Nutrition. Second edition, revised and expanded. Newyork : Marcel DekkerStahl, Stephen M. (2013) *Stahl's Essential Psychopharmacology Neuroscientific Basis and Practical Applications*. Fourth. Edited by S. M. Stahl. Britania Raya: Cambridge University Press. Available at:

https://www.google.co.id/books/edition/Stahl_s_Essential_Psychopharmacology/J-aPMQEACAAJ?hl=id&kptab=overview.

- Stępnicki, P., Kondej, M. and Kaczor, A. A. (2018) 'Current concepts and treatments of schizophrenia', *Molecules*, 23(8). <https://doi.org/10.3390/molecules23082087>
- Siu, N., Lam, K., Xin, X., Li, X., Saad, M., Lim, F., Cg, J., Griffin, R. C., & Galletly, C. (2022). Biomedicine & Pharmacotherapy The potential use of folate and its derivatives in treating psychiatric disorders : A systematic review. *Biomedicine & Pharmacotherapy*, 146, 112541. <https://doi.org/10.1016/j.biopha.2021.112541>
- Timothy K, Jenny L, Ronald CM, Samuel YW, Kenny K, Augustine LH, et al. A randomized placebo controlled trial of vitamin B12 supplementation to prevent cognitive decline in cognitively normal older diabetic people with borderline low serum vitamin B12. *Clinical Nutrition*. 2016. doi: 10.1016/j.clnu.2016.10.018.
- Teunissen et a (2008). Serum Homocysteine levels in relation to clinical progression in multiple sclerosis. <https://doi.org/10.1136/jnnp.2008.151555>
- Tomioka, Y., Kinoshita, M., Umehara, H., & Nakayama, T. (2020). Association between serum folate levels and schizophrenia. 466–471. <https://doi.org/10.1111/pcn.13074>
- Tripathi, A., Kar, S. K., & Shukla, R. (2018). Cognitive deficits in schizophrenia: Understanding the biological correlates and remediation strategies. *Clinical Psychopharmacology and Neuroscience*, 16(1), 7–17. <https://doi.org/10.9758/cpn.2018.16.1.7>
- Vita, A., Gaebel, W., Mucci, A., Sachs, G., Erfurth, A., Barlati, S., Zanca, F., Giordano, G. M., Glenthøj, L. B., Nordentoft, M., & Galderisi, S. (2022). *European Psychiatric Association guidance on assessment of cognitive impairment in schizophrenia*.
- Wallace, T. L. and Bertrand, D. (2015) *Neuronal $\alpha 7$ Nicotinic Receptors as a Target for the Treatment of Schizophrenia*. 1st edn, *International Review of Neurobiology*. 1st edn. Elsevier Inc. <https://doi.org/10.1016/bs.irm.2015.08.003>
- Wang, Z. X., Tan, L., Wang, H. F., M.a., J., Liu, J., Tan, M. S., ... Yu, J. T. (2016). Serum Folic Levels in Patients with Schizophrenia: A Replication Study and Meta-Analyses. *Journal of Science* 47(3), 565–581. <https://doi.org/10.3233/JAD-143108>
- World Health Organization (2017) *Mental health ATLAS 2017 state profile*. Geneva: World Health Organization, World Health Organization. WHO. Available at: https://www.who.int/mental_health/evidence/atlas/profiles2017/IDN.pdf?ua=1.
- Wysocki, A., Psikiatri, D., Usia, P., & Lodz, U. K. (2017). *SERUM FOLAT DAN HOMOSIstein*. 2(1),
- Zamanpoor, M. (2020) 'Schizophrenia in a genomic era: A review from the pathogenesis, genetic and environmental etiology to diagnosis and treatment insights', *Psychiatric Genetics*, pp. 1–9. <https://doi.org/10.1097/YPG.0000000000000245>
- Zanelli, J. et al. (2019) 'Cognitive change in schizophrenia and other psychoses in the decade following the first episode', *American Journal of Psychiatry*, 176(10), pp. 811–819. <https://doi.org/10.1176/appi.ajp.2019.18091088>
- Zhilyaeva, T. V., Piatokina, A. S., Bavrina, A. P., Kostina, O. V, Zhukova, E. S., Shcherbatyuk, T. G., Blagonravova, A. S., Dubinina, E. E., & Mazo, G. E. (2021). *Homocysteine in Schizophrenia: Independent Pathogenetic Factor with Prooxidant Activity or Integral Marker of Other Biochemical Disturbances ? 2021*, 0–5.
- Zhou, S., Huang, Y., Feng, Y., Li, H., Wu, K., & Yang, M. (2021). Association between plasma homocysteine levels and cognitive deficits in Han Chinese patients with schizophrenia across age groups. *Scientific Reports*, 1–7. <https://doi.org/10.1038/s41598-021-99239-3>

Lampiran 1 :

PEMERIKSAAN SKRINING MONTREAL COGNITIVE ASSESSMENT VERSI INDONESIA (MoCA-InA)

MONTREAL COGNITIVE ASSESSMENT-Versi Indonesia (MoCA-Ina)		NAMA: Pendidikan: Jen. Kelamin:		Tgl Lahir: Tgl Pemeriksaan:							
VISUOSPASIAL/EKSEKUTIF						salin gambar Gambar jam (11 lebih 10 menit) (3 poin)		POIN			
		[]		[]		[] bentuk	[] angka	[] jarum jam/5		
PENAMAAN								[]	[]	[]/3
MEMORI		Baca kata berikut dan minta subjek mengulanginya. lakukan 2 kali, meski berhasil pada percobaan ke-1. lakukan recall setelah 5 menit		wajah	Sutera	Masjid	anggrek	merah			
		ke-1									
		ke-2									
ATENSI		Baca daftar angka (1 angka/detik) Subjek harus mengulangi dari awal [] 2 1 8 5 4 Subjek harus mengulangi dari belakang [] 7 4 2							/2	
		Baca daftar huruf. subjek harus mengetuk dengan tangannya setiap kali huruf A muncul. poin nol jika ≥ 2 kesalahan [] FBACMNAAJKLBAFAKDEAAAJAM OFAAB							/1	
		Pengurangan berurutan dengan angka 7. Mulai dari 100 [] 93 [] 86 [] 79 [] 72 [] 65 4,5 hasil benar: 3 poin, 2 atau 3 benar: 2 poin; 1 benar: 1 poin, 0 benar: 0 poin							/3	
BAHASA		Ulangi: Wati membantu saya menyapu lantai hari ini. [] Tikus bersembunyi di bawah dipan ketika kucing datang. []							/2	
		Sebutkan sebanyak mungkin kata yang dimulai dengan huruf F [] (N ≥ 11 kata)							/1	
ABSTRAKSI		Kemiripan antara, contoh pisang - jeruk = buah [] kereta - sepeda [] jam tangan - penggaris							/2	
DELAYED RECALL		Harus mengingat kata TANPA PETUNJUK		wajah	Sutera	Masjid	anggrek	merah	poin untuk recall tanpa petunjuk		
				[]	[]	[]	[]	[]			
Opsional		petunjuk kategori petunjuk pilihan ganda									
ORIENTASI		[] Tanggal	[] Bulan	[] Tahun	[] Hari	[] Tempat	[] Kota		/6	
				Normal ≥ 26 / 30		Total			/30	
		Dilakukan oleh.....								Tambahkan 1 poin jika pend. ≤12 tahun	

PERSETUJUAN ATASAN



KEMENTERIAN PENDIDIKAN, KEBUDAYAAN, RISET, DAN TEKNOLOGI
UNIVERSITAS HASANUDDIN
FAKULTAS KEDOKTERAN
PROGRAM STUDI SPESIALIS KEDOKTERAN JIWA
Rumah Sakit Pendidikan Linhas Geolung A Lantari V, Jl. Perintis Kemerdekaan Km. 01, Makassar
Email : psychiatry.fkhs@unhas.ac.id

SURAT PERSETUJUAN ATASAN
No : 433/UN.4.6.8/PT.01/04/2023

Yang bertanda tangan di bawah ini

Nama Lengkap : Dr. dr. Saedah Syamsuddin, SpKJ
NIP : 19700114 200112 2 001
Jabatan : Ketua Program Studi Departemen Ilmu Kedokteran Jiwa
Fakultas Kedokteran Universitas Hasanuddin

Sebagai atasan dari .

Nama : dr. Dewi Nofianti
NIM : C065192003
Pekerjaan : Mahasiswa PPDS Kedokteran Jiwa
Fakultas Kedokteran Universitas Hasanuddin

Menyatakan menyetujui yang bersangkutan melakukan penelitian dengan judul

“Pengaruh Pemberian Adjuvant therapy Asam Folat dan Methylcobalamin terhadap Kadar Homocystein dan Perbaikan Fungsi Kognitif Pasien Skizofrenia yang mendapat terapi Risperidone”

Makassar, 05 Januari 2023

Ketua Program Studi

Dr. dr. Saedah Syamsuddin, Sp.KJ
NIP. 19700114 200112 2 001

Lampiran 3

REKOMENDASI PERSETUJUAN ETIK


 KEMENTERIAN PENDIDIKAN, KEBUDAYAAN, RISET DAN TEKNOLOGI
 UNIVERSITAS HASANUDDIN FAKULTAS KEDOKTERAN
 KOMITE ETIK PENELITIAN UNIVERSITAS HASANUDDIN
 RSPTN UNIVERSITAS HASANUDDIN
 RSUP Dr. WAHIDIN SUDIROHUSODO MAKASSAR
 Sekretariat : Lantai 2 Gedung Laboratorium Terpadu
 JL.PERINTIS KEMERDEKAAN KAMPUS TAMALANREA KM.10 MAKASSAR 90245.
 Contact Person: dr. Agussalim Bukhari, MMed,PhD, SpGK. TELP. 081241850858, 0411 5780103. Fax : 0411-581431
 

REKOMENDASI PERSETUJUAN ETIK

Nomor : 93/UN4.6.4.5.31/ PP36/ 2022

Tanggal: 7 Februari 2023

Dengan ini Menyatakan bahwa Protokol dan Dokumen yang Berhubungan Dengan Protokol berikut ini telah mendapatkan Persetujuan Etik :

No Protokol	UH23010026		No Sponsor	
Peneliti Utama	dr. Dewi Nofianti		Sponsor	
Judul Peneliti	PENGARUH PEMBERIAN ADJUVANT THERAPY ASAM FOLAT DAN METHYLCOBALAMIN TERHADAP KADAR HOMOCYSTEIN DAN FUNGSI KOGNITIF PENDERITA SKIZOFRENIA YANG MENDAPAT TERAPI RISPERIDONE			
No Versi Protokol	2	Tanggal Versi	4 Februari 2023	
No Versi PSP	2	Tanggal Versi	4 Februari 2023	
Tempat Penelitian	Rumah Sakit Khusus Daerah Dadi Provinsi Sulawesi Selatan.			
Jenis Review	<input type="checkbox"/> Exempted <input type="checkbox"/> Expedited <input checked="" type="checkbox"/> Fullboard Tanggal 1 Februari 2023		Masa Berlaku	Frekuensi review lanjutan
			7 Februari 2023 sampai 7 Februari 2024	
Ketua KEP Universitas Hasanuddin	Nama	Prof.Dr.dr. Suryani As'ad, M.Sc.,Sp.GK (K)		Tanda tangan
				
Sekretaris KEP Universitas Hasanuddin	Nama	dr. Agussalim Bukhari, M.Med.,Ph.D.,Sp.GK (K)		Tanda tangan
				

Kewajiban Peneliti Utama:

- Menyerahkan Amandemen Protokol untuk persetujuan sebelum di implementasikan
- Menyerahkan Laporan SAE ke Komisi Etik dalam 24 Jam dan dilengkapi dalam 7 hari dan Laporan SUSAR dalam 72 Jam setelah Peneliti Utama menerima laporan
- Menyerahkan Laporan Kemajuan (progress report) setiap 6 bulan untuk penelitian resiko tinggi dan setiap setahun untuk penelitian resiko rendah
- Menyerahkan laporan akhir setelah Penelitian berakhir
- Melaporkan penyimpangan dari prokol yang disetujui (protocol deviation / violation)
- Mematuhi semua peraturan yang ditentukan

Lampiran 4

REKOMENDASI PERSETUJUAN ETIK HUM-RC

	ADMINISTRASI	FORMULIR 2
	Nomor : 081/03/FR2/2023	Tanggal : 21 Maret 2023
SURAT KETERANGAN SELESAI PENGAMBILAN DATA/ ANALISA BAHAN HAYATI		

Dengan hormat,

Dengan ini menerangkan bahwa peneliti/mahasiswa berikut ini :

Nama : Dewi Nofianti
NIM : C065192003
Institusi : Dept. Kedokteran Jiwa Fakultas Kedokteran Unhas
Judul Penelitian : **Pengaruh Pemberian Adjuvant Therapy Asam Folat Dan Methylcobalamin Terhadap Kadar Homocysteine Dan Perbaikan Fungsi Kognitif Pasien Skizofrenia Yang Mendapat Terapi Risperidon**

Telah selesai melakukan pengambilan data/ analisa bahan hayati :

Pada tanggal : 15 Maret 2023
Jumlah subjek : ± 48 Sampel
Jenis data : Data Primer


Dengan staf pendamping/pembimbing :

Nama : Syafri S., AMAK
Konsultan : -

Surat keterangan ini juga merupakan penjelasan bahwa peneliti/mahasiswa diatas tidak mempunyai sangkutan lagi pada unit/laboratorium kami.

Demikian surat ini dibuat untuk dipergunakan sebagaimana mestinya.

Pendamping/Pembimbing


Syafri S., AMAK
NIP

Mengetahui,
Kepala Laboratorium,

HUM-RC
science for a better future
dr. Rusdina Bte Ladiu, Ph.D
NIP 198108302012122002

REKOMENDASI ETIK RSKD DADI


PEMERINTAH PROVINSI SULAWESI SELATAN
DINAS PENANAMAN MODAL DAN PELAYANAN TERPADU SATU PINTU
Jl. Bougenville No.5 Telp. (0411) 441077 Fax. (0411) 448936
Website : <http://simap-new.sulselprov.go.id> Email : ptsp@sulselprov.go.id
Makassar 90231

Nomor	: 624/S.01/PTSP/2023	Kepada Yth.
Lampiran	: -	Direktur Rumah Sakit Khusus Daerah Prov. Sulsel
Perihal	: <u>Izin penelitian</u>	

di-
Tempat

Berdasarkan surat Ketua Prog. Studi Ilmu Kedokteran Jiwa Fak. Kedokteran UNHAS Makassar Nomor : 34/UN4.6.8/PT.01.04/2023 tanggal 05 Januari 2023 perihal tersebut diatas, mahasiswa/peneliti dibawah ini:

N a m a	: DR. DEWI NOFIANTI
Nomor Pokok	: C065192003
Program Studi	: Spesialis Kedokteran Jiwa
Pekerjaan/Lembaga	: Mahasiswa (S2)
Alamat	: Jl. P. Kemerdekaan Km.10 Makassar

PROVINSI SULAWESI SELATAN

Bermaksud untuk melakukan penelitian di daerah/kantor saudara dalam rangka menyusun Tesis, dengan judul :

" PENGARUH PEMBERIAN ADJUVANT THERAPY ASAM FOLAT DAN METHYLCOBALAMIN TERHADAP KADAR HOMOCYSTEIN DAN FUNGSI KOGNITIF PASIEN SKIZOFRENIA YANG MENDAPAT TERAPI RISPERIDONE "

Yang akan dilaksanakan dari : Tgl. **16 Januari s/d 16 Maret 2023**

Sehubungan dengan hal tersebut diatas, pada prinsipnya kami *menyetujui* kegiatan dimaksud dengan ketentuan yang tertera di belakang surat izin penelitian.

Demikian Surat Keterangan ini diberikan agar dipergunakan sebagaimana mestinya.

Diterbitkan di Makassar
Pada Tanggal 12 Januari 2023

A.n. GUBERNUR SULAWESI SELATAN
KEPALA DINAS PENANAMAN MODAL DAN PELAYANAN TERPADU
SATU PINTU PROVINSI SULAWESI SELATAN


Ir. H. SULKAF S LATIEF, M.M.
Pangkat : PEMBINA UTAMA MADYA
Nip : 19630424 198903 1 010

Tembusan Yth

1. Ketua Prog. Studi Ilmu Kedokteran Jiwa Fak. Kedokteran UNHAS Makassar; Makassardi Makassar;
2. Peringkat.

Lampiran 6

Dokumentasi





BIODATA PENULIS

A. Data Pribadi

- Nama Lengkap : dr. Dewi Nofianti
- Tempat, tanggal lahir : Pontianak, 24 November 1989
- Jenis Kelamin : Perempuan
- NIK : 6171056411890004
- NIP : -
- Status Perkawinan : Menikah
- Agama : Islam
- Hobi : Jalan-Jalan
- Alamat : Jl. Sahabat Raya, Rusunawa Unhas 2 blok C
- No. HP : 081346821659
- Email : dewinofianti27@gmail.com

B. Riwayat Pendidikan

Pendidikan Formal :

- SDN Muhammadiyah 2 Pontianak (1995 - 2001)
- SMP Negeri 3 – Pontianak (2001 - 2004)
- SMA Negeri 1 – Pontianak (2004 - 2007)
- Fakultas Kedokteran Universitas Islam Bandung (2007 - 2013)
- Program Pendidikan Dokter Spesialis (PPDS) I (Januari 2020 - sekarang)
Prodi Kedokteran Jiwa, FK UNHAS

C. Riwayat Pekerjaan

- Dokter di UPK Puskesmas Banjar Serasan (Januari 2015 – Desember 2019)

D. Makalah pada Seminar / Konferensi Ilmiah Nasional & Internasional

1. Perbandingan Efektivitas Risperidone dan Olanzapin Terhadap Gejala Klinis dan Fungsi Kognitif Pasien Skizofrenia Episode Pertama Di RSKD Provinsi Sulawesi Selatan Periode September – Oktober 2021 (Presentasi E-Poster PIT

VII PDSKJI SUMUT)

2. Pengaruh Pemberian Terapi Adjuvan Asam Folat dan Methylcobalamin Terhadap Fungsi Kognitif Pasien Skizofrenia (Presentasi E-Poster in BATIK (Bali Psikiatri Terkini, tanggal 6-9 September 2023)
3. Pengaruh Pemberian Terapi Adjuvan Asam Folat dan Methylcobalamin Terhadap Kadar Homocysteine dan Fungsi Kognitif Pasien Skizofrenia