

## DAFTAR PUSTAKA

- Abasiattai, A.M., Udoma, E.J. and Ukeme, E. (2010) 'Depot medroxyprogesterone injectable contraception at the University of Uyo Teaching Hospital, Uyo', *Annals of African Medicine*, 9(2), pp. 81–85. Available at: <https://doi.org/10.4103/1596-3519.64751>.
- Akbar, N. and Husnah, N. (2020) 'Pengaruh Pemberian Depo Medroxy Progesterone Acetate (DMPA) Jangka Panjang Terhadap Kadar Endotelin 1(ET-1) Pada Tikus Wistar (*Rattus norvegicus*)', *Jurnal Penelitian Kesehatan 'SUARA FORIKES' (Journal of Health Research 'Forikes Voice')*, 11(April), p. 78. Available at: <https://doi.org/10.33846/sf11nk116>.
- Aldila, D. and Damayanti, R. (2019) 'Persepsi Terhadap Alat Kontrasepsi Dengan Keputusan Penggunaan MKJP Dan Non-MKJP', *Hasanuddin Journal of Midwifery.*, 1(2), pp. 58–65.
- American College of Obstetricians and Gynecologists (2014) 'Depot medroxyprogesterone acetate and bone effects', *Obstetrics & Gynecology*, pp. 679–680.
- Andryani, Z.Y. *et al.* (2021) 'The relation of estradiol conditions and usage length to sexual dysfunction in progesterone acetate medroxepo acceptories at Bara-Baraya public health center of Makassar', *Gaceta Sanitaria*, 35, pp. S475–S478. Available at: <https://doi.org/10.1016/j.gaceta.2021.10.075>.
- Bahamondes, L. *et al.* (2001) 'Comparison of weight increase in users of depot medroxyprogesterone acetate and copper IUD up to 5 years', *Contraception*, 64(4), pp. 223–225. Available at: [https://doi.org/10.1016/S0010-7824\(01\)00255-4](https://doi.org/10.1016/S0010-7824(01)00255-4).
- Bakry, S. *et al.* (2008) 'Depot-medroxyprogesterone acetate: An update', *Archives of Gynecology and Obstetrics*, 278(1), pp. 1–12. Available at: <https://doi.org/10.1007/s00404-007-0497-z>.
- Banecki, K.M.R.M. and Dora, K.A. (no date) 'Endothelin-1 in Health and Disease Endothelin-1 in Health and Disease'.
- Bilsel, A.S. *et al.* (2000) '17 $\beta$ -Estradiol modulates endothelin-1 expression and release in human endothelial cells', *Cardiovascular Research*, 46(3), pp. 579–584. Available at: [https://doi.org/10.1016/S0008-6363\(00\)00046-8](https://doi.org/10.1016/S0008-6363(00)00046-8).
- Böhm, F. and Pernow, J. (2007) 'The importance of endothelin-1 for vascular dysfunction in cardiovascular disease', *Cardiovascular Research*, 76(1), pp. 8–18. Available at: <https://doi.org/10.1016/j.cardiores.2007.06.004>.
- Capel, I.D. *et al.* (1981) 'The effect of prolonged oral contraceptive steroid use on erythrocyte glutathione peroxidase activity', *Journal of steroid biochemistry*, 14(8), pp. 729–732.

- Cheng, T.-H. *et al.* (2001) 'Reactive oxygen species mediate cyclic strain-induced endothelin-1 gene expression via Ras/Raf/extracellular signal-regulated kinase pathway in endothelial cells', *Journal of molecular and cellular cardiology*, 33(10), pp. 1805–1814.
- Dhaun, N. *et al.* (2008) 'Role of endothelin-1 in clinical hypertension: 20 years on', *Hypertension*, 52(3), pp. 452–459. Available at: <https://doi.org/10.1161/HYPERTENSIONAHA.108.117366>.
- Dragoman, M. V. and Gaffield, M.E. (2016) 'The safety of subcutaneously administered depot medroxyprogesterone acetate (104 mg/0.65 mL): A systematic review', *Contraception*, 94(3), pp. 202–215. Available at: <https://doi.org/10.1016/j.contraception.2016.02.003>.
- Dubey, R.K. *et al.* (2001) 'Estradiol Metabolites Inhibit Endothelin Synthesis by an Estrogen Receptor-Independent Mechanism', pp. 640–644.
- Espey, E. *et al.* (2000) 'Depo-Provera associated with weight gain in Navajo women', *Contraception*, 62(2), pp. 55–58. Available at: [https://doi.org/10.1016/S0010-7824\(00\)00144-X](https://doi.org/10.1016/S0010-7824(00)00144-X).
- Ferdous, S. *et al.* (2019) 'Effects of Long-Term Use of Depomedroxy Progesterone Acetate on Serum Lipids', *Bangladesh Journal of Obstetrics and Gynecology*, 34(2), pp. 106–111. Available at: <https://doi.org/10.3329/BJOG.V34I2.58277>.
- Van Guilder, G.P. *et al.* (2007) 'Endothelin-1 vasoconstrictor tone increases with age in healthy men but can be reduced by regular aerobic exercise', *Hypertension*, 50(2), pp. 403–409. Available at: <https://doi.org/10.1161/HYPERTENSIONAHA.107.088294>.
- Jeppsson, S. *et al.* (1982) 'depo-MPA ( Depo-Provera \ s = r \ ) as a contraceptive agent', *European Journal of Endocrinology*, 99(3), pp. 339–343.
- Kahler, J. *et al.* (2002) 'Endothelin-1 mRNA and protein in vascular wall cells is increased by reactive oxygen species', *Clin.Sci.(Lond)*, pp. 176S-178S.
- Kawano, H. *et al.* (2001) 'Effect of medroxyprogesterone acetate plus estradiol on endothelium-dependent vasodilation in postmenopausal women', *The American journal of cardiology*, 87(2), pp. 238–240.
- Kemenkes, P. (2018) 'klasifikasi-obesitas-setelah-pengukuran-imt @ p2ptm.kemkes.go.id'. Available at: <https://p2ptm.kemkes.go.id/infographic-p2ptm/obesitas/klasifikasi-obesitas-setelah-pengukuran-imt>.
- Kementrian Kesehatan RI (2014) 'Infodatin-Kb (1).Pdf'. Available at: <https://pusdatin.kemkes.go.id/folder/view/01/structure-publikasi-pusdatin-info-datin.html>.
- Marasciulo, F., Montagnani, M. and Potenza, M. (2006) 'Endothelin-1: The Yin and Yang on Vascular Function', *Current Medicinal Chemistry*, 13(14), pp. 1655–1665. Available at: <https://doi.org/10.2174/092986706777441968>.

Micha, R. (2017) '乳鼠心肌提取 HHS Public Access', *Physiology & behavior*, 176(1), pp. 100–106. Available at: <https://doi.org/10.1177/0022146515594631.Marriage>.

Minister of Health Republic of Indonesia (2020) *Indonesia Health Profile 2020*, Jakarta.

Mishell Jr, D.R. *et al.* (1972) 'Serum estradiol in women ingesting combination oral contraceptive steroids', *American journal of obstetrics and gynecology*, 114(7), p. 923. Available at: [https://doi.org/10.1016/0002-9378\(72\)90098-1](https://doi.org/10.1016/0002-9378(72)90098-1).

Miyagawa, K. *et al.* (1997) 'Medroxyprogesterone interferes with ovarian steroid protection against coronary vasospasm', *Nature medicine*, 3(3), p. 324.

Nonye-Enyidah, E.I. *et al.* (2020) 'Side effects and discontinuation rate of depot medroxyprogesterone acetate in a tertiary hospital, southern Nigeria', *International Journal of Reproduction, Contraception, Obstetrics and Gynecology*, 9(12), p. 4834. Available at: <https://doi.org/10.18203/2320-1770.ijrcog20205217>.

Nonye-Enyidah Esther Ijeoma and Wekere Felix Chikaike (2020) 'A ten year review of Jadelle contraceptive use at Rivers State University Teaching Hospital, south south Nigeria', *World Journal of Advanced Research and Reviews*, 5(1), pp. 116–121. Available at: <https://doi.org/10.30574/wjarr.2020.5.1.0009>.

Ohtaki, H. (2016) *Endothelins, Handbook of Hormones*. Elsevier Inc. Available at: <https://doi.org/10.1016/B978-0-12-801028-0.00547-X>.

Rotinsulu, F.G.F., Wagey, F.W. and Tendean, H.M.M. (2021) 'Gambaran Penggunaan Alat Kontrasepsi pada Wanita di Indonesia', *e-CliniC*, 9(1), pp. 243–249. Available at: <https://doi.org/10.35790/ecl.v9i1.32478>.

Samal, S. and Das, L. (2021) 'Study of depot medroxyprogesterone acetate as an extended postpartum contraceptive at SCB medical college and hospital, Cuttack', *International Journal of Reproduction, Contraception, Obstetrics and Gynecology*, 10(4), p. 1484. Available at: <https://doi.org/10.18203/2320-1770.ijrcog20211125>.

Sathe A, G. V. (2022) 'Medroxyprogesterone', *StatPearls Publishing* [Preprint]. Available at: <https://www.ncbi.nlm.nih.gov/books/NBK559192/?report=classic>.

Shariq, O.A. and Mckenzie, T.J. (2020) 'Obesity-related hypertension: A review of pathophysiology, management, and the role of metabolic surgery', *Gland Surgery*, 9(1), pp. 80–93. Available at: <https://doi.org/10.21037/gs.2019.12.03>.

Torgrimson, B.N. *et al.* (2011) 'Depot-medroxyprogesterone acetate and endothelial function before and after acute oral, vaginal, and transdermal estradiol treatment', *Hypertension*, 57(4), pp. 819–824. Available at: <https://doi.org/10.1161/HYPERTENSIONAHA.110.163386>.

Tostes, R.C. *et al.* (2003) 'Effects of estrogen on the vascular system', *Brazilian Journal of Medical and Biological Research*, 36(9), pp. 1143–1158. Available at: <https://doi.org/10.1590/S0100->

879X2003000900002.

Vigil, P. *et al.* (2017) 'Ovulation, a sign of health', *Linacre Quarterly*, 84(4), pp. 343–355. Available at: <https://doi.org/10.1080/00243639.2017.1394053>.

Westhoff, C. (2003) 'Depot-medroxyprogesterone acetate injection (Depo-Provera®): A highly effective contraceptive option with proven long-term safety', *Contraception*, 68(2), pp. 75–87. Available at: [https://doi.org/10.1016/S0010-7824\(03\)00136-7](https://doi.org/10.1016/S0010-7824(03)00136-7).

Zierle-Ghosh A, J.A. (2023) *Physiologi, Body Mass Index*, *StatPearls Publishing*. Available at: <https://www.ncbi.nlm.nih.gov/books/NBK535456/>.

# LAMPIRAN

## Lampiran 1. Surat Izin Etik

**REKOMENDASI PERSETUJUAN ETIK**

Nomor : 521/UN4.6.4.5.31/ PP36/ 2024

Tanggal: 5 Juli 2024

Dengan ini Menyatakan bahwa Protokol dan Dokumen yang Berhubungan Dengan Protokol berikut ini telah mendapatkan Persetujuan Etik :

No Protokol	UH24050366	No Sponsor	
Peneliti Utama	<b>dr. Rika Irena Dwiputri</b>	Sponsor	
Judul Peneliti	Pengaruh Pemberian Depo Medroxyprogesterone (DMPA) jangka Panjang Terhadap Kadar Endothelin 1 Plasma		
No Versi Protokol	2	Tanggal Versi	<b>3 Juli 2024</b>
No Versi PSP	2	Tanggal Versi	<b>3 Juli 2024</b>
Tempat Penelitian	RS Universitas Hasanuddin Makassar dan Puskesmas Moncoballang		
Jenis Review	<input type="checkbox"/> Exempted <input checked="" type="checkbox"/> Expedited <input type="checkbox"/> Fullboard Tanggal	Masa Berlaku <b>5 Juli 2024</b> sampai <b>5 Juli 2025</b>	Frekuensi review lanjutan
Ketua KEP Universitas Hasanuddin	<b>Prof. dr. Muh Nasrum Massi, PhD, SpMK, Subsp. Bakt(K)</b>	Tanda tangan 	
Sekretaris KEP Universitas Hasanuddin	<b>dr. Firdaus Hamid, PhD, SpMK(K)</b>	Tanda tangan 	

## Kewajiban Peneliti Utama:

- Menyerahkan Amandemen Protokol untuk persetujuan sebelum di implementasikan
- Menyerahkan Laporan SAE ke Komisi Etik dalam 24 Jam dan dilengkapi dalam 7 hari dan Laporan SUSAR dalam 72 Jam setelah Peneliti Utama menerima laporan
- Menyerahkan Laporan Kemajuan (progress report) setiap 6 bulan untuk penelitian resiko tinggi dan setiap setahun untuk penelitian resiko rendah
- Menyerahkan laporan akhir setelah Penelitian berakhir
- Melaporkan penyimpangan dari protokol yang disetujui (protocol deviation / violation)
- Mematuhi semua peraturan yang ditentukan

## Lampiran 2. Surat Izin Penelitian



KEMENTERIAN PENDIDIKAN KEBUDAYAAN,  
RISET DAN TEKNOLOGI  
UNIVERSITAS HASANUDDIN  
SEKOLAH PASCASARJANA  
JL. PERINTIS KEMERDEKAAN KM. 10, MAKASSAR 90245  
TELEPON (0411) 586200, (6 SALURAN), 584200, FAX (0411) 585188  
Laman: www.unhas.ac.id

Nomor : 05457/UN4.20.1/PT.01.04/2024  
Hal : Permohonan Izin Penelitian

3 Juli 2024

Yth. Kepala Puskesmas Moncobalang  
Gowa

Dengan hormat disampaikan bahwa mahasiswa Sekolah Pascasarjana Universitas Hasanuddin yang tersebut dibawah ini :


Nama : Rika Irena Dwiputri  
Nomor Pokok : P062201012  
Program Pendidikan : Magister (S2)  
Program Studi : Ilmu Biomedik

Bermaksud melakukan penelitian dalam rangka persiapan penulisan tesis terkait dengan judul "Pengaruh Pemberian Depo Medroxyprogesterone Acetate ( DMPA ) Jangka Panjang Sebagai Kontrasepsi Hormonal terhadap Kadar Endothelin - I (ET - I) Plasma".

Sehubungan dengan hal tersebut, mohon kiranya yang bersangkutan diberikan izin untuk pengambilan sampel untuk penelitian di instansi yang Bapak/Ibu Pimpin.

Atas perkenan dan kerjasamanya disampaikan terima kasih.

an. Dekan,  
Wakil Dekan Bidang Akademik dan  
Kemahasiswaan



Prof. Baharuddin Hamzah, ST., M.Arch., Ph.D.  
NIP. 196903081995121001

Tembusan:

1. Dekan SPs. Unhas "sebagai laporan";
2. Mahasiswa yang bersangkutan;
3. Pertinggal.





**KEMENTERIAN PENDIDIKAN KEBUDAYAAN,  
RISET DAN TEKNOLOGI  
UNIVERSITAS HASANUDDIN  
SEKOLAH PASCASARJANA**  
JL. PERINTIS KEMERDEKAAN KM. 10, MAKASSAR 90245  
TELEPON (0411) 586200, (6 SALURAN), 584200, FAX (0411) 585188  
Laman: www.unhas.ac.id

Nomor : 05430/UN4.20.1/PT.01.04/2024  
Hal : Permohonan Izin Penelitian

3 Juli 2024

Yth. Kepala Laboratorium HUMRC  
Fakultas Kedokteran Unhas  
Makassar

Dengan hormat disampaikan bahwa mahasiswa Sekolah Pascasarjana Universitas Hasanuddin yang tersebut dibawah ini :

Nama : Rika Irena Dwiputri  
Nomor Pokok : P062201012  
Program Pendidikan : Magister (S2)  
Program Studi : Ilmu Biomedik

Bermaksud melakukan penelitian dalam rangka persiapan penulisan tesis terkait dengan judul "Pengaruh Pemberian Depo Medroxyprogesterone Acetate ( DMPA ) Jangka Panjang Sebagai Kontrasepsi Hormonal terhadap Kadar Endothelin - 1 (ET - 1) Plasma".

Shubungan dengan hal tersebut, mohon kiranya yang bersangkutan diberikan izin untuk melakukan penelitian di instansi yang Bapak/Ibu Pimpin.

Atas perkenan dan kerjasamanya disampaikan terima kasih.

an. Dekan,  
Wakil Dekan Bidang Akademik dan  
Kemahasiswaan



Prof. Baharuddin Hamzah, ST., M.Arch., Ph.D.  
NIP. 196903081995121001

Tembusan:

1. Dekan SPs. Unhas "sebagai laporan";
2. Mahasiswa yang bersangkutan;
3. Pertinggal.





## Lampiran 3. Surat Pengantar Penelitian

	<b>ADMINISTRASI</b>	<b>FORMULIR 1</b>
	Nomor : 331/07/FR1/2024	Tanggal : 16 Juli 2024
<b>SURAT PENGANTAR PENELITIAN</b>		

Kepada Yth.

Pembimbing/pendamping,

**Bapak Zainul Muttaqin,**

Dengan ini menerangkan bahwa peneliti/mahasiswa berikut ini :

Nama : Rika Irena Dwiputri

NIM : P062201012

Institusi : S2 Ilmu Biomedik Sekolah Pascasarjana UNHAS

**Akan** melakukan pengambilan data/ analisa bahan hayati :

Pada tanggal : 18 Juli 2024 s/d Selesai

Jumlah subjek :  $\pm$  80 sampel

Jenis data : Data Primer

Untuk penelitian dengan judul :

**"Pengaruh Pemberian Depo Medroxyprogesterone (DMPA) Jangka Panjang Terhadap Kadar Endothelin 1 Plasma"**

Harap dilakukan pembimbingan dan pendampingan seperlunya. Terima Kasih.

Staf Administrasi,



**Catatan : Proses pengerjaan dilakukan oleh peneliti, Pendamping hanya mendampingi.**

Jika pengambilan data telah selesai, **diwajibkan bagi pendamping/pembimbing;**

1. Membubuhi **paraf dan tanggal selesai** pengambilan data di formulir ini,
2. Mengisi jumlah alat dan bahan **habis pakai** yang digunakan peneliti pada form tarif penggunaan alat dan bahan,
3. **Mengembalikan formulir** yang sudah lengkap ke staf administrasi.



## Lampiran 4. Data Hasil Kadar Endothelin-1

Photometric1

Plate	Well	Group	Type	Sample	Wavelength	Abs	Meas. Time [s]	
				Blank_0001				
Plate 1	H01	Assay	Blank	1/1	450	3.4874	10.4800	0.841473
Plate 1	A01	Assay	Calibrator	Cal_0001 1/1	450	0.6310	0.0000	0.676994
Plate 1	B01	Assay	Calibrator	Cal_0002 1/1	450	0.7040	2.3000	0.681258
Plate 1	C01	Assay	Calibrator	Cal_0003 1/1	450	0.9268	2.7300	0.694254
Plate 1	D01	Assay	Calibrator	Cal_0004 1/1	450	0.0868	5.0300	0.645104
Plate 1	E01	Assay	Calibrator	Cal_0005 1/1	450	1.3329	5.4600	0.717864
Plate 1	F01	Assay	Calibrator	Cal_0006 1/1	450	1.6598	7.7500	0.736798
Plate 1	G01	Assay	Calibrator	Cal_0007 1/1	450	1.9372	8.1900	0.752815
Plate 1	A02	Assay	Unknown	Un_0001 1/1	450	0.3414	0.0900	0.660045
Plate 1	B02	Assay	Unknown	Un_0002 1/1	450	0.2660	2.2100	0.655624
Plate 1	C02	Assay	Unknown	Un_0003 1/1	450	0.2869	2.8200	0.65685
Plate 1	D02	Assay	Unknown	Un_0004 1/1	450	0.2522	4.9400	0.654815
Plate 1	E02	Assay	Unknown	Un_0005 1/1	450	0.2596	5.5500	0.655249
Plate 1	F02	Assay	Unknown	Un_0006 1/1	450	0.2852	7.6700	0.65675
Plate 1	G02	Assay	Unknown	Un_0007 1/1	450	0.2730	8.2700	0.656035
Plate 1	H02	Assay	Unknown	Un_0008 1/1	450	0.4165	10.3900	0.664445
Plate 1	A03	Assay	Unknown	Un_0009 1/1	450	0.2922	0.1800	0.657161
Plate 1	B03	Assay	Unknown	Un_0010 1/1	450	0.3534	2.1200	0.660749
Plate 1	C03	Assay	Unknown	Un_0011 1/1	450	0.5023	2.9100	0.669468
Plate 1	D03	Assay	Unknown	Un_0012 1/1	450	0.2439	4.8500	0.654328
Plate 1	E03	Assay	Unknown	Un_0013 1/1	450	0.2211	5.6300	0.65299
Plate 1	F03	Assay	Unknown	Un_0014 1/1	450	0.2582	7.5800	0.655167
Plate 1	G03	Assay	Unknown	Un_0015 1/1	450	0.3055	8.3600	0.657941
Plate 1	H03	Assay	Unknown	Un_0016 1/1	450	0.3939	10.3100	0.663122
Plate 1	A04	Assay	Unknown	Un_0017 1/1	450	0.3344	0.2700	0.659635
Plate 1	B04	Assay	Unknown	Un_0018 1/1	450	0.2654	2.0400	0.655589
Plate 1	C04	Assay	Unknown	Un_0019 1/1	450	0.3565	2.9900	0.66093
Plate 1	D04	Assay	Unknown	Un_0020 1/1	450	0.2275	4.7600	0.653366
Plate 1	E04	Assay	Unknown	Un_0021 1/1	450	0.2826	5.7200	0.656598
Plate 1	F04	Assay	Unknown	Un_0022 1/1	450	0.2422	7.4900	0.654228
Plate 1	G04	Assay	Unknown	Un_0023 1/1	450	0.3110	8.4500	0.658263
Plate 1	H04	Assay	Unknown	Un_0024 1/1	450	0.3852	10.2200	0.662612
Plate 1	A05	Assay	Unknown	Un_0025 1/1	450	0.4212	0.3500	0.664721
Plate 1	B05	Assay	Unknown	Un_0026 1/1	450	0.2565	1.9500	0.655067
Plate 1	C05	Assay	Unknown	Un_0027 1/1	450	0.2864	3.0800	0.656821
Plate 1	D05	Assay	Unknown	Un_0028 1/1	450	0.2773	4.6800	0.656287
Plate 1	E05	Assay	Unknown	Un_0029 1/1	450	0.3756	5.8100	0.662049
Plate 1	F05	Assay	Unknown	Un_0030 1/1	450	0.3871	7.4000	0.662723
Plate 1	G05	Assay	Unknown	Un_0031 1/1	450	0.2279	8.5400	0.653389
Plate 1	H05	Assay	Unknown	Un_0032 1/1	450	0.3992	10.1300	0.663432
Plate 1	A06	Assay	Unknown	Un_0033 1/1	450	0.3293	0.4400	0.659336
Plate 1	B06	Assay	Unknown	Un_0034 1/1	450	0.2815	1.8600	0.656533
Plate 1	C06	Assay	Unknown	Un_0035 1/1	450	0.2705	3.1700	0.655888

Plate 1	D06	Assay	Unknown	Un_0036 1/1	450	0.3298	4.5900	0.659365
Plate 1	E06	Assay	Unknown	Un_0037 1/1	450	0.2087	5.9000	0.652262
Plate 1	F06	Assay	Unknown	Un_0038 1/1	450	0.2641	7.3200	0.655513
Plate 1	G06	Assay	Unknown	Un_0039 1/1	450	0.6428	8.6200	0.677683
Plate 1	H06	Assay	Unknown	Un_0040 1/1	450	0.4624	10.0400	0.667133
Plate 1	A07	Assay	Unknown	Un_0041 1/1	450	0.2070	0.5300	0.652163
Plate 1	B07	Assay	Unknown	Un_0042 1/1	450	0.4575	1.7700	0.666846
Plate 1	C07	Assay	Unknown	Un_0043 1/1	450	0.2322	3.2600	0.653641
Plate 1	D07	Assay	Unknown	Un_0044 1/1	450	0.2893	4.5000	0.656991
Plate 1	E07	Assay	Unknown	Un_0045 1/1	450	0.5113	5.9800	0.669995
Plate 1	F07	Assay	Unknown	Un_0046 1/1	450	0.2221	7.2300	0.653049
Plate 1	G07	Assay	Unknown	Un_0047 1/1	450	0.3045	8.7100	0.657882
Plate 1	H07	Assay	Unknown	Un_0048 1/1	450	0.0457	9.9600	0.642688
Plate 1	A08	Assay	Unknown	Un_0049 1/1	450	0.3074	0.6200	0.658052
Plate 1	B08	Assay	Unknown	Un_0050 1/1	450	0.2645	1.6800	0.655536
Plate 1	C08	Assay	Unknown	Un_0051 1/1	450	0.2379	3.3400	0.653976
Plate 1	D08	Assay	Unknown	Un_0052 1/1	450	0.2561	4.4100	0.655044
Plate 1	E08	Assay	Unknown	Un_0053 1/1	450	0.1716	6.0700	0.650085
Plate 1	F08	Assay	Unknown	Un_0054 1/1	450	0.4196	7.1400	0.664627
Plate 1	G08	Assay	Unknown	Un_0055 1/1	450	0.3154	8.8000	0.658521
Plate 1	H08	Assay	Unknown	Un_0056 1/1	450	0.3500	9.8700	0.660549
Plate 1	A09	Assay	Unknown	Un_0057 1/1	450	0.3146	0.7000	0.658474
Plate 1	B09	Assay	Unknown	Un_0058 1/1	450	0.3043	1.6000	0.65787
Plate 1	C09	Assay	Unknown	Un_0059 1/1	450	0.2939	3.4300	0.657261
Plate 1	D09	Assay	Unknown	Un_0060 1/1	450	0.3317	4.3200	0.659477
Plate 1	E09	Assay	Unknown	Un_0061 1/1	450	0.2159	6.1600	0.652685
Plate 1	F09	Assay	Unknown	Un_0062 1/1	450	0.4173	7.0500	0.664492
Plate 1	G09	Assay	Unknown	Un_0063 1/1	450	0.3444	8.8900	0.660221
Plate 1	H09	Assay	Unknown	Un_0064 1/1	450	0.3611	9.7800	0.6612
Plate 1	A10	Assay	Unknown	Un_0065 1/1	450	0.5186	0.7900	0.670422
Plate 1	B10	Assay	Unknown	Un_0066 1/1	450	0.2517	1.5100	0.654785
Plate 1	C10	Assay	Unknown	Un_0067 1/1	450	0.5004	3.5200	0.669357
Plate 1	D10	Assay	Unknown	Un_0068 1/1	450	0.3132	4.2400	0.658392
Plate 1	E10	Assay	Unknown	Un_0069 1/1	450	0.2623	6.2500	0.655407
Plate 1	F10	Assay	Unknown	Un_0070 1/1	450	0.6328	6.9600	0.677099
Plate 1	G10	Assay	Unknown	Un_0071 1/1	450	0.9164	8.9800	0.693648
Plate 1	H10	Assay	Unknown	Un_0072 1/1	450	0.2728	9.6900	0.656023
Plate 1	A11	Assay	Unknown	Un_0073 1/1	450	0.4115	0.8800	0.664152
Plate 1	B11	Assay	Unknown	Un_0074 1/1	450	0.2958	1.4200	0.657372
Plate 1	C11	Assay	Unknown	Un_0075 1/1	450	0.3194	3.6100	0.658756
Plate 1	D11	Assay	Unknown	Un_0076 1/1	450	0.3779	4.1500	0.662184
Plate 1	E11	Assay	Unknown	Un_0077 1/1	450	0.3129	6.3400	0.658375
Plate 1	F11	Assay	Unknown	Un_0078 1/1	450	0.3270	6.8800	0.659201
Plate 1	G11	Assay	Unknown	Un_0079 1/1	450	0.4658	9.0600	0.667332
Plate 1	H11	Assay	Unknown	Un_0080 1/1	450	0.4176	9.6000	0.66451
Plate 1	A12	Assay	Unknown	Un_0081 1/1	450	0.3413	0.9700	0.660039
Plate 1	B12	Assay	Unknown	Un_0082 1/1	450	0.5756	1.3300	0.673756
Plate 1	C12	Assay	Unknown	Un_0083 1/1	450	0.5065	3.7000	0.669714
Plate 1	D12	Assay	Unknown	Un_0084 1/1	450	0.3078	4.0600	0.658076

Plate 1	E12	Assay	Unknown	Un_0085 1/1	450	0.3408	6.4200	0.66001
Plate 1	F12	Assay	Unknown	Un_0086 1/1	450	0.3685	6.7900	0.661633
Plate 1	G12	Assay	Unknown	Un_0087 1/1	450	0.5329	9.1500	0.671258
Plate 1	H12	Assay	Unknown	Un_0088 1/1	450	0.3899	9.5200	0.662887

## Lampirann 5. Hasil Uji SPSS

**Kelompok \* Umur Crosstabulation**

Count

		Umur		Total
		25-35	36-45	
Kelompok	Kelompok Akseptor DMPA	29	15	44
	Kelompok Kontrol	36	8	44
Total		65	23	88

**Chi-Square Tests**

	Value	df	Asymptotic Significance (2-sided)	Exact Sig. (2-sided)	Exact Sig. (1-sided)
Pearson Chi-Square	2.884 <sup>a</sup>	1	.089		
Continuity Correction <sup>b</sup>	2.119	1	.145		
Likelihood Ratio	2.920	1	.087		
Fisher's Exact Test				.145	.072
Linear-by-Linear Association	2.852	1	.091		
N of Valid Cases	88				

a. 0 cells (0.0%) have expected count less than 5. The minimum expected count is 11.50.

b. Computed only for a 2x2 table

**Kelompok \* IMT Crosstabulation**

Count

		IMT			Total
		BB Kurang	BB Normal	BB Lebih	
Kelompok	Kelompok Akseptor DMPA	1	10	33	44
	Kelompok Kontrol	4	17	23	44
Total		5	27	56	88

**Chi-Square Tests**

	Value	df	Asymptotic Significance (2-sided)
Pearson Chi-Square	5.401 <sup>a</sup>	2	.067
Likelihood Ratio	5.558	2	.062
Linear-by-Linear Association	5.314	1	.021
N of Valid Cases	88		

a. 2 cells (33.3%) have expected count less than 5. The minimum expected count is 2.50.

### Descriptive Statistics

	N	Mean	Std. Deviation
Sistolic Blood Pressure	44	110.00	9.883
Diastolic Blood Pressure	44	73.18	7.400
Valid N (listwise)	44		

### Kelompok \* SBP Crosstabulation

Count

		SBP		Total
		Normal	Hipertensi	
Kelompok	Kelompok Akseptor DMPA	42	2	44
	Kelompok Kontrol	44	0	44
Total		86	2	88

### Chi-Square Tests

	Value	df	Asymptotic Significance (2-sided)	Exact Sig. (2-sided)	Exact Sig. (1-sided)
Pearson Chi-Square	2.047 <sup>a</sup>	1	.153		
Continuity Correction <sup>b</sup>	.512	1	.474		
Likelihood Ratio	2.819	1	.093		
Fisher's Exact Test				.494	.247
Linear-by-Linear Association	2.023	1	.155		
N of Valid Cases	88				

a. 2 cells (50.0%) have expected count less than 5. The minimum expected count is 1.00.

b. Computed only for a 2x2 table

### Kelompok \* DBP Crosstabulation

Count

		DBP		Total
		Normal	Hipertensi	
Kelompok	Kelompok Akseptor DMPA	42	2	44
	Kelompok Kontrol	44	0	44
Total		86	2	88

### Chi-Square Tests

	Value	df	Asymptotic Significance (2-sided)	Exact Sig. (2-sided)	Exact Sig. (1-sided)
Pearson Chi-Square	2.047 <sup>a</sup>	1	.153		
Continuity Correction <sup>b</sup>	.512	1	.474		
Likelihood Ratio	2.819	1	.093		
Fisher's Exact Test				.494	.247
Linear-by-Linear Association	2.023	1	.155		
N of Valid Cases	88				

a. 2 cells (50.0%) have expected count less than 5. The minimum expected count is 1.00.

b. Computed only for a 2x2 table

**Kelompok \* Siklus Haid Crosstabulation**

Count

		Siklus Haid			Total
		Haid Teratur	Haid Tidak Teratur	Tidak Pernah Haid	
Kelompok	Kelompok Akseptor DMPA	5	7	32	44
	Kelompok Kontrol	44	0	0	44
Total		49	7	32	88

**Descriptive Statistics**

	N	Minimum	Maximum	Mean	Std. Deviation
Durasi Penggunaan DMPA	44	3	10	5.13	2.427
Valid N (listwise)	44				

**Keluhan**

		Frequency	Percent	Valid Percent	Cumulative Percent
Valid	Haid Teratur	5	11.4	11.4	11.4
	Haid tetapi tidak t	7	15.9	15.9	27.3
	Tidak Pernah Haid	32	72.7	72.7	100.0
	Total	44	100.0	100.0	

**Tests of Normality**

Kelompok		Kolmogorov-Smirnov <sup>a</sup>			Shapiro-Wilk		
		Statistic	df	Sig.	Statistic	df	Sig.
Kadar_Endothelin	Kelompok Akseptor DMPA	.171	44	.002	.897	44	<.001
	Kelompok Kontrol	.177	44	.001	.872	44	<.001

a. Lilliefors Significance Correction

**Kruskal-Wallis Test**

<b>Ranks</b>			
	Kategori Berat Badan	N	Mean Rank
Tekanan Darah Sistole	Berat Badan Kurang	1	12.50
	Berat Badan Normal	10	20.00
	Berat Badan Lebih	13	19.27
	Obesitas	20	26.35
	Total	44	
Tekanan Darah Diastole	Berat Badan Kurang	1	16.50
	Berat Badan Normal	10	20.45
	Berat Badan Lebih	13	21.88
	Obesitas	20	24.23
	Total	44	
Kadar Endothelin 1	Berat Badan Kurang	1	20.50
	Berat Badan Normal	10	16.70
	Berat Badan Lebih	13	24.42
	Obesitas	20	24.25
	Total	44	

**Test Statistics<sup>a,b</sup>**

	Tekanan Darah Sistole	Tekanan Darah Diastole	Kadar Endothelin 1
Kruskal-Wallis H	3.784	.954	2.747
df	3	3	3
Asymp. Sig.	.286	.812	.432

a. Kruskal Wallis Test

b. Grouping Variable: Kategori Berat Badan

**Kruskal-Wallis Test****Ranks**

	Kelompok Usia	N	Mean Rank
Tekanan Darah Diastole	25-35 Tahun	29	19.64
	36-45 Tahun	15	28.03
	Total	44	
Kadar Endothelin 1	25-35 Tahun	29	21.72
	36-45 Tahun	15	24.00
	Total	44	
Tekanan Darah Sistole	25-35 Tahun	29	19.21
	36-45 Tahun	15	28.87
	Total	44	

**Test Statistics<sup>a,b</sup>**

	Tekanan Darah Diastole	Kadar Endothelin 1	Tekanan Darah Sistole
Kruskal-Wallis H	4.665	.313	5.871
df	1	1	1
Asymp. Sig.	.031	.576	.015

a. Kruskal Wallis Test

b. Grouping Variable: Kelompok Usia

**Mann-Whitney Test****Ranks**

	Kelompok	N	Mean Rank	Sum of Ranks
Kadar_Endothelin	Kelompok Akseptor DMPA	44	41.13	1809.50
	Kelompok Kontrol	44	47.88	2106.50
	Total	88		

**Test Statistics<sup>a</sup>**

	Kadar_Endothelin
Mann-Whitney U	819.500
Wilcoxon W	1809.500
Z	-1.242
Asymp. Sig. (2-tailed)	.214

a. Grouping Variable: Kelompok



### Ranks

	Durasi DMPA	N	Mean Rank
Kadar Endothelin 1	3-4 Tahun	21	25.38
	5-6 Tahun	13	22.73
	7-8 tahun	2	5.50
	9-10 Tahun	8	18.81
	Total	44	

### Test Statistics<sup>a,b</sup>



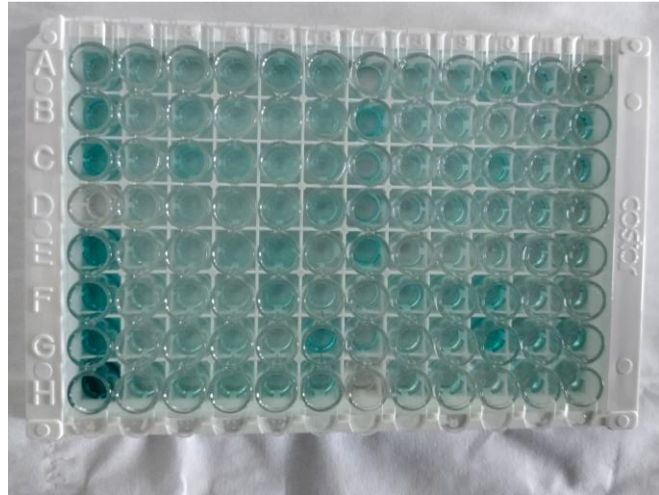
Kadar  
Endothelin 1

Kruskal-Wallis H	5.264
df	3
Asymp. Sig.	.153

a. Kruskal Wallis Test

b. Grouping Variable: Durasi  
DMPA

Lampiran 6. Dokumentasi Penelitian





## Lampiran 7. Surat Keterangan Bebas Pustaka



KEMENTERIAN PENDIDIKAN, KEBUDAYAAN,  
RISET DAN TEKNOLOGI  
UNIVERSITAS HASANUDDIN  
PERPUSTAKAAN

Jalan Perintis Kemerdekaan Km. 10 Makassar 90245  
Telepon (0411) 584002, Fax (0411) 585188  
Laman: <https://library.unhas.ac.id> Email: [upt\\_perpustakaan@unhas.ac.id](mailto:upt_perpustakaan@unhas.ac.id)

**SURAT KETERANGAN BEBAS PUSTAKA**  
Nomor: 6743/UN4.1.1.4/TA.01.02/2024

Perpustakaan Universitas Hasanuddin dengan ini menerangkan bahwa :

Nama : Rika Irena Dwiputri  
Nomor Pokok : P062201012  
Program Studi : Ilmu Biomedik (S2)  
Jenjang : S2  
Fakultas : Fak. Sekolah Pascasarjana  
Alamat : Jl. Rasamala no. 51

Mahasiswa tersebut diatas benar tidak mempunyai pinjaman bahan pustaka pada Perpustakaan Universitas Hasanuddin, dan surat keterangan ini berlaku sampai dengan :

27 Oktober 2024

Demikian keterangan ini kami berikan kepada yang bersangkutan untuk digunakan sebagaimana mestinya.

Makassar, 29 Juli 2024

Kepala,  
Ketua Divisi Pelayanan dan  
Penjaminan Mutu



Dr. Iskandar, S.Sos., M.M.  
NIP. 197705192001121001

Tembusan yth:

1. Kepala Perpustakaan Unhas
2. Arsip.



## Lampiran 9. Curriculum Vitae

### A. DATA PRIBADI

- Nama : Rika Irena Dwiputri
- Tempat, Tanggal Lahir : Palu, 25 Oktober 1992
- Alamat : Jl. Rasamala No. 51 Makassar
- Kewarganegaraan : Indonesia

### B. RIWAYAT PENDIDIKAN

- Tamat SLTA tahun 2010 di SMAN 1 Palu
- Sarjana (S1) Kedokteran tahun 2014 di Universitas Tadulako
- Profesi Kedokteran (S1) tahun 2017 di Universitas Tadulako
- Sarjana (S2) Ilmu Biomedik tahun 2024 di Universitas Hasanuddin

### C. KARYA ILMIAH YANG TELAH DIPUBLIKASIKAN

Dwiputri, et al. Effect of Long-Term Administration of Depot Medroxyprogesterone Acetate (DMPA) on Plasma Endothelin-1 (ET-) Levels. *Community Practitioner*, 2024. 21(07): 1462-2815. DOI: 10.5281/zenodo.13147852