

DAFTAR PUSTAKA

- ASTM Internasional.(2019) Designation D1002 Standart Test Method For Apparent Shear Strength Of Single-Lap-Joint Adhesively Bonded Metal Specimens By Tension Loading (Metal-To-Metal).
- Ahmadil Amin dan Syarifil Anwar.(2020) Pengaruh Variasi Arus Listrik Terhadap Kekuatan Tarik Geser Las Titik Bada Material Stainless Steel Dan Aluminium
- Ahmadil Amin. (2017) pengaruh variasi arus listrik terhadap kekuatan Tarik dan struktur mikro sambungan las titik (spot welding) logam dissimilar stainless stell dan baja karbon rendah.
- Abdurahman dkk. (2021) Evaluasi Kekuatan Uji Tarik Pada Proses Pengelasan Busur Listrik Bada Material Sphc Dan S30-C.
- Aab Mujtaba S dkk, (2019) Pengaruh Variasi Diameter Elektroda Pengelasan Titik (Resistance Spot Welding) Terhadap Sifat Fisik Dan Mekanik Pada Sambungan Dissimilar Metal Stainless Steel Aisi 304 Dengan Baja Karbon Rendah Sphc Jis G3131.
- Andreas Edyanto; Ario Sunar Baskoro, dkk, (2016). Studi pertumbuhan nugget pengelasan resistance spot welding pada aluminium a1100 menggunakan simulasi pengelasan = Study on nugget growth in resistance spot welding of thin aluminum a1100 using welding simulation.
- Agustriyana L, Surya Irawan Yudy, Sugiarto. (2011). Pengaruh Kuat Arus dan Waktu Pengelasan Pada Proses Las Titik (Spot Welding) Terhadap Kekuatan Tarik dan Mikrostruktur Hasil Las Dari Baja Fasa Ganda (FerriteMartensite) .
- Arifin, S. (1997). Las Listrik dan Ototen. Jakarta: Ghalia Indonesia.
- Beumer, BJM. 1985, Ilmu Bahan Logam, Jilid 1, Bharata Karya Aksara, Jakarta.
- Charde, N. (2012). Effects of Electroda Deformation on Carbon Steel Weld Geometry of Resistance Spot Welding.
- Eko Nugroho, dkk, 2018. Analisis Pengaruh Ketebalan Plat Baja Karbon Rendah Dan Lama Penekanan Pada Pengelasan Titik (Spot Welding) Terhadap Nilai Kekuatan Tarik.
- Fachruddin, Suryanto , H., & Solichin. (2016). Pengaruh Variasi Arus Listrik Pengelasan Titik (Spot Welding) terhadap Kekuatan Geser, Kekerasan dan Struktur Mikro pada Sambungan Dissimilar Baja Stainless Steel AISI 304 dengan Baja Karbon Rendah ST 41.
- Firmansyah, W., Suryanto, H., & Solichin. (2016). Pengaruh Variasi Waktu Penekanan Pengelasan Titik terhadap Kekuatan Tarik, Kekerasan dan Struktur Mikro pada Sambungan Dissimilar Baja Than Karat AISI 304 dengan Baja Karbon ST 41. Jurnal Teknik Mesin Universitas Negeri Malang , No. 2 : 1 - 8.

- Genculu, Semih, 2007. Structural Steel Welding. Dakota : PDH Center.
- Hendrawan, M. A., & Rusmawan, D. D. (2014). Studi Pengaruh Arus dan Waktu Pengelasan terhadap Sifat Mekanik Sambungan Las Titik (Spot Welding) Logam Tak Sejenis. Jurnal Teknik Mesin Universitas Muhammadiyah Surakarta, No.2 : 6 - 13.
- Hendrawan, M. Alfatih, Purboputro Pramuko Ilmu, & Mustika, Sesa Jati. (2017). Studi Pengaruh Arus Dan Waktu Pengelasan Terhadap Sifat Mekanik Sambungan Las Titik (Spot Welding) Logam Tak Sejenis. Jurnal Teknik Mesin Universitas Muhammadiyah Surakarta, Vol. 6, No. 24, 75-79.
- Haikal. (2021). Pengaruh Parameter Pengelasan Resistance Spot Welding Terhadap Sifat Fisik Dan Mekanik *Multi-Layer* Logam Tak Sejenis Berbeda Ketebalan. Machine; Jurnal Teknik Mesin Vol. 7 No. 1, April 2021.
- Harlin, N., T.B. Jones, and J.d. Parker., 2003. "Weld Growth Mechanism of Resistance Spot Welds In Zinc Coated. Steel: Journal of Materials Processing Technology.
- Ishak, M. (2014). Studi of Resistance Spot Welding Between AISI 301 Stainless Steel and AISI 1020 Carbon Steel Dissimilar Alloys. Journal of Mechanical Engineering and Sciences (JMES), Vol. 6, 793-806.
- Iqbal Taufiqurrahman, dkk, (2020) Pengaruh waktu penahanan pada pengelasan titik resistansi yang berbeda dari stainless steel 316L dan paduan titanium Ti6Al4V dengan aluminium. interlayer journal homepage: www.elsevier.com/locate/matpr.
- Jeevan A.(2017) Effect of Process Parameters on Resistance Spot Welding - A Review
- Kuntoro, A. A., Triyono, & Sukanto, H. (2017). Pengaruh pre-strain dan Tegangan Listrik Terhadap Sifat Fisik Mekanik dan Korosi Sambungan Las Titik (RSW) Logam beda jenis antara AISI 430 dan JSL AUS(J!). Jurnal Teknik Mesin Indonesia, 12 (02) , 63-70.
- Mustakim, Kartikasari, R., & Permana, B. W. (2017). Pengaruh Arus dan Waktu Spot Welding terhadap Sifat Mekanik Sambungan Dissimilar AISI 1003 dengan AISI 1025. 968 - 972.
- Muthu P., 2019, Optimization of the process parameters of resistance spot welding of AISI 316l sheets using Taguchi method, Mechanics and Mechanical Engineering, 23(1), 64–69. <https://doi.org/10.2478/mme-2019-0009>.
- Prof. Ir. Djoko W. Karmiadji, MSME, PhD*, Muhammad Khoirul Huda, (2018). Analisis Pengelasan Spot Welding Pada Material SPC Dan SCGA Kendaraan Mpv. Universitas Pancasila, Fakultas Teknik, Daerah Khusus Jakarta 12640, Indoensia.

- Prifiharni, S., Nuraini, L., Priyotomo, G., Sundjono, Gunawan, H., and Ibrahim, P., (2017). "Corrosion Performance of Steel and Galvanized Steel in Karangsong and Limbangan Sea Water Environment." Proc. of the Int. Seminar on Metallurgy & Materials (ISMM2017) AIP Conf. Proc. 1964: pp 020038-1 - 020038-6
- Pouranvari, M. (2011). Effect of Welding Current on the Mechanical Response of Resistance Spot Welds of Unequal Thickness Steel Sheets in Tensile-Shear Loading Condition. *International Journal of Multidisciplinary Science and Engineering*, Vol. 2, pp. 6.
- Pompy Pratisna. Dkk. (2016) Sifat Fisik dan Mekanik Sambungan Las Friction Stir Welding (FSW) AA 5083 dengan Variasi Bentuk dan Kecepatan Putar Probe Pada Konstruksi Kapal
- Subramaniam, Senthilkumar, dkk. (2013). Acoustic Emission–Based Monitoring Approach for Friction Stir Welding of Aluminum Alloy AA6063-T6 with Different Tool Pin. *Journal of Engineering Manufacture*. Institution of Mechanical Engineering. India
- Sukarman dkk, (2020). Optimization of Tensile-Shear Strength in the Dissimilar Joint of ZnCoated Steel and Low Carbon Steel. <https://doi.org/10.31603/ae.v3i3.4053>
- Syahrul Bukhori, (2021). Analisa Pengaruh Arus Pengelasan Resistance Spot Welding Terhadap Sifat Mekanis Dan Struktur Mikro Material Plat Galvaniz.
- Silaban, V., Waskito., Purwanto. (2016). Pengaruh Parameter Pengelasan SpotWelding Terhadap Kekuatan Geser pada Aluminium. *Jurnal Pendidikan Tekni Mesin*, 1.
- Sperko Engineering Services.(1999).Welding Galvanized Steel-Safely.The Fabricator,102(June1994),1–6.
- Sayuti, M (2015) Welding (Tutorial Dengan Video Dari Youtube): "Laser Beam Welding". [Video] (Unpublished)
- Ucok Mulyo Sugeng1, dkk.(2020). Analisa Mekanis Baja Pada Bahan SPCC-HD Dengan Proses Deep Drawing Dalam Pembuatan Drum.
- Vignesh K., Perumal A.E., Velmurugan P., 2017, Optimization of resistance spot welding process parameters and microstructural examination for dissimilar welding of AISI 316L austenitic stainless steel and 2205 duplex stainless steel, 455–465. <https://doi.org/10.1007/s00170-017-0089-4>
- Valaee-Tale, M., Sheikhi, M., Mazaheri, Y., Malek Ghaini, F., & Usefifar, G. R. (2020). Criterion for predicting expulsion in resistance spot welding of steel sheets. *Journal of Materials Processing Technology*, 275(January 2019), 116329. <https://doi.org/10.1016/j.jmatprotec.2019.116329>


- Olson D.L., Thomas A., Liu S., Edwards G.R., (2019), ASM Vol 6: Welding, brazing, and soldering. In Acta Materialia, 6. <https://doi.org/10.1016/j.actamat.2018.11.063>
- Wahyudi Y., Fahrudin A (2016). Analisa Perbandingan Pelapisan Galvanis Elektroplating Dengan Hot Dip Galvanizing Terhadap Ketahanan Korosi Dan Kekerasan Pada Baja. DOI: <http://doi.org/10.21070/r.e.m.v1i1.173>.
- Wiyono, T. (2012). Penentuan pengelasan dissimilar alumunium dan plat baja karbon rendah dengan variasi waktu pengelasan dan arus listrik. Journal Foundry, 2(1)
- Wirjosumarto, Harsono dan Toshie Okumura. (1994). Teknologi Pengelasan Logam. PT. Pradnya Paramita: Jakarta.
- William D. Callister, Jr, Material Science and Engineering an Introduction 7e, John Wiley & Sons, Inc, USA, 2007
- Wibisono K (2016). Pabrik-Baja-Galvanis-Knss-Pertama-Di-Indonesia-Selesai-60-Persen Antar News Jakarta.
- Bajaprima.com/SPHCPO.html. Di akses pada hari selasa tanggal 5 April 2022 pukul 15.35 wita.

Lampiran 1


Dokumentasi



Dokumentasi persiapan material.



Dokumentasi persiapan mesin *spot welding*.



Dokumentasi proses pengelasan.



Dokumentasi hasil pengelasan.



Dokumentasi setelah uji tarik



Dokumentasi pengujian tarik.



Dokumentasi pengambilan data foto makro pengukuran *weld nugget diameter*.




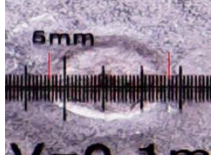

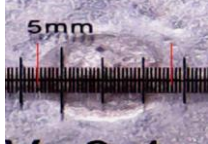

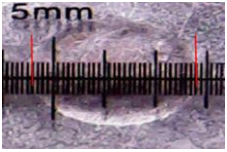

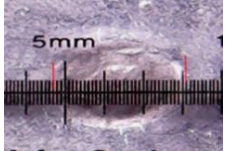
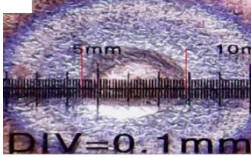
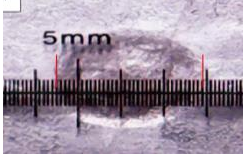
Dokumentasi persiapan sampel foto mikro

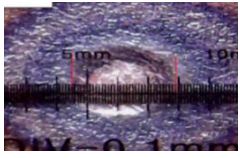
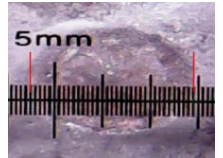
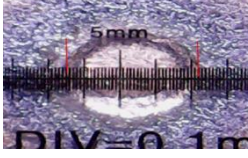

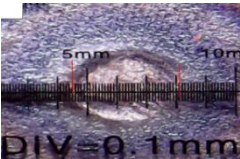
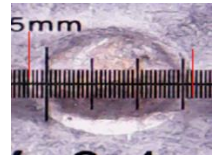

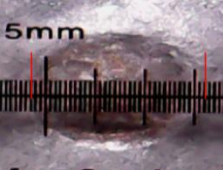
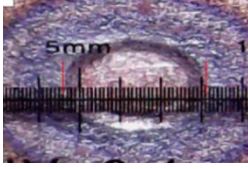



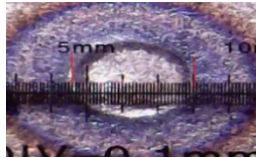

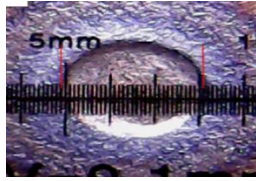


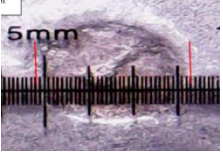
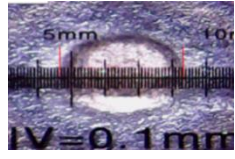
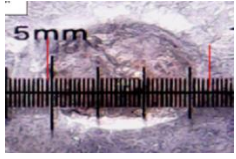
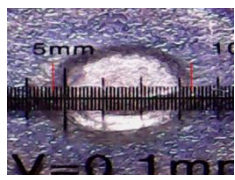
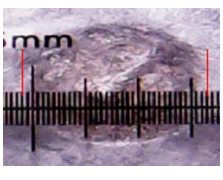
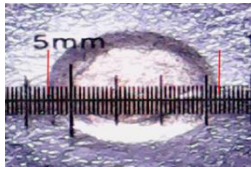
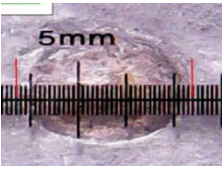
Dokumentasi proses foto mikro.

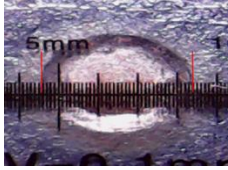
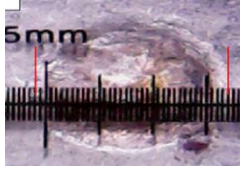
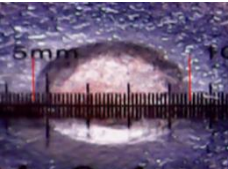
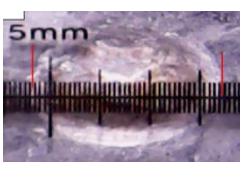
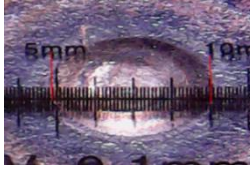

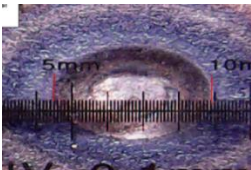

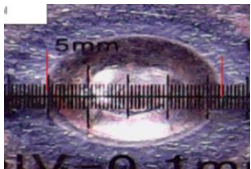
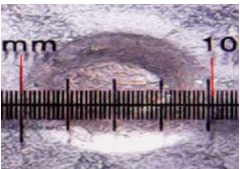
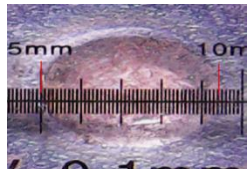

Lampiran 2

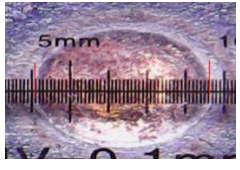
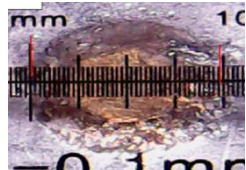
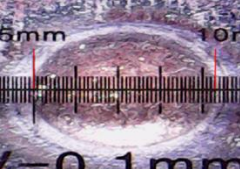
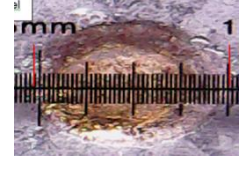
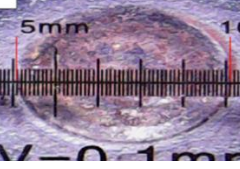

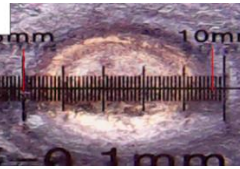
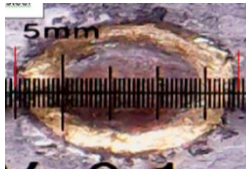
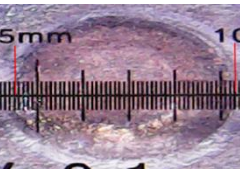
Foto-foto weld nugget

No	Arus pengelasan (kA)	Waktu pengelasan (detik)	Tekanan elektroda (Psi)	Foto diameter nugget mild steel (mm)	Foto diameter nugget galvanized steel (mm)
1a	4	2	30	2,8 	3,1 
1b	4	2	30	3,3 	3,3 
1c	4	2	30	3,2 	3,2 
2a	4	4	40	3,4 	3,4 
2b	4	4	40	3,4 	3,4 

No	Arus pengelasan (kA)	Waktu pengelasan (detik)	Tekanan elektroda (Psi)	Foto diameter nugget mild steel (mm)	Foto diameter nugget galvanized steel (mm)
2c	4	4	40	3,4 	3,4 
3a	4	6	50	3,7 	3,6 
3b	4	6	50	3,6 	3,6 
3c	4	6	50	3,6 	3,5 
4a	6	2	40	3,5 	3,4 

No	Arus pengelasan (kA)	Waktu pengelasan (detik)	Tekanan elektroda (Psi)	Foto diameter nugget mild steel (mm)	Foto diameter nugget galvanized steel (mm)
4b	6	2	40	3,4 	3,2 
4c	6	2	40	3,2 	3,1 
5a	6	4	50	3,6 	3,5 
5b	6	4	50	3,6 	3,5 
5c	6	4	50	3,6 	3,5 
6a	6	6	30	3,8 	3,7 

No	Arus pengelasan (kA)	Waktu pengelasan (detik)	Tekanan elektroda (Psi)	Foto diameter nugget mild steel (mm)	Foto diameter nugget galvanized steel (mm)
6b	6	6	30	3,8 	3,6 
6c	6	6	30	3,8 	3,7 
7a	8	2	50	4,1 	4 
7b	8	2	50	4,4 	4 
7c	8	2	50	4,4 	4,1 
8a	8	4	30	4,4 	4,6 

No	Arus pengelasan (kA)	Waktu pengelasan (detik)	Tekanan elektroda (Psi)	Foto diameter nugget mild steel (mm)	Foto diameter nugget galvanized steel (mm)
8b	8	4	30	4,5 	4,6 
8c	8	4	30	4,4 	4,3 
9a	8	6	40	5 	4,7 
9b	8	6	40	4,7 	4,7 
9c	8	6	40	4,8 	4,6 