

## DAFTAR PUSTAKA

- Adewale SA, Akinwale RO, Fakorede MAB, Badu-Apraku B. 2018. Genetic analysis of drought-adaptive traits at seedling stage in earlymaturing maize inbred lines and field performance under stress conditions. *Euphytica* 214: 145.
- Akbar MR, Purwoko BS, Dewi IS, Suwarno WB, Sugiyanta. 2019. Selection of doubled haploid lines of rainfed lowland rice in preliminary yield trial. *Biodiversitas* 20 (10): 2796-2801.
- Ali F, Ahsan M, Ali Q, Kanwai N. 2017. Phenotypic stability of zea mays grain yield and its attributing traits under drought stress. *Front Plant Sci* 8: 1397. DOI: 10.3389/fpls.2017.01397.
- Al-Naggar AMM, Sabry SRS, Atta MMM, El-Aleem OMA. 2015. Effects of salinity on performance, heritability, selection gain and correlations in wheat (*Triticum aestivum* L.) Doubled Haploids. *Scientia Agriculturae* 10: 70-83.
- Alsamir, M., Mahmood, T., Trethowan, R., & Ahmad, N. 2021. An overview of heat stress in tomato (*Solanum lycopersicum* L.). *Saudi Journal of Biological Sciences*, 28(3), 1654-1663.
- Anshori, M. F., Purwoko, B. S., Dewi, I. S., Ardie, S. W., Suwarno, W. B., dan Safitri, H. 2018. Heritabilitas, karakterisasi dan analisis clustergram galur-galur padi dihaploid hasil kultur antera. *J. Agron*, 46(2), 119-125.
- Anshori M, Purwoko B, Dewi I, Ardie S, Suwarno W. 2019. Selection index based on multivariate analysis for selecting doubled-haploid rice lines in lowland saline prone area. *SABRAO J. Breed Genet.* 51: 161-174.
- Anwar HA, Perveen R, Mansha M, Abid M, Sarwar ZM, Aatif HM, Umar Uud, Sajid M, Aslam HMU, Alam MM, Rizwan M, Ikram RM, Alghanem SMS, Rashid A, Khan KA. 2020. assessment of grain yield indices in response to drought stress in wheat (*Triticum aestivum* L.). *Saudi J Biol Sci* 27 (7): 1818-1823.
- Badan Pusat Statistik. 2022. Statistik pertanian. badan pusat statistik dan direktorat jenderal hortikultura republik indonesia, Jakarta.
- Baharuddin, R., Chozin, M. A., dan Syukur, M., 2014. Toleransi 20 genotipe tanaman tomat terhadap naungan. *Jurnal Agronomi Indonesia*, 42(2), 130–135.
- Chaerunnisa, A. N. J., Farid, M., Nasaruddin, A. M., & Messa, J. 2024. transgressive segregant of tomato f4 populations based on fruit yield and lycopene content. *SABRAO J. Breed. Genet.* 56(1), 129-141.
- Fadhilah, A.N.; Farid, M.; Ridwan, I.; Anshori, M.F.; Yassi, A. 2022. genetic parameters and selection index of high-yielding tomato f2 population. *SABRAO J. Breed. Genet.* 54, 1026–1036.
- Fadhli, N. U. R., Farid, M. U. H., Effendi, R. O. Y., Azrai, M., Anshori, M. F. 2020. Multivariate analysis determines secondary characters when selecting adaptive hybrid corn lines under drought stress. *Biodiversitas Journal of Biological Diversity*, 21 (8): 3617-3624.

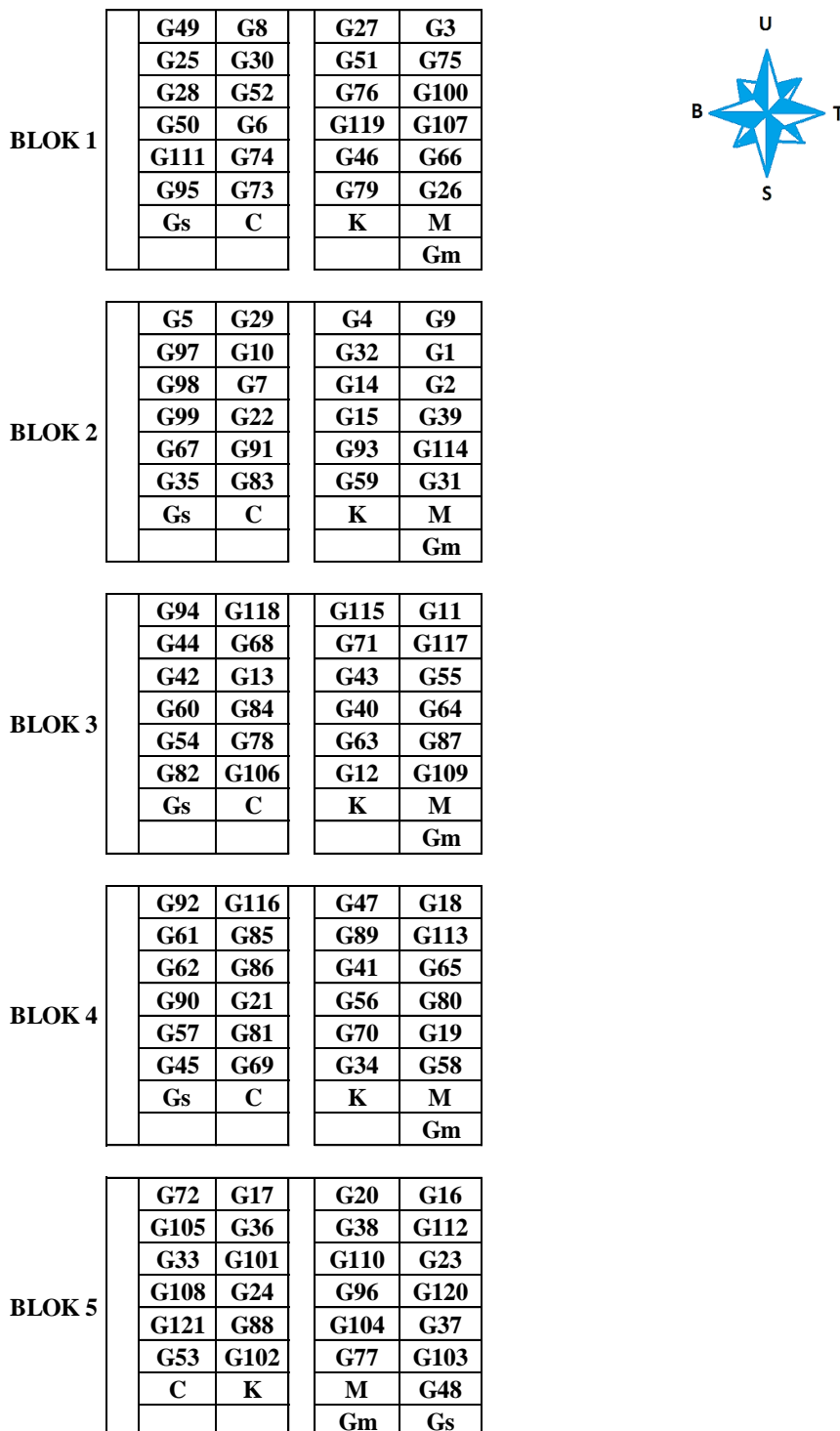
- Fahad S, Bajwa AA, Nazir U, Anjum SA, Farooq A, Zohaib A, Sadia S, Nasim W, Adkins S, Saud S, Ihsan MZ, Alharby H, Wu C, Wang D, Huang J. 2017. crop production under drought and heat stress: plant responses and management options. *Front Plant Sci* 8: 1147.
- Farhah, N., Daryanto, A., Istiqlal, M. R. A. I., Pribadi, E. M., dan Widiyanto, S., 2022. Estimasi nilai ragam genetik dan heritabilitas tomat tipe determinate pada dua lingkungan tanam di dataran rendah. *Jurnal Agro*, 9(1), 80–94. <https://doi.org/10.15575/16276>
- Farid, M., Anshori, M. F., Rossi, R., Haring, F., Mantja, K., Dirpan, A., Larekeng S. T., Mustafa M., Adnan A., Tahara S. A. M., Amier N., Sakinah, A. I. 2024. combining image-based phenotyping and multivariate analysis to estimate fruit fresh weight in segregation lines of lowland tomatoes. *Agronomy*, 14(2), 338.
- Farid, M.; Anshori, M.F.; Ridwan, I. 2022. Tomato F3 lines development and its selection index based on narrow-sense heritability and factor analysis. *Biodiversitas*, 23, 5790–5797.
- Farid, Musa Y, Nasaruddin, Ridwan I. 2019a. Selection of various synthetic maize (*zea mays* L.) genotypes on drought stress condition. *IOP Conf. Series: Earth and Environmental Science* 235 (1): 012027. [Indonesian]
- Fellahi ZEA, Hannachi A, Bouzerzour H. 2018. analysis of direct and indirect selection & indices in bread wheat (*Triticum aestivum* L.) Segregating Progeny. *Intl J Agron* 8312857: 1-11.
- Fernandez GCJ. 1992. Effective selection criteria for assessing stress tolerance. in: kuo cg (eds) proceedings of the international symposium on adaptation of vegetables and other food crops in temperature and water stress. 257: 270. Asian Vegetable Research and Development Center, Tainan, 13-18 August 1992. [Taiwan]
- Gaswanto, R., Kirana, R., and Gunaeni, N. 2021. Utilization of local cayenne pure lines for F1 hybrid breeding program. *IOP Conference Series: Earth and Environmental Science*, 752(1). doi:10.1088/1755-1315/752/1/012042
- Hafsah, S., Ardika, A., Hayati, E., and Firdaus, F. 2020. Estimation of genetic parameters of cayenne peppers (*Capsicum annuum* L.) from IPB university for its resistance against begomoviruses in aceh. *Journal of Tropical Horticulture*, 3(2), 80. doi:10.33089/jthortv3i2.55
- Hammad SAR, Ali OAM. 2014. Physiological and biochemical studies on drought tolerance of wheat plants by application of amino acids and yeast extract. *Ann Agric Sci* 59 (1): 133-145.
- Hartiningih, E. T., Respatijarti., dan Ashari, S., 2017. keragaman genetik 33 famili pada populasi generasi F4 cabai besar (*Capsicum Annuum* L.). *Jurnal Produksi Tanaman*, 5(9), 1570-1577.

- Hasan R, Akand M, Alam N, Bashar A, Huque AKMM. 2016. Genetic association analysis and selection indices for yield attributing traits in available chilli (*Capsicum annum* L.) genotypes. *Mol Plant Breed* 7: 1-9. DOI: 10.5376/mpb.2016.07.0017.
- Hermanto, R., Syukur, M., dan Widodo., 2017. Pendugaan ragam genetik dan heritabilitas karakter hasil dan komponen hasil tomat (*Lycopersicum esculentum* Mill.) di dua lokasi. *Jurnal Hortikultura Indonesia*, 8(1), 31–38. <https://doi.org/10.29244/Jhi.8.1.31-38>
- Idham, M. M., Ardian, dan Murniatoi., 2011. Keragaan beberapa genotipe tomat (*Lycopersicum esculentum* Mill.) di dataran rendah. *Jurnal Online Mahasiswa Fakultas Pertanian Universitas Riau*, 1(1), 1–9.
- Istianingrum, P., dan Damanhuri., 2016. Keragaman dan heritabilitas sembilan genotipe tomat (*Lycopersicum esculentum* Mill.) pada budidaya organik. *Jur.Agroekotek*, 8(2), 70-81.
- Kamanga R. M., Mbega E., Ndakidemi P. 2018. Drought tolerance mechanisms in plants: physiological responses associated with water deficit stress in solanum lycopersicum. *Adv Crop Sci Tech* 6: 362. doi:10.4172/2329-8863.1000362.
- Klunklin, W., and Savage, G. 2017. Effect on quality characteristics of tomatoes grown under well-watered and drought stress conditions. *Foods*, 6(8), 56. doi.org/10.3390/foods6080056
- Kose A, Onder O, Bilir O, Kosar F. 2018. Application of multivariate statistical analysis for breeding strategies of spring safflower (*Carthamus tinctorius* L.). *Turk J Field Crops*. 23 (1): 12-19.
- Kumar R, Kaul J, Dubey RB, Singode A, Chikkappa GK, Manivannan A, Debnath MK. 2015. Assessment of drought tolerance in maize (*zea mays* l.) based on different indices. *SABRAO J Breed Genet* 47 (3): 291-298.
- Li, Y., Wang, H., Zhang, Y., & Martin, C. 2018. Can the world's favorite fruit, tomato, provide an effective biosynthetic chassis for high-value metabolites?. *Plant Cell Reports*, 37, 1443-1450.
- Liferdi, L., Poerwanto, R., Susila, A. D., Idris, K., Mangku I. 2008. Korelasi kadar hara fosfor dengan produksi tanaman manggis. *Jurnal Hortikultura*, 18(3).
- Martí, R., Roselló, S., & Cebolla-Cornejo, J. 2016. Tomatoes are a source of carotenoids and polyphenols targeted at cancer prevention. *Cancers*, 8(6), 58.
- Mawasid, F.P.; Syukur, M. Trikoesoemaningtyas. 2019. Epistatic gene control on the yield of tomato at medium elevation in the tropical agroecosystem. *Biodiversitas*, 20, 1880–1886.
- Mustafa, M.; Syukur, M.; Sutjahjo, S.H. Sobir. 2019. Inheritance study for fruit characters of tomato IPBT78 x IPBT73 using joint scaling test. *IOP Conf. Ser. Earth Environ. Sci.*, 382, 012009.

- Peternelli LA, Moreira EFA, Nascimento M, Cruz CD. 2017. Artificial neural networks and linear discriminant analysis in early selection among sugarcane families. *Crop Breed Appl Biotechnol* 17: 299-305.
- Priyanto, S. B., Muhammad, A., Syakir, M. 2018. Analisis ragam genetik, heritabilitas , dan sidik lintas karakter agronomik jagung hibrida silang tunggal. *Jurnal Informatika Pertanian*, 27 (1): 1-8.
- Quinet, M., Angosto, T., Yuste-Lisbona, F. J., Blanchard-Gros, R., Bigot, S., Martinez, J. P., Lutts, S. 2019. Tomato fruit development and metabolism. *Frontiers in plant science*, 10, 1-23
- Rasheed, A., Ilyas, M., Khan, T.N., Mahmood, A., Riaz, U., Chattha, M.B., Al Kashgry, N.A.T., Binothman, N., Hassan, M.U., Wu, Z. & Qari S. H 2023. Study of genetic variability, heritability, and genetic advance for yield-related traits in tomato (*Solanum lycopersicon* Mill.). *Front. Genet*, 13, 1–13.
- Reddy VR, Jabeen F 2016. Narrow sense heritability, correlation and path analysis in maize (*Zea mays* L.). *SABRAO J. Breed. Genet.* 48(2): 120-126.
- Safitri H, Purwoko BS, Dewi IS, Ardie SW. 2016. Morpho-physiological response of rice genotypes grown under saline conditions. *J ISSAAS* 22: 52-63.
- Sah RP, Chakraborty M, Prasad K, Pandit M, Tudu VK, Chakravarty MK, Narayan SC, Rana M, Moharana D. 2020. Impact of water deficit stress in maize: Phenology and yield components. *Sci Rep* 10: 2944. doi.org/10.1038/s41598-020-59689-7.
- Sakinah, A. I., Farid, M., Musa, Y., Hairmansis, A., Anshori, M. F. 2024. Seedling stage image-based phenotyping selection criteria through tolerance indices on drought and salinity stress in rice. *Plant Breeding and Biotechnology*, 12, 43-58.
- Syukur, M., Maharijaya, A., Nurcholis, W., Ritonga, A. W., Istiqlal, M. R. A., Hakim, A., Sulassih, S., Perdani, A. Y., Pangestu, A. Y., Hatta, A. N. N. L., and Sahid, Z. D. 2023. biochemical and yield component of hybrid chili (*capsicum annum* L.) resulting from full diallel crosses. *Horticulturae*, 9(6). doi:10.3390/horticulturae9060620
- Syukur, M., S. Sujiprihati, Dan R. Yunianti. 2015. Teknik pemuliaan tanaman. penebar swadaya, Jakarta.
- Widyawati, Z., Yulianah, I., dan Respatijarti. 2014. Heritabilitas dan kemajuan genetik harapan populasi F2 pada tanaman cabai besar (*Capsicum annum* L.). *Jurnal Produksi Tanaman*, 2(3), 247-252.
- Yuan, X. K., Yang, Z. Q., Li, Y. X., Liu, Q., Han, W. 2016. Effects of different levels of water stress on leaf photosynthetic characteristics and antioxidant enzyme activities of greenhouse tomato. *Photosynthetica*, 54(1), 28-39.
- Yunandra, Y., Deviona, D., Zuhry, E., Syukur, M., Ardian, A., Effendi, A., Nurbaiti, N., Yoseva, S., Auliyanda, F.N. 2023. Selection criteria for lowland tomatoes (*Solanum lycopersicum* L.). *E3S Web Conf.*, 373, 03005.

**LAMPIRAN**

**Gambar Lampiran 1a.** Denah penelitian kebun percobaan fakultas pertanian dan kebun *youth learning center* Maros.



**Gambar Lampiran 1b.** Keterangan denah penelitian

<b>G1</b>	MC74.12.5.6	<b>G43</b>	MC12.3.5.11	<b>G85</b>	MC38.8.3.8
<b>G2</b>	MC29.4.5.3	<b>G44</b>	MC12.3.5.3	<b>G86</b>	MC38.7.5.3
<b>G3</b>	MC74.2.7.4	<b>G45</b>	MC12.3.5.8	<b>G87</b>	MC30.10.4.9
<b>G4</b>	MC10.7.2.6	<b>G46</b>	MC29.4.5.1	<b>G88</b>	MC74.12.8.6
<b>G5</b>	MC8.3.3.11	<b>G47</b>	MC8.3.3.2	<b>G89</b>	MC29.4.6.11
<b>G6</b>	MC10.4.5.5	<b>G48</b>	MC9.2.4.5	<b>G90</b>	KM3.1.8.6
<b>G7</b>	KM23.3.3.10	<b>G49</b>	KBC2.2.9.3	<b>G91</b>	KBC2.1.6.4
<b>G8</b>	MC74.12.6.3	<b>G50</b>	MC1.8.9.5	<b>G92</b>	MC10.7.2.7
<b>G9</b>	MC10.4.6.6	<b>G51</b>	MC1.4.4.5	<b>G93</b>	MC8.11.5.1
<b>G10</b>	MC74.12.5.5	<b>G52</b>	MC74.12.6.12	<b>G94</b>	MC74.12.8.10
<b>G11</b>	MC74.12.8.1	<b>G53</b>	MC74.12.5.3	<b>G95</b>	MC30.10.7.5
<b>G12</b>	MC30.10.4.5	<b>G54</b>	MC74.12.8.2	<b>G96</b>	MC4.3.17.4
<b>G13</b>	MC10.7.2.3	<b>G55</b>	MC74.12.6.4	<b>G97</b>	MC74.12.8.3
<b>G14</b>	MC10.4.6.4	<b>G56</b>	MC10.4.5.7	<b>G98</b>	MC8.11.5.2
<b>G15</b>	MC29.4.6.6	<b>G57</b>	MC10.7.2.1	<b>G99</b>	MC10.7.2.1
<b>G16</b>	MC12.3.2.1	<b>G58</b>	MC30.10.7.8	<b>G100</b>	MC10.7.2.7
<b>G17</b>	MC10.7.2.9	<b>G59</b>	MC74.12.5.9	<b>G101</b>	MC10.7.2.12
<b>G18</b>	MC74.12.6.5	<b>G60</b>	MC74.12.5.1	<b>G102</b>	MC27.12.1.6
<b>G19</b>	MC10.7.6.8	<b>G61</b>	MC12.3.2.6	<b>G103</b>	MC8.11.5.1
<b>G20</b>	MC29.4.6.4	<b>G62</b>	MC79.2.7.9	<b>G104</b>	MC8.3.3.1
<b>G21</b>	MC74.12.8.9	<b>G63</b>	MC74.12.5.7	<b>G105</b>	MC8.3.7.2
<b>G22</b>	KM5.3.6.6	<b>G64</b>	MC30.10.4.2	<b>G106</b>	MC8.3.7.8
<b>G23</b>	MC74.12.5.2	<b>G65</b>	MC29.4.6.10	<b>G107</b>	MC27.7.2.4
<b>G24</b>	MC74.12.5.11	<b>G66</b>	MC74.12.8.5	<b>G108</b>	MC74.12.5.10
<b>G25</b>	MC12.3.2.12	<b>G67</b>	MC74.12.6.6	<b>G109</b>	KM71.10.3.3
<b>G26</b>	MC79.2.7.10	<b>G68</b>	MC74.12.8.12	<b>G110</b>	MC12.3.1.1
<b>G27</b>	MC8.3.7.5	<b>G69</b>	MC8.3.2.12	<b>G111</b>	KM30.5.2.2
<b>G28</b>	MC10.4.5.3	<b>G70</b>	MC2.2.1.4	<b>G112</b>	MC74.12.8.4
<b>G29</b>	MC10.4.6.9	<b>G71</b>	KM30.5.2.6	<b>G113</b>	MC10.4.5.1
<b>G30</b>	MC10.4.5.12	<b>G72</b>	MC10.4.5.6	<b>G114</b>	MC12.3.2.5
<b>G31</b>	KM30.5.2.11	<b>G73</b>	KM30.5.2.1	<b>G115</b>	MC1.1.1.3
<b>G32</b>	KM5.3.4.12	<b>G74</b>	MC1.4.7.6	<b>G116</b>	MC27.7.4.2
<b>G33</b>	KM30.5.2.6	<b>G75</b>	MC12.3.2.3	<b>G117</b>	MC1.4.5.2
<b>G34</b>	MC8.3.3.9	<b>G76</b>	MC12.3.5.9	<b>G118</b>	MC38.7.5.4
<b>G35</b>	MC8.3.7.10	<b>G77</b>	KM2.1.6.5	<b>G119</b>	MC38.7.3.9
<b>G36</b>	MC10.4.6.5	<b>G78</b>	MC9.2.4.11	<b>G120</b>	MC29.4.5.2
<b>G37</b>	MC8.3.2.9	<b>G79</b>	MC29.2.4.11	<b>G121</b>	MC1.4.16.1
<b>G38</b>	MC10.4.6.3	<b>G80</b>	MC29.4.5.10	<b>K</b>	Karuna
<b>G39</b>	MC10.4.6.11	<b>G81</b>	MC74.12.8.7	<b>M</b>	Mawar
<b>G40</b>	MC29.4.6.5	<b>G82</b>	MC1.2.13.6	<b>Gs</b>	Gustavi
<b>G41</b>	MC2.1.17.2	<b>G83</b>	MC8.3.7.6	<b>C</b>	Chung
<b>G42</b>	KM1.1.10.3	<b>G84</b>	MC27.12.2.6	<b>Gm</b>	Gammara

**Tabel Lampiran 1.** Deskripsi varietas tomat Karuna

---

Asal	: Dalam Negeri
Golongan varietas	: Bersari bebas
Tipe tanaman	: interminate
Tinggi tanaman	: 90 – 160 cm
Bentuk penampang batang	: Bulat
Warna batang	: Hijau
Warna daun	: Hijau
Bentuk daun	: Bipinnate (Tipe 2UPoV)
Bentuk bunga	: Seperti bintang
Warna mahkota bunga	: Kuning
Warna kelopak bunga	: Kuning
Warna benangsari	: Putih
Umur mulai berbunga	: 30 – 35 HST
Umur mulai panen	: 60 – 65 HST
Bentuk buah	: Bulat
Bentuk ujung buah	: Rata
Warna buah muda	: Hijau muda
Warna buah tua	: Merah
Rasa daging buah	: Agak Masam
Berat per buah	: 28,5 – 35 g
Wilayah adaptasi	: Dataran rendah –tinggi
Keunggulan	: Tahan penyakit layu bakteri

---

Sumber: *SK Menteri Pertanian (2021)*.



**Tabel Lampiran 2.** Deskripsi varietas tomat Mawar

---

Asal	: Dalam negeri
Golongan varietas	: Bersari bebas
Tipe tanaman	: Indeterminate
Tinggi tanaman	: 50 – 90 cm
Bentuk penampang batang	: Bulat
Warna batang	: Hijau
Warna daun	: Hijau
Bentuk daun	: Bipinnate (Tipe 2UpoV)
Bentuk bunga	: Seperti bintang
Warna mahkota bunga	: Kuning
Warna kelopak bunga	: Kuning
Warna benangsari	: Putih
Umur mulai berbunga	: 30 – 35 HST
Umur mulai panen	: 60 – 75HST
Bentuk buah	: Oval
Bentuk ujung buah	: Rata
Warna buah muda	: Hijau muda
Warna buah tua	: Merah
Rasa daging buah	: Tidak masam
Berat per buah	: 35 gram – 50gram
Wilayah adaptasi	: Dataran rendah –tinggi

---

Sumber: *SK Menteri Pertanian (2021)*.

**Tabel Lampiran 3.** Deskripsi varietas tomat Gustavi

---

Asal	: Dalam negeri
Golongan varietas	: Hibrida
Tipe tanaman	: Indeterminate
Tinggi tanaman	: 99,11 – 141,90 cm
Bentuk penampang batang	: Bulat
Warna batang	: Hijau
Warna daun	: Hijau
Bentuk daun	: Oval
Bentuk bunga	: Seperti bintang
Warna mahkota bunga	: Kuning
Warna kelopak bunga	: Hijau
Warna benang sari	: Kuning
Umur mulai berbunga	: 32 – 35 HST
Umur mulai panen	: 64 – 66HST
Bentuk buah	: Berbentuk hati
Bentuk ujung buah	: Datar
Warna buah muda	: Hijau Kekuningan
Warna buah tua	: Merah
Rasa daging buah	: Manis agak masam
Berat per buah	: 65 gram – 71, 65 gram
Wilayah adaptasi	: Dataran rendah

---

Sumber: *SK Menteri Pertanian (2019)*

**Tabel Lampiran 4.** Deskripsi varietas tomat Chung

---

Asal	: Dalam negeri
Golongan varietas	: Bersari bebas
Tipe tanaman	: Indeterminate
Tinggi tanaman	: 90 cm -160 cm
Bentuk penampang batang	: Bulat
Warna batang	: Hijau
Warna daun	: Hijau
Bentuk daun	: Bipinnate (Tipe 2UpoV)
Bentuk bunga	: Seperti bintang
Warna mahkota bunga	: Kuning
Warna kelopak bunga	: Kuning
Warna benangsari	: Putih
Umur mulai berbunga	: 25 – 30 HST
Umur mulai panen	: 55 – 60HST
Bentuk buah	: Bulat
Bentuk ujung buah	: Rata
Warna buah muda	: Hijau muda
Warna buah tua	: Merah
Rasa daging buah	: Agak masam
Berat per buah	: 2.5 gram – 3.5gram
Wilayah adaptasi	: Dataran rendah –tinggi
Keunggulan	: Tahan penyakit layu bakteri

---

Sumber: *SK Menteri Pertanian (2021)*

**Tabel Lampiran 5.** Deskripsi varietas tomat Gammara

---

Asal	: PT. East West Seed Indonesia
Golongan varietas	: Hibrida
Tipe tanaman	: Determinate
Tinggi tanaman	: 140 – 150 cm
Bentuk penampang batang	: Bulat
Warna batang	: Hijau
Warna daun	: Hijau
Bentuk daun	: Oval
Bentuk bunga	: Seperti terompet
Warna mahkota bunga	: Kuning
Warna kelopak bunga	: Kuning
Warna benangsari	: Putih Kecoklatan
Umur mulai berbunga	: 28 – 30 HST
Umur mulai panen	: 55 – 62 HST
Bentuk buah	: Bulat
Bentuk ujung buah	: Rata
Warna buah muda	: Hijau muda
Warna buah tua	: Merah
Rasa daging buah	: Manis dan tidak masam
Berat per buah	: 53,59 – 60,20 g
Wilayah adaptasi	: Dataran rendah –tinggi
Keunggulan	: Tahan Gemini virus dan umur genjah

---

Sumber: *SK Menteri Pertanian (2021)*.

**Tabel Lampiran 6.** Sidik ragam tinggi tanaman tomat generasi F6

SK	DB	JK	KT	F Hitung	F Tabel	
					0,05	0,01
Lokasi	1	10626,80	10626,80	540,98**	3,90	6,80
Blok (Lok)	8	965,36	120,67	6,14**	2,00	2,63
Perlakuan	134	16671,28	124,41	6,33**	1,31	1,47
Kontrol	4	97,21	24,30	1,24 <sup>tn</sup>	2,43	3,44
Galur (G)	120	4400,24	36,67	1,87**	1,32	1,49
G vs K	1	581,68	581,68	29,61**	3,90	6,80
Galat	157	3084,04	19,64			
Total	291	19755,33				

KK 5,87%

Keterangan: tn = Tidak Berpengaruh Nyata  
\*\* = Berpengaruh Sangat Nyata

**Tabel Lampiran 7.** Sidik ragam tinggi dikotomus tomat generasi F6

SK	DB	JK	KT	F Hitung	F Tabel	
					0,05	0,01
Lokasi	1	1085,63	1085,63	94,33**	3,90	6,80
Blok (Lok)	8	934,87	116,86	10,15**	2,00	2,63
Perlakuan	134	6328,77	47,23	4,10**	1,31	1,47
Kontrol	4	241,81	60,45	5,25**	2,43	3,44
Galur (G)	120	3492,19	29,10	2,53**	1,32	1,49
G vs K	1	574,28	574,28	49,90**	3,90	6,80
Galat	157	1806,94	11,51			
Total	291	8135,72				

KK 11,04%

Keterangan: \*\* = Berpengaruh Sangat Nyata

**Tabel Lampiran 8.** Sidik ragam diameter batang tomat generasi F6

SK	DB	JK	KT	F Hitung	F Tabel	
					0,05	0,01
Lokasi	1	47,17	47,17	77,21**	3,90	6,80
Blok (Lok)	8	19,66	2,46	4,02**	2,00	2,63
Perlakuan	134	488,48	3,65	5,97**	1,31	1,47
Kontrol	4	1,59	0,40	0,65 <sup>tn</sup>	2,43	3,44
Galur (G)	120	82,44	0,69	1,12 <sup>tn</sup>	1,32	1,49
G vs K	1	337,61	337,61	552,66**	3,90	6,80
Galat	157	95,91	0,61			
Total	291	584,39				

KK 6,03%

Keterangan: tn = Tidak Berpengaruh Nyata  
\*\* = Berpengaruh Sangat Nyata

**Tabel Lampiran 9.** Sidik ragam jumlah cabang tomat generasi F6

SK	DB	JK	KT	F Hitung	F Tabel	
					0,05	0,01
Lokasi	1	683,12	683,12	1,95**	3,90	6,80
Blok (Lok)	8	54,51	6,81	1,95 <sup>tn</sup>	2,00	2,63
Perlakuan	134	1757,04	13,11	3,75**	1,31	1,47
Kontrol	4	4,62	1,16	0,33 <sup>tn</sup>	2,43	3,44
Galur (G)	120	853,11	7,11	2,04**	1,32	1,49
G vs K	1	161,67	161,67	46,29**	3,90	6,80
Galat	157	548,33	3,49			
Total	291	2305,38				

KK 22,59%

Keterangan: tn = Tidak Berpengaruh Nyata  
\*\* = Berpengaruh Sangat Nyata

**Tabel Lampiran 10.** Sidik ragam umur berbunga tomat generasi F6

SK	DB	JK	KT	F Hitung	F Tabel	
					0,05	0,01
Lokasi	1	596,80	596,80	568,12**	3,90	6,80
Blok (Lok)	8	10,24	1,28	1,22 <sup>tn</sup>	2,00	2,63
Perlakuan	134	784,36	5,85	5,57**	1,31	1,47
Kontrol	4	3,98	0,99	0,95 <sup>tn</sup>	2,43	3,44
Galur (G)	120	164,43	1,37	1,30 <sup>tn</sup>	1,32	1,49
G vs K	1	8,91	8,91	8,48**	3,90	6,80
Galat	157	164,92	1,05			
Total	291	949,28				

KK 2,88%

Keterangan: tn = Tidak Berpengaruh Nyata  
\*\* = Berpengaruh Sangat Nyata

**Tabel Lampiran 11.** Sidik ragam umur panen tomat generasi F6

SK	DB	JK	KT	F Hitung	F Tabel	
					0,05	0,01
Lokasi	1	681,22	681,22	987,74**	3,90	6,80
Blok (Lok)	8	7,84	0,98	1,42 <sup>tn</sup>	2,00	2,63
Perlakuan	134	1067,06	7,96	11,55**	1,31	1,47
Kontrol	4	3,20	0,80	1,16 <sup>tn</sup>	2,43	3,44
Galur (G)	120	338,45	2,82	4,09**	1,32	1,49
G vs K	1	36,35	36,35	52,71**	3,90	6,80
Galat	157	108,28	0,69			
Total	291	1175,34				

KK 1,10%

Keterangan: tn = Tidak Berpengaruh Nyata  
\*\* = Berpengaruh Sangat Nyata

**Tabel Lampiran 12.** Sidik ragam jumlah bunga per tandan tomat generasi F6

SK	DB	JK	KT	F Hitung	F Tabel	
					0,05	0,01
Lokasi	1	681,20	681,20	987,74**	3,90	6,80
Blok (Lok)	8	7,43	0,93	1,81**	2,00	2,63
Perlakuan	134	309,46	2,31	4,51**	1,31	1,47
Kontrol	4	0,83	0,21	0,40**	2,43	3,44
Galur (G)	120	67,77	0,56	1,10 <sup>tn</sup>	1,32	1,49
G vs K	1	49,79	49,79	97,24**	3,90	6,80
Galat	157	80,40	0,51			
Total	291	389,86				
KK	11,87%					

Keterangan: tn = Tidak Berpengaruh Nyata  
\*\* = Berpengaruh Sangat Nyata

**Tabel Lampiran 13.** Sidik ragam jumlah buah per tandan tomat generasi F6

SK	DB	JK	KT	F Hitung	F Tabel	
					0,05	0,01
Lokasi	1	10,50	10,50	25,09**	3,90	6,80
Blok (Lok)	8	7,82	0,98	2,34*	2,00	2,63
Perlakuan	134	85,90	0,64	1,53**	1,31	1,47
Kontrol	4	0,52	0,13	0,31 <sup>tn</sup>	2,43	3,44
Galur (G)	120	52,54	0,44	1,05 <sup>tn</sup>	1,32	1,49
G vs K	1	14,52	14,52	34,70**	3,90	6,80
Galat	157	65,70	0,42			
Total	291	151,61				
KK	13,62%					

Keterangan: tn = Tidak Berpengaruh Nyata  
\* = Berpengaruh Nyata  
\*\* = Berpengaruh Sangat Nyata

**Tabel Lampiran 14.** Sidik ragam jumlah tandan tomat generasi F6

SK	DB	JK	KT	F Hitung	F Tabel	
					0,05	0,01
Lokasi	1	1984,18	1984,18	610,51**	3,90	6,80
Blok (Lok)	8	16,56	2,07	0,64 <sup>tn</sup>	2,00	2,63
Perlakuan	134	2802,29	20,91	6,43**	1,31	1,47
Kontrol	4	39,74	9,93	3,06*	2,43	3,44
Galur (G)	120	418,86	3,49	1,07 <sup>tn</sup>	1,32	1,49
G vs K	1	342,96	342,96	105,53**	3,90	6,80
Galat	157	510,26	3,25			
Total	291	3312,55				
KK	14,47%					

Keterangan: tn = Tidak Berpengaruh Nyata  
\* = Berpengaruh Nyata  
\*\* = Berpengaruh Sangat Nyata

**Tabel Lampiran 15.** Sidik ragam jumlah buah total tomat generasi F6

SK	DB	JK	KT	F Hitung	F Tabel	
					0,05	0,01
Lokasi	1	72386,67	72386,67	9433,37**	3,90	6,80
Blok (Lok)	8	8,42	1,05	0,14 <sup>tn</sup>	2,00	2,63
Perlakuan	134	73654,11	549,66	71,63**	1,31	1,47
Kontrol	4	16,66	4,17	0,54 <sup>tn</sup>	2,43	3,44
Galur (G)	120	992,55	8,27	1,08 <sup>tn</sup>	1,32	1,49
G vs K	1	249,79	249,79	32,55**	3,90	6,80
Galat	157	1204,74	7,67			
Total	291	74858,84				

KK 9,44%

Keterangan: tn = Tidak Berpengaruh Nyata  
\*\* = Berpengaruh Sangat Nyata

**Tabel Lampiran 16.** Sidik ragam tebal buah tomat generasi F6

SK	DB	JK	KT	F Hitung	F Tabel	
					0,05	0,01
Lokasi	1	57,87	57,87	409,60**	3,90	6,80
Blok (Lok)	8	2,37	0,30	2,09*	2,00	2,63
Perlakuan	134	118,35	0,88	6,25**	1,31	1,47
Kontrol	4	12,72	3,18	22,51**	2,43	3,44
Galur (G)	120	18,34	0,15	1,08 <sup>tn</sup>	1,32	1,49
G vs K	1	27,06	27,06	191,52**	3,90	6,80
Galat	157	22,18	0,14			
Total	291	140,53				

KK 10,14%

Keterangan: tn = Tidak Berpengaruh Nyata  
\* = Berpengaruh Nyata  
\*\* = Berpengaruh Sangat Nyata

**Tabel Lampiran 17.** Sidik ragam panjang buah tomat generasi F6

SK	DB	JK	KT	F Hitung	F Tabel	
					0,05	0,01
Lokasi	1	51,54	51,54	376,78**	3,90	6,80
Blok (Lok)	8	3,70	0,46	3,38**	2,00	2,63
Perlakuan	134	86,07	0,64	4,69**	1,31	1,47
Kontrol	4	5,15	1,29	9,41**	2,43	3,44
Galur (G)	120	18,42	0,15	1,12 <sup>tn</sup>	1,32	1,49
G vs K	1	7,20	7,20	52,63**	3,90	6,80
Galat	157	21,48	0,14			
Total	291	107,55				

KK 8,54%

Keterangan: tn = Tidak Berpengaruh Nyata  
\*\* = Berpengaruh Sangat Nyata



**Tabel Lampiran 18.** Sidik ragam diameter buah tomat generasi F6

SK	DB	JK	KT	F Hitung	F Tabel	
					0,05	0,01
Lokasi	1	36,14	36,14	309,78**	3,90	6,80
Blok (Lok)	8	2,06	0,26	2,21*	2,00	2,63
Perlakuan	134	81,56	0,61	5,22**	1,31	1,47
Kontrol	4	14,36	3,59	30,79**	2,43	3,44
Galur (G)	120	18,27	0,15	1,30 <sup>tn</sup>	1,32	1,49
G vs K	1	10,73	10,73	92,01**	3,90	6,80
Galat	157	18,31	0,12			
Total	291	99,87				

KK 8,02%

Keterangan: tn = Tidak Berpengaruh Nyata  
 \* = Berpengaruh Nyata  
 \*\* = Berpengaruh Sangat Nyata

**Tabel Lampiran 19.** Sidik ragam jumlah rongga tomat generasi F6

SK	DB	JK	KT	F Hitung	F Tabel	
					0,05	0,01
Lokasi	1	94,09	94,09	251,19**	3,90	6,80
Blok (Lok)	8	8,22	1,03	2,74**	2,00	2,63
Perlakuan	134	300,88	2,25	5,99**	1,31	1,47
Kontrol	4	19,59	4,90	13,08**	2,43	3,44
Galur (G)	120	72,37	0,60	1,61**	1,32	1,49
G vs K	1	106,61	106,61	284,64**	3,90	6,80
Galat	157	58,81	0,37			
Total	291	359,69				

KK 11,29%

Keterangan: \*\* = Berpengaruh Sangat Nyata

**Tabel Lampiran 20.** Sidik ragam bobot buah tomat generasi F6

SK	DB	JK	KT	F Hitung	F Tabel	
					0,05	0,01
Lokasi	1	45722,06	45722,06	12150,4**	3,90	6,80
Blok (Lok)	8	72,44	9,06	2,41*	2,00	2,63
Perlakuan	134	46393,88	346,22	92,01**	1,31	1,47
Kontrol	4	46,32	11,58	3,08*	2,43	3,44
Galur (G)	120	460,59	3,84	1,02 <sup>tn</sup>	1,32	1,49
G vs K	1	92,48	92,48	24,58**	3,90	6,80
Galat	157	590,79	3,76			
Total	291	46984,68				

KK 11,91%

Keterangan: tn = Tidak Berpengaruh Nyata  
 \* = Berpengaruh Nyata  
 \*\* = Berpengaruh Sangat Nyata

**Tabel Lampiran 21.** Sidik ragam total padatan terlarut total tomat generasi F6

SK	DB	JK	KT	F Hitung	F Tabel	
					0,05	0,01
Lokasi	1	285,68	285,68	518,18**	3,90	6,80
Blok (Lok)	8	6,33	0,79	1,44 <sup>tn</sup>	2,00	2,63
Perlakuan	134	408,48	3,05	5,53**	1,31	1,47
Kontrol	4	2,67	0,67	1,21 <sup>tn</sup>	2,43	3,44
Galur (G)	120	76,95	0,64	1,16 <sup>tn</sup>	1,32	1,49
G vs K	1	36,86	36,86	66,85**	3,90	6,80
Galat	157	86,55	0,55			
Total	291	495,03				

KK 10,81%

Keterangan: tn = Tidak Berpengaruh Nyata  
\*\* = Berpengaruh Sangat Nyata

**Tabel Lampiran 22.** Sidik ragam jumlah biji per buah tomat generasi F6

SK	DB	JK	KT	F Hitung	F Tabel	
					0,05	0,01
Lokasi	1	8080,94	8080,94	154,15**	3,90	6,80
Blok (Lok)	8	3397,93	424,74	8,10**	2,00	2,63
Perlakuan	134	37324,14	278,54	5,31**	1,31	1,47
Kontrol	4	471,46	117,87	2,25 <sup>tn</sup>	2,43	3,44
Galur (G)	120	12923,65	107,70	2,05**	1,32	1,49
G vs K	1	12450,16	12450,16	237,50**	3,90	6,80
Galat	157	8230,29	52,42			
Total	291	45554,43				

KK 11,68%

Keterangan: tn = Tidak Berpengaruh Nyata  
\*\* = Berpengaruh Sangat Nyata

**Tabel Lampiran 23.** Sidik ragam produksi tomat generasi F6

SK	DB	JK	KT	F Hitung	F Tabel	
					0,05	0,01
Lokasi	1	4064630,44	4064630	1277,77**	3,90	6,80
Blok (Lok)	8	10818,86	1352,36	0,43 <sup>tn</sup>	2,00	2,63
Perlakuan	134	4695573,50	35041,59	11,02**	1,31	1,47
Kontrol	4	9669,81	2417,45	0,76 <sup>tn</sup>	2,43	3,44
Galur (G)	120	424393,56	3536,61	1,11 <sup>tn</sup>	1,32	1,49
G vs K	1	186060,83	186060,83	58,49**	3,90	6,80
Galat	157	499428,03	3181,07			
Total	291	5195001,53				

KK 13,62%

Keterangan: tn = Tidak Berpengaruh Nyata  
\*\* = Berpengaruh Sangat Nyata

Tabel Lampiran 24. Karakter STI tomat hasil analisis pada lingkungan normal dan cekaman kekeringan.

Genotipe	TT	TD	DBT	JC	UB	UP	JBGT	JBHT	JTP	JBT	PB	TB	DB	JR	BB	TPT	JBP	PROD
Karuna	0.92	1.07	0.83	0.68	0.97	0.94	0.75	0.67	0.60	0.28	0.84	1.09	0.91	0.76	0.78	0.76	1.07	0.44
Mawar	0.92	1.19	0.83	0.81	0.99	0.95	0.86	0.64	0.66	0.28	0.98	0.82	1.08	1.18	0.80	0.82	0.89	0.51
Gustavi	0.92	1.18	0.72	0.74	0.97	0.94	0.90	0.65	0.61	0.27	0.84	1.21	0.84	0.86	0.74	0.69	0.73	0.58
Chung	0.85	0.74	0.63	0.80	0.96	0.92	1.05	0.78	0.94	0.33	0.59	0.42	0.50	0.54	0.68	0.82	0.87	0.46
Gammara	0.87	1.03	0.87	0.88	0.99	0.94	0.85	0.54	0.61	0.26	0.99	0.90	1.06	1.16	0.81	0.87	0.79	0.43
MC74.12.5.6	0.88	1.33	0.73	1.20	0.92	0.96	0.91	0.67	0.67	0.33	0.82	0.70	0.78	0.72	0.69	0.76	1.05	0.53
MC29.4.5.3	0.92	1.03	0.72	0.91	0.99	0.98	0.50	0.46	0.67	0.31	0.74	0.88	0.71	0.47	1.02	0.81	1.04	0.64
MC74.2.7.4	0.44	0.63	0.67	0.56	1.00	0.99	0.85	0.85	0.41	0.27	1.12	0.99	0.93	0.51	0.73	0.82	0.96	0.46
MC10.7.2.6	0.97	1.12	0.67	0.49	0.99	1.01	0.89	0.73	0.61	0.33	0.73	0.92	0.69	0.47	0.80	0.90	1.07	0.79
MC8.3.3.11	0.91	0.88	0.66	0.64	1.00	0.92	0.75	0.52	0.53	0.24	0.92	1.01	0.88	0.79	0.70	0.80	1.25	0.54
<b>MC10.4.5.5</b>	1.04	1.23	0.68	0.79	0.90	1.01	0.92	0.67	0.63	0.38	0.93	0.94	0.88	0.67	0.79	0.99	1.13	0.90
<b>KM23.3.3.10</b>	0.92	1.51	0.56	0.83	0.93	0.95	0.73	0.55	0.51	0.38	0.92	0.71	0.85	0.31	0.79	0.82	1.08	0.84
MC74.12.6.3	0.96	1.18	0.75	0.74	0.91	1.00	0.77	0.63	0.71	0.26	0.96	1.04	0.88	0.82	0.76	0.89	0.92	0.51
MC10.4.6.6	0.34	0.53	0.58	0.64	0.90	0.93	0.83	0.64	0.62	0.27	0.83	0.91	0.83	0.77	0.76	0.88	0.74	0.47
MC74.12.5.5	0.71	0.57	0.61	0.70	1.01	0.92	0.69	0.57	0.44	0.31	0.94	1.01	0.90	1.03	0.91	0.85	0.46	0.55
<b>MC74.12.8.1</b>	0.73	0.61	0.67	0.72	0.92	1.02	0.61	0.40	0.71	0.39	0.88	0.79	0.84	0.76	0.96	0.77	0.78	0.69
MC30.10.4.5	0.83	0.77	0.65	0.53	0.90	1.03	0.54	0.48	0.44	0.33	0.80	0.82	0.76	0.69	0.93	0.89	0.98	0.58
<b>MC10.7.2.3</b>	0.97	0.86	0.81	0.62	0.95	1.02	0.46	0.37	0.52	0.34	0.94	0.85	0.89	0.77	1.06	1.08	0.93	0.70
MC10.4.6.4	0.90	1.39	0.69	0.53	1.00	1.04	0.73	0.56	0.49	0.27	0.87	0.89	0.83	0.46	1.01	0.68	0.65	0.53
MC29.4.6.6	0.95	0.94	0.59	0.71	0.94	1.01	0.67	0.59	0.68	0.24	0.96	0.90	0.90	0.73	0.92	0.90	0.49	0.56
<b>MC12.3.2.1</b>	0.83	0.79	0.55	0.46	0.91	0.91	0.66	0.59	0.60	0.39	1.00	0.91	0.94	0.68	1.00	0.86	0.88	0.70
MC10.7.2.9	0.92	1.12	0.78	0.41	1.02	1.00	0.51	0.63	0.49	0.33	0.84	0.86	0.79	0.52	0.74	0.74	0.62	0.62
MC74.12.6.5	0.85	0.90	0.89	0.69	1.05	0.95	0.86	0.61	0.63	0.25	0.90	0.78	0.86	0.85	0.76	0.87	0.71	0.50
MC10.7.6.8	0.78	0.98	0.63	0.50	0.97	0.98	0.52	0.41	0.55	0.31	0.86	0.94	0.82	0.71	0.81	0.94	0.43	0.75
<b>MC29.4.6.4</b>	0.81	0.97	0.60	1.42	0.99	1.01	0.73	0.68	0.50	0.34	0.83	1.00	0.79	0.41	0.71	0.75	0.77	0.74
MC74.12.8.9	0.66	0.50	0.57	0.75	0.97	0.99	0.58	0.59	0.62	0.38	0.52	0.62	0.48	0.45	0.59	0.79	0.70	0.47
KM5.3.6.6	0.88	1.09	0.58	0.68	0.94	1.00	0.93	0.74	0.50	0.37	0.84	0.89	0.80	0.55	0.75	0.74	0.92	0.62
MC74.12.5.2	0.86	0.68	0.83	1.36	0.94	1.00	0.68	0.50	0.57	0.31	0.83	0.58	0.79	0.59	0.85	0.81	1.11	0.48
MC74.12.5.11	0.95	1.13	0.58	0.75	0.94	1.01	1.00	0.76	0.52	0.27	0.91	1.05	0.85	0.31	0.70	0.85	0.97	0.38
MC12.3.2.12	0.75	0.65	0.70	0.65	0.91	0.98	0.71	0.62	0.84	0.28	0.95	1.05	0.81	0.62	0.84	0.89	1.05	0.47
MC79.2.7.10	0.63	0.94	0.60	1.23	1.02	0.99	1.02	0.49	0.57	0.26	0.87	0.78	0.87	0.59	0.81	0.88	0.83	0.38
MC8.3.7.5	0.84	0.77	0.76	0.94	0.94	0.96	0.74	0.53	0.68	0.33	0.74	0.61	0.70	0.53	0.77	1.04	1.05	0.46
MC10.4.5.3	0.78	0.68	0.67	1.02	0.95	0.99	0.62	0.48	0.55	0.30	0.80	0.67	0.75	0.74	0.91	0.94	0.69	0.53
MC10.4.6.9	0.95	0.96	0.66	0.48	0.95	0.93	0.62	0.46	0.53	0.33	0.84	0.72	0.80	0.39	0.70	0.85	0.86	0.58
MC10.4.5.12	0.88	0.82	0.60	0.28	1.03	1.01	0.65	0.57	0.78	0.36	0.75	0.70	0.82	0.65	0.70	0.57	1.02	0.63
KM30.5.2.11	1.01	1.09	0.61	0.49	0.99	0.99	0.73	0.42	0.67	0.32	0.90	0.84	0.92	0.58	0.68	0.70	1.15	0.50
<b>KM5.3.4.12</b>	0.55	0.75	0.77	1.43	0.93	0.98	0.94	0.55	0.67	0.36	0.91	0.68	0.85	0.76	0.82	0.79	0.88	0.81
KM30.5.2.6	0.82	0.51	0.71	1.64	0.98	0.95	0.83	0.54	0.77	0.28	0.74	0.68	0.76	0.63	0.87	0.82	0.66	0.56
MC8.3.3.9	0.90	0.72	0.75	0.83	0.99	0.99	0.66	0.47	0.64	0.30	0.83	0.74	0.86	0.57	0.88	0.84	0.65	0.51
MC8.3.7.10	0.96	1.48	0.63	0.44	0.94	1.00	0.69	0.41	0.62	0.33	0.79	0.54	0.81	0.77	1.05	0.61	1.01	0.71
MC10.4.6.5	0.64	0.64	0.68	0.44	1.01	1.00	0.74	0.44	0.60	0.28	0.84	0.64	0.85	1.03	0.74	0.77	0.90	0.55
MC8.3.2.9	0.91	1.29	0.87	0.48	0.93	0.97	0.71	0.50	0.52	0.35	0.78	0.66	0.80	0.65	0.73	0.56	0.93	0.66
MC10.4.6.3	0.82	0.92	0.67	0.60	0.93	0.97	0.58	0.34	0.52	0.27	0.60	0.62	0.61	0.98	0.75	0.69	1.02	0.57
MC10.4.6.11	0.76	0.70	0.50	0.54	0.93	1.00	0.66	0.41	0.68	0.26	0.80	0.70	0.82	0.69	0.66	0.59	0.87	0.43

Genotipe	TT	TD	DBT	JC	UB	UP	JBGT	JBHT	JTP	JBT	PB	TB	DB	JR	BB	TPT	JBP	PROD	
MC29.4.6.5	1.00	1.00	0.72	0.61	0.97	1.01	0.63	0.40	0.80	0.32	0.74	0.65	0.76	0.67	0.81	0.77	0.68	0.84	
MC2.1.17.2	0.87	1.20	0.76	0.52	1.03	1.00	1.07	0.77	0.67	0.32	0.73	0.70	0.75	0.86	0.81	0.86	0.69	0.61	
KM1.1.10.3	0.88	0.99	0.72	0.27	1.07	0.98	0.71	0.75	0.72	0.32	0.77	0.73	0.79	0.76	0.70	0.77	1.00	0.70	
MC12.3.5.11	0.91	0.76	0.73	0.46	1.02	0.99	0.69	0.58	0.63	0.31	0.89	0.73	0.91	0.69	0.94	0.82	1.00	0.65	
MC12.3.5.3	0.89	0.88	0.64	0.98	1.03	0.95	1.04	0.70	0.47	0.33	0.96	0.82	0.98	0.98	0.72	0.71	0.88	0.61	
MC12.3.5.8	0.97	1.32	0.88	1.06	1.05	0.97	0.87	0.56	0.42	0.30	1.07	0.89	1.03	0.63	0.73	0.47	0.84	0.56	
MC29.4.5.1	0.60	0.98	0.79	0.89	1.00	0.94	0.78	0.66	0.71	0.29	1.03	0.79	0.97	0.95	0.84	0.89	0.89	0.49	
<b>MC8.3.3.2</b>	0.90	0.88	0.66	0.99	0.93	0.97	0.71	0.43	0.57	0.35	0.94	0.93	0.95	0.56	0.67	0.94	0.91	0.80	
MC9.2.4.5	0.84	1.02	0.60	0.43	0.98	0.99	0.79	0.55	0.47	0.28	0.78	0.78	0.80	0.72	0.64	0.82	0.67	0.47	
KBC2.2.9.3	0.81	1.12	0.64	0.43	0.96	0.99	0.88	0.58	0.74	0.34	0.96	0.83	0.98	1.11	0.67	0.67	0.86	0.58	
MC1.8.9.5	0.76	0.73	0.55	1.01	0.99	0.98	0.79	0.63	0.73	0.32	0.60	0.48	0.63	0.69	0.67	0.66	1.01	0.60	
MC1.4.4.5	0.91	0.69	0.77	0.46	0.97	1.00	0.71	0.44	0.92	0.27	0.91	0.80	0.93	0.63	0.66	0.85	0.74	0.40	
MC74.12.6.12	0.85	1.30	0.78	0.60	0.95	1.03	0.76	0.49	0.80	0.27	0.91	0.65	1.03	0.93	0.77	0.59	0.77	1.01	0.49
MC74.12.5.3	0.81	1.04	0.71	0.56	0.98	0.94	0.88	0.58	0.51	0.27	0.90	0.88	0.92	0.60	0.65	0.72	0.75	0.50	
MC74.12.8.2	0.83	0.70	0.61	0.85	1.05	0.95	0.67	0.49	0.58	0.35	0.85	0.93	0.87	0.66	0.61	0.58	0.97	0.58	
MC74.12.6.4	0.79	1.04	0.66	0.78	1.04	1.04	0.97	0.66	0.77	0.27	0.90	0.79	0.92	1.04	0.80	0.67	1.10	0.43	
MC10.4.5.7	0.77	0.85	0.64	0.68	0.96	1.00	0.88	0.65	0.78	0.30	0.86	0.79	0.86	0.67	0.70	0.71	0.66	0.67	
<b>MC10.7.2.1</b>	0.78	0.62	0.68	0.63	1.01	1.02	0.84	0.54	0.86	0.40	0.92	0.69	0.94	0.63	0.61	0.52	0.97	0.80	
MC30.10.7.8	0.90	1.08	0.70	0.33	1.00	0.91	0.64	0.51	0.59	0.30	0.67	0.53	0.73	0.61	0.60	0.65	1.01	0.51	
MC74.12.5.9	0.73	1.05	0.79	1.50	1.00	1.00	0.62	0.52	0.44	0.26	1.00	0.61	0.88	1.28	0.82	0.88	0.88	0.61	
MC74.12.5.1	0.91	1.21	0.65	0.78	0.93	1.03	0.72	0.46	0.48	0.27	0.94	0.80	0.95	0.49	0.56	0.68	1.29	0.52	
MC12.3.2.6	0.85	0.75	0.77	0.85	0.97	1.00	0.73	0.49	0.69	0.28	0.79	0.68	0.78	0.68	0.63	0.73	1.12	0.57	
<b>MC79.2.7.9</b>	0.53	1.09	0.82	0.96	1.01	0.93	0.61	0.58	0.40	0.42	1.02	0.76	0.82	0.59	0.58	0.50	0.78	0.82	
MC74.12.5.7	0.83	1.00	0.79	0.58	1.01	0.94	0.61	0.42	0.51	0.28	0.80	0.80	0.78	0.55	0.68	0.71	0.71	0.85	
MC30.10.4.2	0.57	0.98	0.81	0.48	1.15	0.98	0.60	0.52	0.49	0.28	0.85	0.72	0.92	0.47	0.58	0.70	1.10	0.74	
MC29.4.6.10	0.91	0.95	0.85	0.36	1.04	0.99	0.73	0.73	0.61	0.31	0.90	0.77	0.95	0.44	0.78	0.81	0.95	0.66	
MC74.12.8.5	0.87	1.47	0.78	0.62	1.00	1.03	0.71	0.48	0.48	0.27	0.83	0.80	0.84	0.54	0.70	0.67	1.04	0.44	
MC74.12.6.6	0.87	1.15	0.61	0.76	1.02	0.92	0.78	0.56	0.52	0.27	0.74	0.76	0.75	0.82	0.64	0.66	0.96	0.57	
MC74.12.8.12	0.70	1.07	0.69	0.46	1.04	0.92	0.78	0.53	0.53	0.32	0.78	0.87	0.79	0.64	0.70	0.64	0.64	0.70	
MC8.3.2.12	0.78	0.57	0.60	0.48	0.96	0.93	0.64	0.47	0.57	0.34	0.67	0.59	0.67	0.45	0.51	0.69	1.12	0.69	
MC2.2.1.4	0.92	1.44	0.83	0.49	0.99	0.97	0.67	0.41	0.66	0.25	0.71	0.54	0.72	0.92	0.72	0.67	0.87	0.36	
KM30.5.2.6	0.68	1.24	0.69	0.55	0.97	1.00	0.78	0.52	0.83	0.29	0.83	0.62	0.89	0.85	0.66	0.76	0.97	0.44	
MC10.4.5.6	0.87	1.08	0.71	0.37	1.03	0.99	0.75	0.59	0.81	0.33	0.70	0.79	0.77	0.44	0.74	0.75	1.11	0.70	
KM30.5.2.1	0.80	0.64	0.63	0.44	1.03	1.01	0.68	0.46	0.50	0.25	0.71	0.70	0.72	0.42	0.85	0.46	0.64	0.48	
MC1.4.7.6	0.90	0.92	0.69	1.72	1.02	1.01	0.83	0.60	0.56	0.30	0.85	0.65	0.86	0.72	0.59	0.79	1.03	0.64	
MC12.3.2.3	0.81	1.41	0.72	0.88	0.96	0.98	0.68	0.44	0.75	0.29	0.80	0.87	0.79	0.97	0.55	0.62	1.08	0.46	
MC12.3.5.9	0.86	0.97	0.85	0.38	0.96	0.94	0.97	0.47	0.43	0.30	0.92	0.72	0.92	0.80	0.60	0.62	0.88	0.56	
KM2.1.6.5	0.69	1.23	0.89	0.46	0.98	1.00	0.98	0.44	0.40	0.32	0.85	0.76	0.89	0.56	0.53	0.74	0.82	0.73	
MC9.2.4.11	0.70	0.39	0.63	1.19	1.07	0.99	0.54	0.46	0.93	0.28	0.47	0.51	0.48	0.43	0.51	0.78	0.80	0.56	
MC29.2.4.11	0.62	1.50	0.66	0.51	1.00	1.02	0.54	0.51	0.58	0.32	0.88	0.64	0.94	0.45	0.59	0.68	1.01	0.72	
MC29.4.5.10	0.64	0.62	0.73	0.44	1.01	0.98	0.55	0.40	0.56	0.29	0.83	0.62	0.84	0.62	0.71	0.73	0.70	0.60	
MC74.12.8.7	0.88	0.64	0.90	0.49	0.96	0.95	0.44	0.44	0.59	0.34	0.83	0.75	0.84	0.48	0.62	0.82	0.83	0.66	
MC1.2.13.6	0.86	0.82	0.67	0.29	1.00	1.01	0.69	0.59	0.78	0.34	0.78	0.81	0.81	0.54	0.75	0.59	0.97	0.55	
MC8.3.7.6	0.86	0.66	0.60	0.44	0.98	1.06	0.70	0.45	0.71	0.34	0.80	0.80	0.81	0.75	0.87	0.60	0.53	0.52	
MC27.12.2.6	0.97	1.06	0.64	0.40	1.03	1.04	0.73	0.48	0.75	0.32	0.80	0.76	0.82	0.93	0.90	0.75	0.84	0.56	
MC38.8.3.8	0.61	0.77	0.57	0.28	1.01	1.02	0.83	0.56	0.79	0.35	0.81	0.77	0.77	0.65	0.72	0.64	0.86	0.49	
MC38.7.5.3	0.88	0.93	0.60	0.60	1.01	1.02	0.85	0.60	0.73	0.31	0.82	0.79	0.84	0.63	0.70	0.70	1.00	0.49	

Genotipe	TT	TD	DBT	JC	UB	UP	JBGT	JBHT	JTP	JBT	PB	TB	DB	JR	BB	TPT	JBP	PROD
MC30.10.4.9	0.99	0.96	0.55	0.36	0.95	1.04	0.73	0.49	0.54	0.35	0.74	0.99	0.75	0.91	0.73	0.62	0.53	0.58
MC74.12.8.6	0.99	1.26	0.69	0.29	0.98	1.01	0.84	0.57	0.69	0.32	0.76	0.79	0.77	0.87	0.81	0.73	1.00	0.59
MC29.4.6.11	0.82	0.91	0.72	0.96	1.02	0.95	0.85	0.59	0.61	0.27	0.91	0.97	0.91	0.74	0.92	0.59	0.77	0.45
KM3.1.8.6	0.84	1.06	0.67	0.31	1.04	1.02	0.93	0.66	0.73	0.33	0.96	0.97	0.98	0.80	0.76	0.71	0.79	0.57
KBC2.1.6.4	1.02	0.92	0.65	0.57	0.96	0.99	0.91	0.70	0.53	0.30	0.86	0.87	0.88	0.36	0.70	0.64	0.52	0.48
MC10.7.2.7	0.88	0.83	0.76	0.42	0.97	1.04	0.62	0.39	0.58	0.30	0.87	0.83	0.89	0.53	0.65	0.69	0.89	0.34
<b>MC8.11.5.1</b>	0.94	0.90	0.66	0.63	0.97	0.96	0.72	0.43	0.42	0.34	0.69	0.84	0.70	0.61	0.67	0.74	1.07	0.70
MC74.12.8.10	0.92	0.60	0.61	0.65	0.96	0.98	0.93	0.66	1.14	0.29	0.73	0.67	0.74	0.52	0.65	0.64	0.98	0.41
MC30.10.7.5	0.98	0.83	0.52	0.40	1.03	1.01	0.96	0.89	0.48	0.31	0.73	0.84	0.66	0.37	0.77	0.78	0.74	0.44
MC4.3.17.4	1.00	0.88	0.70	0.53	1.00	1.05	0.55	0.34	0.50	0.29	0.73	0.85	0.74	0.43	0.85	0.84	0.60	0.56
MC74.12.8.3	0.90	0.64	0.62	1.14	0.97	1.04	0.66	0.48	0.84	0.25	0.72	0.81	0.73	0.63	0.67	0.60	0.47	0.29
MC8.11.5.2	0.78	0.57	0.63	0.65	1.00	0.99	0.79	0.55	0.94	0.36	0.80	0.85	0.82	0.45	0.56	0.52	0.79	0.48
MC10.7.2.1	0.99	0.91	0.59	0.69	0.97	0.95	0.66	0.46	0.62	0.33	0.85	0.84	0.86	0.42	0.70	0.79	0.72	0.51
MC10.7.2.7	0.77	0.43	0.55	0.97	1.02	1.01	0.58	0.53	1.00	0.35	0.51	0.62	0.52	0.57	0.74	0.54	0.39	0.61
MC10.7.2.12	0.95	0.92	0.60	0.73	1.00	1.00	0.50	0.43	0.69	0.30	0.87	0.98	0.89	0.56	0.89	0.56	0.72	0.49
<b>MC27.12.1.6</b>	0.89	0.65	0.67	0.64	0.99	0.98	0.57	0.51	0.84	0.39	0.77	0.95	0.77	0.54	0.75	0.51	0.57	0.77
MC8.11.5.1	0.84	0.71	0.92	0.73	0.95	0.99	0.64	0.47	0.76	0.36	0.73	0.80	0.74	0.98	0.79	0.75	0.52	0.60
MC8.3.3.1	0.73	0.79	0.57	0.41	1.04	0.94	0.70	0.50	0.83	0.25	0.88	0.64	0.90	0.59	0.83	0.61	0.57	0.45
MC8.3.7.2	0.71	0.50	0.62	0.53	0.99	0.95	0.59	0.38	0.76	0.26	0.68	0.71	0.70	0.53	0.91	0.91	0.88	0.40
MC8.3.7.8	0.71	0.65	0.46	0.59	1.00	1.02	0.71	0.49	0.71	0.27	0.72	0.77	0.67	0.46	0.65	0.72	0.58	0.50
MC27.7.2.4	0.75	0.50	0.59	0.54	0.94	0.97	0.89	0.41	0.81	0.28	1.02	0.71	0.91	0.76	0.77	0.44	0.90	0.48
MC74.12.5.10	0.91	0.90	0.75	0.55	1.00	1.00	0.93	0.56	0.69	0.26	0.82	0.64	0.77	0.78	0.83	0.74	0.69	0.47
KM71.10.3.3	0.80	0.77	0.65	0.71	0.96	1.00	0.90	0.40	0.75	0.30	0.77	0.69	0.73	0.72	0.63	0.85	0.94	0.63
MC12.3.1.1	0.88	0.93	0.76	0.57	1.06	0.96	1.15	0.84	0.98	0.26	0.68	0.74	0.64	0.41	0.84	0.72	1.18	0.63
KM30.5.2.2	0.92	0.57	0.74	0.52	0.89	0.93	0.94	0.48	0.57	0.24	0.84	0.75	0.79	0.65	0.73	0.95	1.07	0.44
MC74.12.8.4	0.80	0.72	0.63	1.24	1.01	0.91	1.01	0.53	0.60	0.26	0.82	0.77	0.77	0.45	0.86	0.72	0.54	0.50
MC10.4.5.1	0.89	0.77	0.65	1.02	0.94	0.94	1.08	0.67	0.69	0.28	0.80	0.72	0.75	0.58	0.69	0.91	0.83	0.60
MC12.3.2.5	0.89	0.81	0.66	0.97	0.92	0.93	0.87	0.38	0.86	0.23	0.82	0.86	0.76	0.47	0.67	0.90	0.74	0.45
MC1.1.1.3	0.60	0.35	0.47	0.74	0.95	0.97	0.87	0.37	0.64	0.24	0.78	0.76	0.71	0.52	0.78	0.68	1.04	0.47
MC27.7.4.2	0.64	0.30	0.67	0.85	1.03	0.99	0.98	0.60	0.52	0.27	0.87	0.75	0.77	0.69	0.77	0.68	0.63	0.58
MC1.4.5.2	0.79	0.33	0.53	1.04	0.99	0.97	0.63	0.31	0.87	0.33	0.80	0.76	0.73	0.72	0.85	0.72	0.38	0.75
MC38.7.5.4	0.60	0.34	0.62	0.69	0.93	0.96	0.94	0.40	0.85	0.32	0.79	0.77	0.76	0.68	0.47	0.54	0.74	0.60
MC38.7.3.9	0.52	0.44	0.61	0.58	0.89	0.96	0.70	0.42	0.82	0.25	0.81	0.56	0.73	0.56	0.63	0.34	0.71	0.46
MC29.4.5.2	0.93	0.71	0.64	0.99	0.94	0.98	0.72	0.32	0.73	0.26	0.74	0.62	0.68	0.60	0.72	0.44	0.64	0.50
MC1.4.16.1	0.48	0.22	0.44	0.99	1.01	1.03	0.68	0.42	0.99	0.32	0.82	0.75	0.81	0.43	0.69	0.74	0.82	0.62

Keterangan: TT: tinggi tanaman, TD: tinggi dikotomus, DB: diameter batang, JC: jumlah cabang, UB: umur berbunga, UP: umur panen, JBGT: jumlah bunga per tandan, JBHT: jumlah buah per tandan, JTP: jumlah tandan produktif, JBT: jumlah buah total, TB: tebal buah, PB: panjang buah, DB: diameter buah, JR: jumlah rongga, BB: bobot buah, TPT: total padatan terlarut, JBP: jumlah biji per buah, P: produksi.

**Tabel Lampiran 25.** uji lanjut rata-rata tinggi tanaman berbagai galur tomat penanaman F6

Nama Galur	TT	Nama Galur	TT	Nama Galur	TT
(G1)MC74.12.5.6	72.7654	(G46)MC29.4.5.1	83.0154abcde	(G91)KBC2.1.6.4	82.3484acde
(G2)MC29.4.5.3	79.7504d	(G47)MC8.3.3.2	78.2454	(G92)MC10.7.2.7	76.7634
(G3)MC74.2.7.4	74.0654	(G48)MC9.2.4.5	75.8604	(G93)MC8.11.5.1	79.4884d
(G4)MC10.7.2.6	72.9504	(G49)KBC2.2.9.3	74.5104	(G94)MC74.12.8.10	78.2484
(G5)MC8.3.3.11	79.4154d	(G50)MC1.8.9.5	71.9904	(G95)MC30.10.7.5	81.3634d
(G6)MC10.4.5.5	78.3104	(G51)MC1.4.4.5	78.7804d	(G96)MC4.3.17.4	82.3234acde
(G7)KM23.3.3.10	79.3804d	(G52)MC74.12.6.12	76.2804	(G97)MC74.12.8.3	77.5434
(G8)MC74.12.6.3	81.4654d	(G53)MC74.12.5.3	74.1154	(G98)MC8.11.5.2	76.9484
(G9)MC10.4.6.6	72.6304	(G54)MC74.12.8.2	75.6204	(G99)MC10.7.2.1	81.5534d
(G10)MC74.12.5.5	69.9654	(G55)MC74.12.6.4	73.3104	(G100)MC10.7.2.7	72.1284
(G11)MC74.12.8.1	70.8804	(G56)MC10.4.5.7	74.8804	(G101)MC10.7.2.12	79.7884d
(G12)MC30.10.4.5	75.7504	(G57)MC10.7.2.1	74.2004	(G102)MC27.12.1.6	77.8834
(G13)MC10.7.2.3	81.6104d	(G58)MC30.10.7.8	78.1904	(G103)MC8.11.5.1	74.8784
(G14)MC10.4.6.4	79.1254d	(G59)MC74.12.5.9	71.3754	(G104)MC8.3.3.1	70.6984
(G15)MC29.4.6.6	81.0404d	(G60)MC74.12.5.1	78.7654d	(G105)MC8.3.7.2	76.2934
(G16)MC12.3.2.1	76.3554	(G61)MC12.3.2.6	76.5254	(G106)MC8.3.7.8	73.6954
(G17)MC10.7.2.9	79.5654d	(G62)MC79.2.7.9	77.3804	(G107)MC27.7.2.4	71.3704
(G18)MC74.12.6.5	76.9654	(G63)MC74.12.5.7	75.4404	(G108)MC74.12.5.10	78.4904
(G19)MC10.7.6.8	75.5154	(G64)MC30.10.4.2	82.4804acde	(G109)KM71.10.3.3	73.7604
(G20)MC29.4.6.4	74.3854	(G65)MC29.4.6.10	78.6304	(G110)MC12.3.1.1	77.4554
(G21)MC74.12.8.9	67.6654	(G66)MC74.12.8.5	77.4954	(G111)KM30.5.2.2	78.9554d
(G22)KM5.3.6.6	78.1054	(G67)MC74.12.6.6	76.7804	(G112)MC74.12.8.4	73.5054
(G23)MC74.12.5.2	76.9854	(G68)MC74.12.8.12	68.8804	(G113)MC10.4.5.1	77.8704
(G24)MC74.12.5.11	76.3104	(G69)MC8.3.2.12	73.3154	(G114)MC12.3.2.5	77.6504
(G25)MC12.3.2.12	73.0404	(G70)MC2.2.1.4	79.2804d	(G115)MC1.1.1.3	70.1304
(G26)MC79.2.7.10	82.2704acde	(G71)KM30.5.2.6	69.8304	(G116)MC27.7.4.2	65.9304
(G27)MC8.3.7.5	76.0154	(G72)MC10.4.5.6	77.0654	(G117)MC1.4.5.2	73.2054
(G28)MC10.4.5.3	73.2254	(G73)KM30.5.2.1	74.1304	(G118)MC38.7.5.4	64.7054
(G29)MC10.4.6.9	80.8554d	(G74)MC1.4.7.6	78.5804	(G119)MC38.7.3.9	72.1904
(G30)MC10.4.5.12	77.2804	(G75)MC12.3.2.3	74.3504	(G120)MC29.4.5.2	79.2054d
(G31)KM30.5.2.11	82.8154abcde	(G76)MC12.3.5.9	77.0654	(G121)MC1.4.16.1	82.2054ade
(G32)KM5.3.4.12	75.4104	(G77)KM2.1.6.5	58.2654		
(G33)KM30.5.2.6	75.3504	(G78)MC9.2.4.11	68.9204	Karuna (a)	72,90
(G34)MC8.3.3.9	78.6804	(G79)MC29.2.4.11	82.9154abcde	Mawar (b)	73,26
(G35)MC8.3.7.10	81.0654d	(G80)MC29.4.5.10	67.4554	Gustavi (c)	72,97
(G36)MC10.4.6.5	66.7804	(G81)MC74.12.8.7	77.6104	Chung (d)	69,50
(G37)MC8.3.2.9	78.8654d	(G82)MC1.2.13.6	76.3234	Gammara (e)	72,70
(G38)MC10.4.6.3	75.0154	(G83)MC8.3.7.6	76.3234		
(G39)MC10.4.6.11	71.6504	(G84)MC27.12.2.6	81.0384d		
(G40)MC29.4.6.5	82.8054abcde	(G85)MC38.8.3.8	65.6984		
(G41)MC2.1.17.2	76.9554	(G86)MC38.7.5.3	76.7184		
(G42)KM1.1.10.3	77.2804	(G87)MC30.10.4.9	81.5984d		
(G43)MC12.3.5.11	78.9804d	(G88)MC74.12.8.6	81.6134d		
(G44)MC12.3.5.3	78.0804	(G89)MC29.4.6.11	73.9984		
(G45)MC12.3.5.8	81.2004d	(G90)KM3.1.8.6	74.9484		
				BNT	9,25

Keterangan: Angka yang diikuti oleh huruf yang sama pada kolom (a,b,c,d,e) berarti berbeda nyata dengan varietas pembanding Karuna (a), Mawar (b), Gustavi (c), Chung (d), dan Gammara (e) pada uji BNT 0,05%.



**Tabel Lampiran 27.** Uji lanjut rata-rata diameter batang berbagai galur tomat penanaman F6

Nama Galur	DBT	Nama Galur	DBT	Nama Galur	DBT
(G1)MC74.12.5.6	12.773abcde	(G46)MC29.4.5.1	12.963abcde	(G91)KBC2.1.6.4	13.501abcde
(G2)MC29.4.5.3	13.298abcde	(G47)MC8.3.3.2	13.388abcde	(G92)MC10.7.2.7	14.081abcde
(G3)MC74.2.7.4	13.918abcde	(G48)MC9.2.4.5	12.958abcde	(G93)MC8.11.5.1	13.501abcde
(G4)MC10.7.2.6	13.263abcde	(G49)KBC2.2.9.3	13.063abcde	(G94)MC74.12.8.10	13.111abcde
(G5)MC8.3.3.11	13.898abcde	(G50)MC1.8.9.5	12.248acde	(G95)MC30.10.7.5	12.716abcde
(G6)MC10.4.5.5	14.053abcde	(G51)MC1.4.4.5	14.168abcde	(G96)MC4.3.17.4	13.931abcde
(G7)KM23.3.3.10	13.098abcde	(G52)MC74.12.6.12	14.028abcde	(G97)MC74.12.8.3	13.341abcde
(G8)MC74.12.6.3	14.533abcde	(G53)MC74.12.5.3	13.703abcde	(G98)MC8.11.5.2	13.311abcde
(G9)MC10.4.6.6	13.313abcde	(G54)MC74.12.8.2	13.188abcde	(G99)MC10.7.2.1	12.936abcde
(G10)MC74.12.5.5	13.508abcde	(G55)MC74.12.6.4	13.378abcde	(G100)MC10.7.2.7	12.566acde
(G11)MC74.12.8.1	14.018abcde	(G56)MC10.4.5.7	13.248abcde	(G101)MC10.7.2.12	13.496abcde
(G12)MC30.10.4.5	14.033abcde	(G57)MC10.7.2.1	13.568abcde	(G102)MC27.12.1.6	13.801abcde
(G13)MC10.7.2.3	14.063abcde	(G58)MC30.10.7.8	13.186abcde	(G103)MC8.11.5.1	13.886abcde
(G14)MC10.4.6.4	14.148abcde	(G59)MC74.12.5.9	13.896abcde	(G104)MC8.3.3.1	12.776abcde
(G15)MC29.4.6.6	13.353abcde	(G60)MC74.12.5.1	12.871abcde	(G105)MC8.3.7.2	13.286abcde
(G16)MC12.3.2.1	13.038abcde	(G61)MC12.3.2.6	13.801abcde	(G106)MC8.3.7.8	12.662abcde
(G17)MC10.7.2.9	14.768abcde	(G62)MC79.2.7.9	14.031abcde	(G107)MC27.7.2.4	13.692abcde
(G18)MC74.12.6.5	13.848abcde	(G63)MC74.12.5.7	12.831abcde	(G108)MC74.12.5.10	14.857abcde
(G19)MC10.7.6.8	13.773abcde	(G64)MC30.10.4.2	13.921abcde	(G109)KM71.10.3.3	14.212abcde
(G20)MC29.4.6.4	13.423abcde	(G65)MC29.4.6.10	14.231abcde	(G110)MC12.3.1.1	15.007abcde
(G21)MC74.12.8.9	13.223abcde	(G66)MC74.12.8.5	13.841abcde	(G111)KM30.5.2.2	13.232abcde
(G22)KM5.3.6.6	13.443abcde	(G67)MC74.12.6.6	12.716abcde	(G112)MC74.12.8.4	12.717abcde
(G23)MC74.12.5.2	13.488abcde	(G68)MC74.12.8.12	13.096abcde	(G113)MC10.4.5.1	14.167abcde
(G24)MC74.12.5.11	13.418abcde	(G69)MC8.3.2.12	12.456acde	(G114)MC12.3.2.5	14.157abcde
(G25)MC12.3.2.12	14.138abcde	(G70)MC2.2.1.4	14.236abcde	(G115)MC1.1.1.3	12.517acde
(G26)MC79.2.7.10	13.443abcde	(G71)KM30.5.2.6	13.226abcde	(G116)MC27.7.4.2	14.222abcde
(G27)MC8.3.7.5	13.388abcde	(G72)MC10.4.5.6	13.196abcde	(G117)MC1.4.5.2	13.357abcde
(G28)MC10.4.5.3	12.763abcde	(G73)KM30.5.2.1	12.816abcde	(G118)MC38.7.5.4	13.912abcde
(G29)MC10.4.6.9	13.973abcde	(G74)MC1.4.7.6	13.331abcde	(G119)MC38.7.3.9	13.842abcde
(G30)MC10.4.5.12	12.813abcde	(G75)MC12.3.2.3	12.916abcde	(G120)MC29.4.5.2	14.122abcde
(G31)KM30.5.2.11	13.018abcde	(G76)MC12.3.5.9	14.371abcde	(G121)MC1.4.16.1	12.292acde
(G32)KM5.3.4.12	14.218abcde	(G77)KM2.1.6.5	14.611abcde		
(G33)KM30.5.2.6	13.733abcde	(G78)MC9.2.4.11	12.646abcde	Karuna (a)	10,48
(G34)MC8.3.3.9	13.098abcde	(G79)MC29.2.4.11	13.021abcde	Mawar (b)	10,95
(G35)MC8.3.7.10	13.248abcde	(G80)MC29.4.5.10	13.391abcde	Gustavi (c)	10,47
(G36)MC10.4.6.5	12.963abcde	(G81)MC74.12.8.7	14.636abcde	Chung (d)	10,56
(G37)MC8.3.2.9	12.228acde	(G82)MC1.2.13.6	13.676abcde	Gammara (e)	10,53
(G38)MC10.4.6.3	13.523abcde	(G83)MC8.3.7.6	13.076abcde		
(G39)MC10.4.6.11	11.798	(G84)MC27.12.2.6	13.446abcde	BNT	1,63
(G40)MC29.4.6.5	13.728abcde	(G85)MC38.8.3.8	12.641abcde		
(G41)MC2.1.17.2	12.448acde	(G86)MC38.7.5.3	13.066abcde		
(G42)KM1.1.10.3	13.803abcde	(G87)MC30.10.4.9	12.671abcde		
(G43)MC12.3.5.11	12.643abcde	(G88)MC74.12.8.6	13.626abcde		
(G44)MC12.3.5.3	13.193abcde	(G89)MC29.4.6.11	13.876abcde		
(G45)MC12.3.5.8	13.588abcde	(G90)KM3.1.8.6	13.541abcde		

Keterangan: Angka yang diikuti oleh huruf yang sama pada kolom (a,b,c,d,e) berarti berbeda nyata dengan varietas pembanding Karuna (a), Mawar (b), Gustavi (c), Chung (d), dan Gammara (e) pada uji BNT 0,05%.



**Tabel Lampiran 28.** Uji lanjut rata-rata jumlah cabang berbagai galur tomat penanaman F6

Nama Galur	JC	Nama Galur	JC	Nama Galur	JC
(G1)MC74.12.5.6	11.4976abcde	(G46)MC29.4.5.1	9.8886	(G91)KBC2.1.6.4	7.8276
(G2)MC29.4.5.3	10.0826	(G47)MC8.3.3.2	11.6386abcde	(G92)MC10.7.2.7	6.9576
(G3)MC74.2.7.4	7.7476	(G48)MC9.2.4.5	6.8536	(G93)MC8.11.5.1	8.6176
(G4)MC10.7.2.6	7.1776	(G49)KBC2.2.9.3	6.7586	(G94)MC74.12.8.10	8.6276
(G5)MC8.3.3.11	8.2476	(G50)MC1.8.9.5	10.4086ac	(G95)MC30.10.7.5	6.4926
(G6)MC10.4.5.5	9.2976	(G51)MC1.4.4.5	7.0986	(G96)MC4.3.17.4	7.6426
(G7)KM23.3.3.10	9.9626	(G52)MC74.12.6.12	7.9736	(G97)MC74.12.8.3	11.0926abcde
(G8)MC74.12.6.3	9.1926	(G53)MC74.12.5.3	7.6986	(G98)MC8.11.5.2	8.3276
(G9)MC10.4.6.6	8.3826	(G54)MC74.12.8.2	9.5436	(G99)MC10.7.2.1	8.8276
(G10)MC74.12.5.5	8.8226	(G55)MC74.12.6.4	9.0936	(G100)MC10.7.2.7	10.2576a
(G11)MC74.12.8.1	9.0026	(G56)MC10.4.5.7	8.6786	(G101)MC10.7.2.12	9.0226
(G12)MC30.10.4.5	8.0826	(G57)MC10.7.2.1	8.2086	(G102)MC27.12.1.6	8.2726
(G13)MC10.7.2.3	8.1326	(G58)MC30.10.7.8	5.9306	(G103)MC8.11.5.1	8.9626
(G14)MC10.4.6.4	7.7076	(G59)MC74.12.5.9	14.3256abcde	(G104)MC8.3.3.1	6.6426
(G15)MC29.4.6.6	9.3726	(G60)MC74.12.5.1	9.1906	(G105)MC8.3.7.2	7.5226
(G16)MC12.3.2.1	7.0376	(G61)MC12.3.2.6	9.4906	(G106)MC8.3.7.8	7.9106
(G17)MC10.7.2.9	6.6476	(G62)MC79.2.7.9	11.3256abcde	(G107)MC27.7.2.4	7.8456
(G18)MC74.12.6.5	8.6476	(G63)MC74.12.5.7	7.8656	(G108)MC74.12.5.10	7.6106
(G19)MC10.7.6.8	7.4626	(G64)MC30.10.4.2	7.1156	(G109)KM71.10.3.3	9.0756
(G20)MC29.4.6.4	12.8126abcde	(G65)MC29.4.6.10	6.1406	(G110)MC12.3.1.1	7.8606
(G21)MC74.12.8.9	9.1626	(G66)MC74.12.8.5	8.2606	(G111)KM30.5.2.2	7.4356
(G22)KM5.3.6.6	8.8526	(G67)MC74.12.6.6	9.0156	(G112)MC74.12.8.4	13.5606abcde
(G23)MC74.12.5.2	13.2176abcde	(G68)MC74.12.8.12	6.9756	(G113)MC10.4.5.1	10.9256abcd
(G24)MC74.12.5.11	9.4776	(G69)MC8.3.2.12	7.1406	(G114)MC12.3.2.5	11.0206abcde
(G25)MC12.3.2.12	8.5976	(G70)MC2.2.1.4	7.2056	(G115)MC1.1.1.3	9.1106
(G26)MC79.2.7.10	12.4826abcde	(G71)KM30.5.2.6	7.6406	(G116)MC27.7.4.2	9.9856
(G27)MC8.3.7.5	10.2976a	(G72)MC10.4.5.6	6.2906	(G117)MC1.4.5.2	10.6106ac
(G28)MC10.4.5.3	10.5726ac	(G73)KM30.5.2.1	6.8256	(G118)MC38.7.5.4	8.7756
(G29)MC10.4.6.9	7.2476	(G74)MC1.4.7.6	14.4556abcde	(G119)MC38.7.3.9	8.3956
(G30)MC10.4.5.12	5.4736	(G75)MC12.3.2.3	9.6506	(G120)MC29.4.5.2	10.5156ac
(G31)KM30.5.2.11	7.4286	(G76)MC12.3.5.9	6.4306	(G121)MC1.4.16.1	10.2756a
(G32)KM5.3.4.12	12.3936abcde	(G77)KM2.1.6.5	6.9556	Rerata	8,61
(G33)KM30.5.2.6	13.6686abcde	(G78)MC9.2.4.11	11.2756abcde	Karuna (a)	6,20
(G34)MC8.3.3.9	10.2236a	(G79)MC29.2.4.11	7.3556	Mawar (b)	6,78
(G35)MC8.3.7.10	6.9136	(G80)MC29.4.5.10	6.8656	Gustavi (c)	6,43
(G36)MC10.4.6.5	6.8236	(G81)MC74.12.8.7	7.2056	Chung (d)	6,77
(G37)MC8.3.2.9	7.1086	(G82)MC1.2.13.6	5.5776	Gammara (e)	7,07
(G38)MC10.4.6.3	8.0236	(G83)MC8.3.7.6	6.8676	BNT	3,90
(G39)MC10.4.6.11	7.5386	(G84)MC27.12.2.6	6.5426		
(G40)MC29.4.6.5	8.0786	(G85)MC38.8.3.8	5.4776		
(G41)MC2.1.17.2	7.8036	(G86)MC38.7.5.3	8.0476		
(G42)KM1.1.10.3	5.3236	(G87)MC30.10.4.9	6.1776		
(G43)MC12.3.5.11	7.0736	(G88)MC74.12.8.6	5.6626		
(G44)MC12.3.5.3	10.5336ac	(G89)MC29.4.6.11	10.2926a		
(G45)MC12.3.5.8	10.6386ac	(G90)KM3.1.8.6	5.7276		

Keterangan: Angka yang diikuti oleh huruf yang sama pada kolom (a,b,c,d,e) berarti berbeda nyata dengan varietas pembanding Karuna (a), Mawar (b), Gustavi (c), Chung (d), dan Gammara (e) pada uji BNT 0,05%.

**Tabel Lampiran 29.** Uji lanjut rata-rata umur berbunga berbagai galur tomat penanaman F6

Nama Galur	UB	Nama Galur	UB	Nama Galur	UB
(G1)MC74.12.5.6	35.569abcde	(G46)MC29.4.5.1	35.344abcde	(G91)KBC2.1.6.4	34.937abcde
(G2)MC29.4.5.3	35.569abcde	(G47)MC8.3.3.2	34.344abcde	(G92)MC10.7.2.7	35.437abcde
(G3)MC74.2.7.4	35.569abcde	(G48)MC9.2.4.5	34.844abcde	(G93)MC8.11.5.1	35.437abcde
(G4)MC10.7.2.6	36.569abcde	(G49)KBC2.2.9.3	34.844abcde	(G94)MC74.12.8.10	34.937abcde
(G5)MC8.3.3.11	37.069abcde	(G50)MC1.8.9.5	35.344abcde	(G95)MC30.10.7.5	34.937abcde
(G6)MC10.4.5.5	35.069abcde	(G51)MC1.4.4.5	34.844abcde	(G96)MC4.3.17.4	36.937abcde
(G7)KM23.3.3.10	36.069abcde	(G52)MC74.12.6.12	34.344abcde	(G97)MC74.12.8.3	35.437abcde
(G8)MC74.12.6.3	37.569abcde	(G53)MC74.12.5.3	33.344abcde	(G98)MC8.11.5.2	36.937abcde
(G9)MC10.4.6.6	35.069abcde	(G54)MC74.12.8.2	35.344abcde	(G99)MC10.7.2.1	35.437abcde
(G10)MC74.12.5.5	37.569abcde	(G55)MC74.12.6.4	35.844abcde	(G100)MC10.7.2.7	35.937abcde
(G11)MC74.12.8.1	36.069abcde	(G56)MC10.4.5.7	34.344abcde	(G101)MC10.7.2.12	35.437abcde
(G12)MC30.10.4.5	35.569abcde	(G57)MC10.7.2.1	35.344abcde	(G102)MC27.12.1.6	35.937abcde
(G13)MC10.7.2.3	36.569abcde	(G58)MC30.10.7.8	35.301abcde	(G103)MC8.11.5.1	34.937abcde
(G14)MC10.4.6.4	37.569abcde	(G59)MC74.12.5.9	35.301abcde	(G104)MC8.3.3.1	35.937abcde
(G15)MC29.4.6.6	36.569abcde	(G60)MC74.12.5.1	34.301abcde	(G105)MC8.3.7.2	34.437abcde
(G16)MC12.3.2.1	36.069abcde	(G61)MC12.3.2.6	34.801abcde	(G106)MC8.3.7.8	34.849abcde
(G17)MC10.7.2.9	38.069ae	(G62)MC79.2.7.9	35.301abcde	(G107)MC27.7.2.4	34.849abcde
(G18)MC74.12.6.5	38.569	(G63)MC74.12.5.7	35.801abcde	(G108)MC74.12.5.10	35.849abcde
(G19)MC10.7.6.8	36.069abcde	(G64)MC30.10.4.2	35.801abcde	(G109)KM71.10.3.3	35.349abcde
(G20)MC29.4.6.4	37.569abcde	(G65)MC29.4.6.10	36.301abcde	(G110)MC12.3.1.1	36.849abcde
(G21)MC74.12.8.9	37.069abcde	(G66)MC74.12.8.5	35.301abcde	(G111)KM30.5.2.2	33.849abcde
(G22)KM5.3.6.6	36.069abcde	(G67)MC74.12.6.6	35.801abcde	(G112)MC74.12.8.4	35.349abcde
(G23)MC74.12.5.2	36.569abcde	(G68)MC74.12.8.12	35.801abcde	(G113)MC10.4.5.1	34.349abcde
(G24)MC74.12.5.11	35.069abcde	(G69)MC8.3.2.12	34.801abcde	(G114)MC12.3.2.5	33.849abcde
(G25)MC12.3.2.12	36.069abcde	(G70)MC2.2.1.4	35.301abcde	(G115)MC1.1.1.3	34.849abcde
(G26)MC79.2.7.10	38.069ae	(G71)KM30.5.2.6	33.801abcde	(G116)MC27.7.4.2	35.849abcde
(G27)MC8.3.7.5	36.569abcde	(G72)MC10.4.5.6	33.801abcde	(G117)MC1.4.5.2	37.349abcde
(G28)MC10.4.5.3	36.069abcde	(G73)KM30.5.2.1	35.801abcde	(G118)MC38.7.5.4	34.849abcde
(G29)MC10.4.6.9	36.569abcde	(G74)MC1.4.7.6	35.801abcde	(G119)MC38.7.3.9	33.849abcde
(G30)MC10.4.5.12	35.844abcde	(G75)MC12.3.2.3	34.801abcde	(G120)MC29.4.5.2	34.849abcde
(G31)KM30.5.2.11	35.344abcde	(G76)MC12.3.5.9	34.801abcde	(G121)MC1.4.16.1	36.349abcde
(G32)KM5.3.4.12	35.344abcde	(G77)KM2.1.6.5	34.801abcde	Rerata	35,54
(G33)KM30.5.2.6	35.344abcde	(G78)MC9.2.4.11	36.301abcde	Karuna (a)	36,30
(G34)MC8.3.3.9	35.344abcde	(G79)MC29.2.4.11	35.301abcde	Mawar (b)	35,70
(G35)MC8.3.7.10	34.344abcde	(G80)MC29.4.5.10	35.301abcde	Gustavi (c)	35,74
(G36)MC10.4.6.5	35.344abcde	(G81)MC74.12.8.7	34.801abcde	Chung (d)	35,79
(G37)MC8.3.2.9	34.344abcde	(G82)MC1.2.13.6	35.937abcde	Gammara (e)	36,33
(G38)MC10.4.6.3	34.344abcde	(G83)MC8.3.7.6	35.437abcde	BNT	2,14
(G39)MC10.4.6.11	33.844abcde	(G84)MC27.12.2.6	36.437abcde		
(G40)MC29.4.6.5	35.344abcde	(G85)MC38.8.3.8	35.937abcde		
(G41)MC2.1.17.2	35.844abcde	(G86)MC38.7.5.3	35.937abcde		
(G42)KM1.1.10.3	36.344abcde	(G87)MC30.10.4.9	34.937abcde		
(G43)MC12.3.5.11	34.344abcde	(G88)MC74.12.8.6	34.437abcde		
(G44)MC12.3.5.3	35.844abcde	(G89)MC29.4.6.11	34.937abcde		
(G45)MC12.3.5.8	34.844abcde	(G90)KM3.1.8.6	36.437abcde		

Keterangan: Angka yang diikuti oleh huruf yang sama pada kolom (a,b,c,d,e) berarti berbeda nyata dengan varietas pembanding Karuna (a), Mawar (b), Gustavi (c), Chung (d), dan Gammara (e) pada uji BNT 0,05%.

**Tabel Lampiran 30.** Uji lanjut rata-rata umur panen berbagai galur tomat penanaman F6

Nama Galur	UP	Nama Galur	UP	Nama Galur	UP
(G1)MC74.12.5.6	75.9abcde	(G46)MC29.4.5.1	74.4abcde	(G91)KBC2.1.6.4	75.7abcde
(G2)MC29.4.5.3	75.9abcde	(G47)MC8.3.3.2	75.4abcde	(G92)MC10.7.2.7	77.7
(G3)MC74.2.7.4	75.9abcde	(G48)MC9.2.4.5	76.4bce	(G93)MC8.11.5.1	74.7abcde
(G4)MC10.7.2.6	76.9	(G49)KBC2.2.9.3	76.4bce	(G94)MC74.12.8.10	75.7abcde
(G5)MC8.3.3.11	74.4abcde	(G50)MC1.8.9.5	75.9abcde	(G95)MC30.10.7.5	76.7bc
(G6)MC10.4.5.5	76.9	(G51)MC1.4.4.5	76.4bce	(G96)MC4.3.17.4	78.2
(G7)KM23.3.3.10	74.4abcde	(G52)MC74.12.6.12	77.9	(G97)MC74.12.8.3	77.7
(G8)MC74.12.6.3	76.9	(G53)MC74.12.5.3	73.9abcde	(G98)MC8.11.5.2	75.7abcde
(G9)MC10.4.6.6	75.4abcde	(G54)MC74.12.8.2	74.9abcde	(G99)MC10.7.2.1	74.2abcde
(G10)MC74.12.5.5	74.9abcde	(G55)MC74.12.6.4	78.4	(G100)MC10.7.2.7	76.7bc
(G11)MC74.12.8.1	77.4	(G56)MC10.4.5.7	76.9	(G101)MC10.7.2.12	76.2abcde
(G12)MC30.10.4.5	77.9	(G57)MC10.7.2.1	76.9	(G102)MC27.12.1.6	75.2abcde
(G13)MC10.7.2.3	77.4	(G58)MC30.10.7.8	73.3abcde	(G103)MC8.11.5.1	75.7abcde
(G14)MC10.4.6.4	77.9	(G59)MC74.12.5.9	76.3bce	(G104)MC8.3.3.1	75.2abcde
(G15)MC29.4.6.6	76.9	(G60)MC74.12.5.1	77.3	(G105)MC8.3.7.2	74.2abcde
(G16)MC12.3.2.1	73.9abcde	(G61)MC12.3.2.6	76.8c	(G106)MC8.3.7.8	76.7bc
(G17)MC10.7.2.9	76.9	(G62)MC79.2.7.9	73.8abcde	(G107)MC27.7.2.4	74.2abcde
(G18)MC74.12.6.5	74.9abcde	(G63)MC74.12.5.7	74.3abcde	(G108)MC74.12.5.10	75.7abcde
(G19)MC10.7.6.8	75.9abcde	(G64)MC30.10.4.2	75.8abcde	(G109)KM71.10.3.3	75.2abcde
(G20)MC29.4.6.4	76.9	(G65)MC29.4.6.10	76.3bce	(G110)MC12.3.1.1	74.7abcde
(G21)MC74.12.8.9	76.4bce	(G66)MC74.12.8.5	77.8	(G111)KM30.5.2.2	73.7abcde
(G22)KM5.3.6.6	76.4bce	(G67)MC74.12.6.6	73.3abcde	(G112)MC74.12.8.4	72.7abcde
(G23)MC74.12.5.2	76.4bce	(G68)MC74.12.8.12	73.3abcde	(G113)MC10.4.5.1	73.7abcde
(G24)MC74.12.5.11	77.4	(G69)MC8.3.2.12	73.8abcde	(G114)MC12.3.2.5	73.2abcde
(G25)MC12.3.2.12	75.9abcde	(G70)MC2.2.1.4	75.3abcde	(G115)MC1.1.1.3	74.7abcde
(G26)MC79.2.7.10	76.4bce	(G71)KM30.5.2.6	76.3bce	(G116)MC27.7.4.2	75.2abcde
(G27)MC8.3.7.5	75.4abcde	(G72)MC10.4.5.6	76.3bce	(G117)MC1.4.5.2	74.7abcde
(G28)MC10.4.5.3	75.9abcde	(G73)KM30.5.2.1	76.8c	(G118)MC38.7.5.4	74.7abcde
(G29)MC10.4.6.9	74.4abcde	(G74)MC1.4.7.6	76.3bce	(G119)MC38.7.3.9	74.2abcde
(G30)MC10.4.5.12	76.9	(G75)MC12.3.2.3	75.3abcde	(G120)MC29.4.5.2	74.7abcde
(G31)KM30.5.2.11	75.9abcde	(G76)MC12.3.5.9	73.8abcde	(G121)MC1.4.16.1	76.2abcde
(G32)KM5.3.4.12	75.4abcde	(G77)KM2.1.6.5	76.3bce	Rerata	75,82
(G33)KM30.5.2.6	74.4abcde	(G78)MC9.2.4.11	75.8abcde	Karuna (a)	74,50
(G34)MC8.3.3.9	76.4bce	(G79)MC29.2.4.11	76.8c	Mawar (b)	75,00
(G35)MC8.3.7.10	76.4bce	(G80)MC29.4.5.10	75.3abcde	Gustavi (c)	75,10
(G36)MC10.4.6.5	76.9	(G81)MC74.12.8.7	74.8abcde	Chung (d)	74,50
(G37)MC8.3.2.9	75.4abcde	(G82)MC1.2.13.6	76.7bc	Gammara (e)	74,90
(G38)MC10.4.6.3	75.4abcde	(G83)MC8.3.7.6	78.7	BNT	1,73
(G39)MC10.4.6.11	76.9	(G84)MC27.12.2.6	77.7		
(G40)MC29.4.6.5	76.9	(G85)MC38.8.3.8	77.2		
(G41)MC2.1.17.2	76.9	(G86)MC38.7.5.3	76.2abcde		
(G42)KM1.1.10.3	75.9abcde	(G87)MC30.10.4.9	77.7		
(G43)MC12.3.5.11	76.4bce	(G88)MC74.12.8.6	76.2abcde		
(G44)MC12.3.5.3	74.4abcde	(G89)MC29.4.6.11	74.2abcde		
(G45)MC12.3.5.8	75.4abcde	(G90)KM3.1.8.6	76.7bc		

Keterangan: Angka yang diikuti oleh huruf yang sama pada kolom (a,b,c,d,e) berarti berbeda nyata dengan varietas pembanding Karuna (a), Mawar (b), Gustavi (c), Chung (d), dan Gammara (e) pada uji BNT 0,05%.

**Tabel Lampiran 31.** Uji lanjut rata-rata jumlah bunga per tandan berbagai galur tomat penanaman F6

Nama Galur	JBGT	Nama Galur	JBGT	Nama Galur	JBGT
(G1)MC74.12.5.6	6.2592	(G46)MC29.4.5.1	6.3382	(G91)KBC2.1.6.4	6.9652abcde
(G2)MC29.4.5.3	5.3192	(G47)MC8.3.3.2	5.9032	(G92)MC10.7.2.7	5.8052
(G3)MC74.2.7.4	6.7592abce	(G48)MC9.2.4.5	6.1582	(G93)MC8.11.5.1	6.4652c
(G4)MC10.7.2.6	6.8592abcde	(G49)KBC2.2.9.3	6.4882c	(G94)MC74.12.8.10	7.0302abcde
(G5)MC8.3.3.11	6.2592	(G50)MC1.8.9.5	6.1832	(G95)MC30.10.7.5	7.1302abcde
(G6)MC10.4.5.5	7.0442abcde	(G51)MC1.4.4.5	5.8732	(G96)MC4.3.17.4	5.5002
(G7)KM23.3.3.10	6.2592	(G52)MC74.12.6.12	5.9982	(G97)MC74.12.8.3	6.1052
(G8)MC74.12.6.3	6.3542	(G53)MC74.12.5.3	6.5432abc	(G98)MC8.11.5.2	6.5352bc
(G9)MC10.4.6.6	6.6792abc	(G54)MC74.12.8.2	5.7832	(G99)MC10.7.2.1	5.0652
(G10)MC74.12.5.5	6.0192	(G55)MC74.12.6.4	6.9032abcde	(G100)MC10.7.2.7	5.7602
(G11)MC74.12.8.1	5.6642	(G56)MC10.4.5.7	6.5782abc	(G101)MC10.7.2.12	5.2252
(G12)MC30.10.4.5	5.3242	(G57)MC10.7.2.1	6.3832	(G102)MC27.12.1.6	5.5302
(G13)MC10.7.2.3	4.9342	(G58)MC30.10.7.8	5.9952	(G103)MC8.11.5.1	5.8102
(G14)MC10.4.6.4	6.1942	(G59)MC74.12.5.9	5.9802	(G104)MC8.3.3.1	6.1002
(G15)MC29.4.6.6	5.9592	(G60)MC74.12.5.1	6.5302bc	(G105)MC8.3.7.2	5.6852
(G16)MC12.3.2.1	5.8442	(G61)MC12.3.2.6	6.5402bc	(G106)MC8.3.7.8	5.7672
(G17)MC10.7.2.9	5.1742	(G62)MC79.2.7.9	6.1502	(G107)MC27.7.2.4	6.6222abc
(G18)MC74.12.6.5	5.5742	(G63)MC74.12.5.7	5.9202	(G108)MC74.12.5.10	6.6572abc
(G19)MC10.7.6.8	5.3742	(G64)MC30.10.4.2	5.8602	(G109)KM71.10.3.3	6.7272abc
(G20)MC29.4.6.4	6.1692	(G65)MC29.4.6.10	6.3902	(G110)MC12.3.1.1	7.4272abcde
(G21)MC74.12.8.9	5.5242	(G66)MC74.12.8.5	6.4502	(G111)KM30.5.2.2	6.7272abc
(G22)KM5.3.6.6	6.9792abcde	(G67)MC74.12.6.6	6.6752abc	(G112)MC74.12.8.4	6.9872abcde
(G23)MC74.12.5.2	5.9942	(G68)MC74.12.8.12	6.6802abc	(G113)MC10.4.5.1	7.2422abcde
(G24)MC74.12.5.11	5.8742	(G69)MC8.3.2.12	6.2902	(G114)MC12.3.2.5	6.6622abc
(G25)MC12.3.2.12	6.1842	(G70)MC2.2.1.4	6.2652	(G115)MC1.1.1.3	6.4272
(G26)MC79.2.7.10	7.2942abcde	(G71)KM30.5.2.6	6.7302abc	(G116)MC27.7.4.2	6.9672abcde
(G27)MC8.3.7.5	6.2092	(G72)MC10.4.5.6	6.4502	(G117)MC1.4.5.2	5.6822
(G28)MC10.4.5.3	5.6892	(G73)KM30.5.2.1	6.2352	(G118)MC38.7.5.4	6.6822abc
(G29)MC10.4.6.9	5.7292	(G74)MC1.4.7.6	6.9052abcde	(G119)MC38.7.3.9	5.8572
(G30)MC10.4.5.12	5.5182	(G75)MC12.3.2.3	6.3352	(G120)MC29.4.5.2	5.8872
(G31)KM30.5.2.11	6.0432	(G76)MC12.3.5.9	7.4302abcde	(G121)MC1.4.16.1	5.8472
(G32)KM5.3.4.12	6.7632abce	(G77)KM2.1.6.5	6.0302	Rerata	6,20
(G33)KM30.5.2.6	6.3932	(G78)MC9.2.4.11	5.6402	Karuna (a)	5,05
(G34)MC8.3.3.9	5.7632	(G79)MC29.2.4.11	5.6852	Mawar (b)	5,03
(G35)MC8.3.7.10	5.7332	(G80)MC29.4.5.10	5.6902	Gustavi (c)	4,97
(G36)MC10.4.6.5	5.9882	(G81)MC74.12.8.7	5.2452	Chung (d)	5,29
(G37)MC8.3.2.9	5.7732	(G82)MC1.2.13.6	6.0552	Gammara (e)	5,26
(G38)MC10.4.6.3	5.2982	(G83)MC8.3.7.6	6.0902	BNT	1,49
(G39)MC10.4.6.11	5.5932	(G84)MC27.12.2.6	6.2352		
(G40)MC29.4.6.5	5.4882	(G85)MC38.8.3.8	6.6402abc		
(G41)MC2.1.17.2	7.2232abcde	(G86)MC38.7.5.3	6.7702abce		
(G42)KM1.1.10.3	5.7982	(G87)MC30.10.4.9	6.2802		
(G43)MC12.3.5.11	5.9382	(G88)MC74.12.8.6	6.7102abc		
(G44)MC12.3.5.3	5.6432	(G89)MC29.4.6.11	6.7152abc		
(G45)MC12.3.5.8	6.5232c	(G90)KM3.1.8.6	7.0702abcde		

Keterangan: Angka yang diikuti oleh huruf yang sama pada kolom (a,b,c,d,e) berarti berbeda nyata dengan varietas pembanding Karuna (a), Mawar (b), Gustavi (c), Chung (d), dan Gammara (e) pada uji BNT 0,05%.

**Tabel Lampiran 32.** Uji lanjut rata-rata jumlah buah per tandan berbagai galur tomat penanaman F6

Nama Galur	JBHT	Nama Galur	JBHT	Nama Galur	JBHT
(G1)MC74.12.5.6	4.8138	(G46)MC29.4.5.1	5.6248abe	(G91)KBC2.1.6.4	5.6078abe
(G2)MC29.4.5.3	4.5938	(G47)MC8.3.3.2	4.6848	(G92)MC10.7.2.7	4.6328
(G3)MC74.2.7.4	5.9788abcde	(G48)MC9.2.4.5	5.0048	(G93)MC8.11.5.1	5.2528
(G4)MC10.7.2.6	5.6288abe	(G49)KBC2.2.9.3	5.1648	(G94)MC74.12.8.10	5.6728abe
(G5)MC8.3.3.11	4.8138	(G50)MC1.8.9.5	4.9198	(G95)MC30.10.7.5	5.7728abcde
(G6)MC10.4.5.5	5.5988ae	(G51)MC1.4.4.5	4.6898	(G96)MC4.3.17.4	4.3478
(G7)KM23.3.3.10	4.9988	(G52)MC74.12.6.12	4.6748	(G97)MC74.12.8.3	5.1228
(G8)MC74.12.6.3	4.9088	(G53)MC74.12.5.3	5.2198	(G98)MC8.11.5.2	5.2628
(G9)MC10.4.6.6	5.3738	(G54)MC74.12.8.2	4.9098	(G99)MC10.7.2.1	4.1128
(G10)MC74.12.5.5	4.7388	(G55)MC74.12.6.4	5.5798e	(G100)MC10.7.2.7	5.0178
(G11)MC74.12.8.1	4.2188	(G56)MC10.4.5.7	5.4948e	(G101)MC10.7.2.12	4.2928
(G12)MC30.10.4.5	3.9888	(G57)MC10.7.2.1	5.0598	(G102)MC27.12.1.6	4.3528
(G13)MC10.7.2.3	3.7238	(G58)MC30.10.7.8	4.5268	(G103)MC8.11.5.1	4.4528
(G14)MC10.4.6.4	4.9188	(G59)MC74.12.5.9	5.0318	(G104)MC8.3.3.1	4.7428
(G15)MC29.4.6.6	4.6388	(G60)MC74.12.5.1	5.0618	(G105)MC8.3.7.2	4.5478
(G16)MC12.3.2.1	4.4788	(G61)MC12.3.2.6	5.1168	(G106)MC8.3.7.8	3.9168
(G17)MC10.7.2.9	3.9988	(G62)MC79.2.7.9	5.4118	(G107)MC27.7.2.4	4.7168
(G18)MC74.12.6.5	4.1988	(G63)MC74.12.5.7	4.6268	(G108)MC74.12.5.10	4.9468
(G19)MC10.7.6.8	4.3938	(G64)MC30.10.4.2	4.9768	(G109)KM71.10.3.3	4.8418
(G20)MC29.4.6.4	4.7988	(G65)MC29.4.6.10	4.9218	(G110)MC12.3.1.1	5.5218e
(G21)MC74.12.8.9	4.0788	(G66)MC74.12.8.5	5.0518	(G111)KM30.5.2.2	4.8218
(G22)KM5.3.6.6	5.5338e	(G67)MC74.12.6.6	5.2918	(G112)MC74.12.8.4	5.0818
(G23)MC74.12.5.2	4.7138	(G68)MC74.12.8.12	5.2118	(G113)MC10.4.5.1	5.5268e
(G24)MC74.12.5.11	4.4288	(G69)MC8.3.2.12	5.1518	(G114)MC12.3.2.5	4.8168
(G25)MC12.3.2.12	5.2038	(G70)MC2.2.1.4	4.7968	(G115)MC1.1.1.3	4.2268
(G26)MC79.2.7.10	4.8988	(G71)KM30.5.2.6	5.2268	(G116)MC27.7.4.2	5.3968
(G27)MC8.3.7.5	4.7638	(G72)MC10.4.5.6	4.9818	(G117)MC1.4.5.2	4.2768
(G28)MC10.4.5.3	4.3838	(G73)KM30.5.2.1	4.8168	(G118)MC38.7.5.4	4.3868
(G29)MC10.4.6.9	4.5338	(G74)MC1.4.7.6	5.4868e	(G119)MC38.7.3.9	4.5468
(G30)MC10.4.5.12	4.1948	(G75)MC12.3.2.3	4.9168	(G120)MC29.4.5.2	4.1468
(G31)KM30.5.2.11	4.7748	(G76)MC12.3.5.9	5.2968	(G121)MC1.4.16.1	4.8618
(G32)KM5.3.4.12	5.2498	(G77)KM2.1.6.5	3.8468	Rerata	4,86
(G33)KM30.5.2.6	5.1498	(G78)MC9.2.4.11	4.3368	Karuna (a)	4,24
(G34)MC8.3.3.9	4.8548	(G79)MC29.2.4.11	4.9818	Mawar (b)	4,26
(G35)MC8.3.7.10	4.4748	(G80)MC29.4.5.10	4.5668	Gustavi (c)	4,35
(G36)MC10.4.6.5	4.6048	(G81)MC74.12.8.7	4.7068	Chung (d)	4,39
(G37)MC8.3.2.9	4.5948	(G82)MC1.2.13.6	4.6978	Gammara (e)	4,09
(G38)MC10.4.6.3	4.1848	(G83)MC8.3.7.6	4.7328	BNT	1,35
(G39)MC10.4.6.11	4.3898	(G84)MC27.12.2.6	4.9428		
(G40)MC29.4.6.5	4.1648	(G85)MC38.8.3.8	4.9478		
(G41)MC2.1.17.2	5.8998abcde	(G86)MC38.7.5.3	5.4978e		
(G42)KM1.1.10.3	4.5548	(G87)MC30.10.4.9	5.0228		
(G43)MC12.3.5.11	5.2798	(G88)MC74.12.8.6	5.3528		
(G44)MC12.3.5.3	4.3198	(G89)MC29.4.6.11	5.3578		
(G45)MC12.3.5.8	5.2298	(G90)KM3.1.8.6	5.7128abce		

Keterangan: Angka yang diikuti oleh huruf yang sama pada kolom (a,b,c,d,e) berarti berbeda nyata dengan varietas pembanding Karuna (a), Mawar (b), Gustavi (c), Chung (d), dan Gammara (e) pada uji BNT 0,05%.

**Tabel Lampiran 33.** Uji lanjut rata-rata jumlah tandan produktif berbagai galur tomat penanaman F6

Nama Galur	JTP	Nama Galur	JTP	Nama Galur	JTP
(G1)MC74.12.5.6	12.9452	(G46)MC29.4.5.1	13.1972	(G91)KBC2.1.6.4	11.6192
(G2)MC29.4.5.3	13.3602ce	(G47)MC8.3.3.2	12.1972	(G92)MC10.7.2.7	12.4742
(G3)MC74.2.7.4	10.2452	(G48)MC9.2.4.5	10.7872	(G93)MC8.11.5.1	10.2442
(G4)MC10.7.2.6	12.8752	(G49)KBC2.2.9.3	13.4022ace	(G94)MC74.12.8.10	16.9192abcde
(G5)MC8.3.3.11	11.4952	(G50)MC1.8.9.5	13.7972abce	(G95)MC30.10.7.5	12.0542
(G6)MC10.4.5.5	12.7652	(G51)MC1.4.4.5	15.7172abcde	(G96)MC4.3.17.4	11.5342
(G7)KM23.3.3.10	11.8702	(G52)MC74.12.6.12	13.9872abce	(G97)MC74.12.8.3	14.5292abce
(G8)MC74.12.6.3	13.2902ce	(G53)MC74.12.5.3	11.2572	(G98)MC8.11.5.2	15.4692abce
(G9)MC10.4.6.6	12.2752	(G54)MC74.12.8.2	12.1722	(G99)MC10.7.2.1	12.3942
(G10)MC74.12.5.5	10.6952	(G55)MC74.12.6.4	13.7572abce	(G100)MC10.7.2.7	15.9692abcde
(G11)MC74.12.8.1	13.6902abce	(G56)MC10.4.5.7	15.5272abce	(G101)MC10.7.2.12	13.2742c
(G12)MC30.10.4.5	10.6952	(G57)MC10.7.2.1	14.7022abce	(G102)MC27.12.1.6	15.2392abce
(G13)MC10.7.2.3	11.5902	(G58)MC30.10.7.8	12.0642	(G103)MC8.11.5.1	13.7792abce
(G14)MC10.4.6.4	11.3602	(G59)MC74.12.5.9	10.8792	(G104)MC8.3.3.1	14.2192abce
(G15)MC29.4.6.6	12.9452	(G60)MC74.12.5.1	12.2892	(G105)MC8.3.7.2	13.7742abce
(G16)MC12.3.2.1	12.1352	(G61)MC12.3.2.6	13.4192ace	(G106)MC8.3.7.8	13.2492c
(G17)MC10.7.2.9	11.5452	(G62)MC79.2.7.9	10.1892	(G107)MC27.7.2.4	14.1392abce
(G18)MC74.12.6.5	12.4452	(G63)MC74.12.5.7	11.3142	(G108)MC74.12.5.10	13.2792ce
(G19)MC10.7.6.8	12.1802	(G64)MC30.10.4.2	11.7542	(G109)KM71.10.3.3	14.1042abce
(G20)MC29.4.6.4	11.1502	(G65)MC29.4.6.10	12.7542	(G110)MC12.3.1.1	15.5142abce
(G21)MC74.12.8.9	12.2802	(G66)MC74.12.8.5	11.3342	(G111)KM30.5.2.2	12.4142
(G22)KM5.3.6.6	11.2352	(G67)MC74.12.6.6	12.7392	(G112)MC74.12.8.4	12.1892
(G23)MC74.12.5.2	11.9402	(G68)MC74.12.8.12	11.8392	(G113)MC10.4.5.1	13.5042ace
(G24)MC74.12.5.11	11.5402	(G69)MC8.3.2.12	12.3542	(G114)MC12.3.2.5	14.5592abce
(G25)MC12.3.2.12	14.3702abce	(G70)MC2.2.1.4	13.4042ace	(G115)MC1.1.1.3	12.5942
(G26)MC79.2.7.10	11.8102	(G71)KM30.5.2.6	15.0792abce	(G116)MC27.7.4.2	11.4642
(G27)MC8.3.7.5	13.6452ace	(G72)MC10.4.5.6	14.4392abce	(G117)MC1.4.5.2	14.8042abce
(G28)MC10.4.5.3	11.7752	(G73)KM30.5.2.1	11.4892	(G118)MC38.7.5.4	15.2242abce
(G29)MC10.4.6.9	11.4502	(G74)MC1.4.7.6	12.2892	(G119)MC38.7.3.9	14.6192abce
(G30)MC10.4.5.12	13.8422abce	(G75)MC12.3.2.3	14.1892abce	(G120)MC29.4.5.2	13.7592abce
(G31)KM30.5.2.11	12.9372	(G76)MC12.3.5.9	11.1892	(G121)MC1.4.16.1	16.1392abcde
(G32)KM5.3.4.12	13.8272abce	(G77)KM2.1.6.5	10.3892	Rerata	12,88
(G33)KM30.5.2.6	14.1372abce	(G78)MC9.2.4.11	15.6192abcde	Karuna (a)	9,60
(G34)MC8.3.3.9	12.6072	(G79)MC29.2.4.11	11.9742	Mawar (b)	9,92
(G35)MC8.3.7.10	12.5972	(G80)MC29.4.5.10	12.5142	Gustavi (c)	9,49
(G36)MC10.4.6.5	12.0922	(G81)MC74.12.8.7	12.0892	Chung (d)	11,83
(G37)MC8.3.2.9	11.3272	(G82)MC1.2.13.6	13.8442abce	Gammara (e)	9,52
(G38)MC10.4.6.3	11.4072	(G83)MC8.3.7.6	13.2192	BNT	3,76
(G39)MC10.4.6.11	12.9022	(G84)MC27.12.2.6	14.3242abce		
(G40)MC29.4.6.5	14.1372abce	(G85)MC38.8.3.8	14.2192abce		
(G41)MC2.1.17.2	13.8822abce	(G86)MC38.7.5.3	14.1142abce		
(G42)KM1.1.10.3	13.7572abce	(G87)MC30.10.4.9	11.6692		
(G43)MC12.3.5.11	12.5072	(G88)MC74.12.8.6	12.9692		
(G44)MC12.3.5.3	11.1122	(G89)MC29.4.6.11	12.5042		
(G45)MC12.3.5.8	10.6772	(G90)KM3.1.8.6	13.3842ace		

Keterangan: Angka yang diikuti oleh huruf yang sama pada kolom (a,b,c,d,e) berarti berbeda nyata dengan varietas pembanding Karuna (a), Mawar (b), Gustavi (c), Chung (d), dan Gammara (e) pada uji BNT 0,05%.

**Tabel Lampiran 34.** Uji lanjut rata-rata jumlah buah total berbagai galur tomat penanaman F6

Nama Galur	JBT	Nama Galur	JBT	Nama Galur	JBT
(G1)MC74.12.5.6	30.4024	(G46)MC29.4.5.1	30.5174	(G91)KBC2.1.6.4	30.2744
(G2)MC29.4.5.3	29.6624	(G47)MC8.3.3.2	34.4074abcde	(G92)MC10.7.2.7	30.1194
(G3)MC74.2.7.4	28.3824	(G48)MC9.2.4.5	29.7424	(G93)MC8.11.5.1	32.0094
(G4)MC10.7.2.6	28.9674	(G49)KBC2.2.9.3	31.5374	(G94)MC74.12.8.10	28.3994
(G5)MC8.3.3.11	26.0824	(G50)MC1.8.9.5	31.3224	(G95)MC30.10.7.5	30.7144
(G6)MC10.4.5.5	34.3974abcde	(G51)MC1.4.4.5	30.0824	(G96)MC4.3.17.4	28.7344
(G7)KM23.3.3.10	34.0474abce	(G52)MC74.12.6.12	27.8124	(G97)MC74.12.8.3	26.7044
(G8)MC74.12.6.3	27.1024	(G53)MC74.12.5.3	29.0324	(G98)MC8.11.5.2	34.1594abcde
(G9)MC10.4.6.6	29.7024	(G54)MC74.12.8.2	31.7074	(G99)MC10.7.2.1	30.7944
(G10)MC74.12.5.5	28.8324	(G55)MC74.12.6.4	27.6474	(G100)MC10.7.2.7	31.1694
(G11)MC74.12.8.1	33.6824abce	(G56)MC10.4.5.7	29.4924	(G101)MC10.7.2.12	30.1594
(G12)MC30.10.4.5	29.3024	(G57)MC10.7.2.1	33.0624bce	(G102)MC27.12.1.6	34.3594abcde
(G13)MC10.7.2.3	32.0474	(G58)MC30.10.7.8	29.5924	(G103)MC8.11.5.1	32.3894e
(G14)MC10.4.6.4	27.0424	(G59)MC74.12.5.9	28.0674	(G104)MC8.3.3.1	27.9844
(G15)MC29.4.6.6	25.9674	(G60)MC74.12.5.1	28.0424	(G105)MC8.3.7.2	27.0644
(G16)MC12.3.2.1	33.7874abce	(G61)MC12.3.2.6	28.5974	(G106)MC8.3.7.8	28.8434
(G17)MC10.7.2.9	31.6024	(G62)MC79.2.7.9	34.4874abcde	(G107)MC27.7.2.4	29.9434
(G18)MC74.12.6.5	27.0174	(G63)MC74.12.5.7	31.0824	(G108)MC74.12.5.10	27.1634
(G19)MC10.7.6.8	28.1674	(G64)MC30.10.4.2	27.6774	(G109)KM71.10.3.3	30.7484
(G20)MC29.4.6.4	30.7274	(G65)MC29.4.6.10	31.0124	(G110)MC12.3.1.1	28.8484
(G21)MC74.12.8.9	34.1124abcde	(G66)MC74.12.8.5	28.0174	(G111)KM30.5.2.2	27.9784
(G22)KM5.3.6.6	33.9774abce	(G67)MC74.12.6.6	28.0574	(G112)MC74.12.8.4	29.4934
(G23)MC74.12.5.2	29.8824	(G68)MC74.12.8.12	28.8424	(G113)MC10.4.5.1	27.7634
(G24)MC74.12.5.11	30.4224	(G69)MC8.3.2.12	34.0424abce	(G114)MC12.3.2.5	26.1434
(G25)MC12.3.2.12	28.0024	(G70)MC2.2.1.4	27.1524	(G115)MC1.1.1.3	26.5334
(G26)MC79.2.7.10	28.0724	(G71)KM30.5.2.6	29.3524	(G116)MC27.7.4.2	27.1734
(G27)MC8.3.7.5	29.9624	(G72)MC10.4.5.6	30.5024	(G117)MC1.4.5.2	28.8634
(G28)MC10.4.5.3	27.7724	(G73)KM30.5.2.1	26.3874	(G118)MC38.7.5.4	30.4834
(G29)MC10.4.6.9	30.4024	(G74)MC1.4.7.6	31.9824	(G119)MC38.7.3.9	28.1534
(G30)MC10.4.5.12	32.0224	(G75)MC12.3.2.3	30.1574	(G120)MC29.4.5.2	26.4984
(G31)KM30.5.2.11	31.4124	(G76)MC12.3.5.9	30.1374	(G121)MC1.4.16.1	28.4834
(G32)KM5.3.4.12	32.4974e	(G77)KM2.1.6.5	32.1974	Rerata	29,88
(G33)KM30.5.2.6	28.5124	(G78)MC9.2.4.11	30.2424	Karuna (a)	27,46
(G34)MC8.3.3.9	29.7924	(G79)MC29.2.4.11	31.4374	Mawar (b)	27,07
(G35)MC8.3.7.10	29.2624	(G80)MC29.4.5.10	28.5274	Gustavi (c)	27,18
(G36)MC10.4.6.5	30.4974	(G81)MC74.12.8.7	29.6824	Chung (d)	28,32
(G37)MC8.3.2.9	32.6224e	(G82)MC1.2.13.6	31.2694	Gammara (e)	26,58
(G38)MC10.4.6.3	29.0224	(G83)MC8.3.7.6	29.8844	BNT	5,78
(G39)MC10.4.6.11	27.0424	(G84)MC27.12.2.6	30.7144		
(G40)MC29.4.6.5	29.8674	(G85)MC38.8.3.8	31.1794		
(G41)MC2.1.17.2	30.2824	(G86)MC38.7.5.3	29.7544		
(G42)KM1.1.10.3	31.9124	(G87)MC30.10.4.9	31.6194		
(G43)MC12.3.5.11	28.5874	(G88)MC74.12.8.6	29.9094		
(G44)MC12.3.5.3	30.9224	(G89)MC29.4.6.11	27.1494		
(G45)MC12.3.5.8	28.7724	(G90)KM3.1.8.6	31.5794		

Keterangan: Angka yang diikuti oleh huruf yang sama pada kolom (a,b,c,d,e) berarti berbeda nyata dengan varietas pembanding Karuna (a), Mawar (b), Gustavi (c), Chung (d), dan Gammara (e) pada uji BNT 0,05%.

**Tabel Lampiran 35.** Uji lanjut rata-rata tebal buah berbagai galur tomat penanaman F6

Nama Galur	TB	Nama Galur	TB	Nama Galur	TB
(G1)MC74.12.5.6	3.629d	(G46)MC29.4.5.1	3.932bde	(G91)KBC2.1.6.4	4.092bde
(G2)MC29.4.5.3	4.154bde	(G47)MC8.3.3.2	4.212abde	(G92)MC10.7.2.7	3.987bde
(G3)MC74.2.7.4	4.384abcde	(G48)MC9.2.4.5	3.892bde	(G93)MC8.11.5.1	3.997bde
(G4)MC10.7.2.6	4.209abde	(G49)KBC2.2.9.3	4.012bde	(G94)MC74.12.8.10	3.587d
(G5)MC8.3.3.11	4.429abcde	(G50)MC1.8.9.5	3.002d	(G95)MC30.10.7.5	3.997bde
(G6)MC10.4.5.5	4.234abde	(G51)MC1.4.4.5	3.952bde	(G96)MC4.3.17.4	4.017bde
(G7)KM23.3.3.10	3.669d	(G52)MC74.12.6.12	3.642d	(G97)MC74.12.8.3	3.917bde
(G8)MC74.12.6.3	4.444abcde	(G53)MC74.12.5.3	4.102bde	(G98)MC8.11.5.2	4.002bde
(G9)MC10.4.6.6	4.249abde	(G54)MC74.12.8.2	4.197abde	(G99)MC10.7.2.1	3.987bde
(G10)MC74.12.5.5	4.409abcde	(G55)MC74.12.6.4	3.902bde	(G100)MC10.7.2.7	3.432d
(G11)MC74.12.8.1	3.949bde	(G56)MC10.4.5.7	3.882bde	(G101)MC10.7.2.12	4.302abde
(G12)MC30.10.4.5	3.974bde	(G57)MC10.7.2.1	3.642d	(G102)MC27.12.1.6	4.242abde
(G13)MC10.7.2.3	4.059bde	(G58)MC30.10.7.8	3.29d	(G103)MC8.11.5.1	3.922bde
(G14)MC10.4.6.4	4.164bde	(G59)MC74.12.5.9	3.395d	(G104)MC8.3.3.1	3.477d
(G15)MC29.4.6.6	4.234abde	(G60)MC74.12.5.1	3.91bde	(G105)MC8.3.7.2	3.667d
(G16)MC12.3.2.1	4.219abde	(G61)MC12.3.2.6	3.645d	(G106)MC8.3.7.8	3.867bd
(G17)MC10.7.2.9	4.069bde	(G62)MC79.2.7.9	3.86bd	(G107)MC27.7.2.4	3.647d
(G18)MC74.12.6.5	3.829bd	(G63)MC74.12.5.7	3.925bde	(G108)MC74.12.5.10	3.532d
(G19)MC10.7.6.8	4.289abde	(G64)MC30.10.4.2	3.72d	(G109)KM71.10.3.3	3.642d
(G20)MC29.4.6.4	4.414abcde	(G65)MC29.4.6.10	3.83bd	(G110)MC12.3.1.1	3.802bd
(G21)MC74.12.8.9	3.464d	(G66)MC74.12.8.5	3.885bde	(G111)KM30.5.2.2	3.812bd
(G22)KM5.3.6.6	4.179abde	(G67)MC74.12.6.6	3.8bd	(G112)MC74.12.8.4	3.857bd
(G23)MC74.12.5.2	3.319d	(G68)MC74.12.8.12	4.045bde	(G113)MC10.4.5.1	3.722d
(G24)MC74.12.5.11	4.484abcde	(G69)MC8.3.2.12	3.425d	(G114)MC12.3.2.5	4.042bde
(G25)MC12.3.2.12	4.479abcde	(G70)MC2.2.1.4	3.205d	(G115)MC1.1.1.3	3.792bd
(G26)MC79.2.7.10	3.979bde	(G71)KM30.5.2.6	3.44d	(G116)MC27.7.4.2	3.787bd
(G27)MC8.3.7.5	3.404d	(G72)MC10.4.5.6	3.89bde	(G117)MC1.4.5.2	3.792bd
(G28)MC10.4.5.3	3.594d	(G73)KM30.5.2.1	3.695d	(G118)MC38.7.5.4	3.832bd
(G29)MC10.4.6.9	3.839bd	(G74)MC1.4.7.6	3.565d	(G119)MC38.7.3.9	3.362d
(G30)MC10.4.5.12	3.672d	(G75)MC12.3.2.3	4.065bde	(G120)MC29.4.5.2	3.457d
(G31)KM30.5.2.11	4.057bde	(G76)MC12.3.5.9	3.785bd	(G121)MC1.4.16.1	3.777bd
(G32)KM5.3.4.12	3.597d	(G77)KM2.1.6.5	3.865bd	Rerata	3,85
(G33)KM30.5.2.6	3.597d	(G78)MC9.2.4.11	3.11d	Karuna (a)	3,39
(G34)MC8.3.3.9	3.762bd	(G79)MC29.2.4.11	3.55d	Mawar (b)	2,96
(G35)MC8.3.7.10	3.317d	(G80)MC29.4.5.10	3.49d	Gustavi (c)	3,58
(G36)MC10.4.6.5	3.527d	(G81)MC74.12.8.7	3.79bd	Chung (d)	2,12
(G37)MC8.3.2.9	3.587d	(G82)MC1.2.13.6	3.922bde	Gammara (e)	3,09
(G38)MC10.4.6.3	3.467d	(G83)MC8.3.7.6	3.927bde	BNT	0,78
(G39)MC10.4.6.11	3.667d	(G84)MC27.12.2.6	3.782bd		
(G40)MC29.4.6.5	3.557d	(G85)MC38.8.3.8	3.817bd		
(G41)MC2.1.17.2	3.647d	(G86)MC38.7.5.3	3.877bd		
(G42)KM1.1.10.3	3.722d	(G87)MC30.10.4.9	4.317abde		
(G43)MC12.3.5.11	3.737d	(G88)MC74.12.8.6	3.867bd		
(G44)MC12.3.5.3	3.952bde	(G89)MC29.4.6.11	4.362abde		
(G45)MC12.3.5.8	4.117bde	(G90)KM3.1.8.6	4.297abde		

Keterangan: Angka yang diikuti oleh huruf yang sama pada kolom (a,b,c,d,e) berarti berbeda nyata dengan varietas pembanding Karuna (a), Mawar (b), Gustavi (c), Chung (d), dan Gammara (e) pada uji BNT 0,05%.



**Tabel Lampiran 36.** Uji lanjut rata-rata panjang buah berbagai galur tomat penanaman F6

Nama Galur	PB	Nama Galur	PB	Nama Galur	PB
(G1)MC74.12.5.6	4.3714d	(G46)MC29.4.5.1	4.9004acd	(G91)KBC2.1.6.4	4.5154d
(G2)MC29.4.5.3	4.2064d	(G47)MC8.3.3.2	4.7154d	(G92)MC10.7.2.7	4.5304d
(G3)MC74.2.7.4	5.1414abcde	(G48)MC9.2.4.5	4.3254d	(G93)MC8.11.5.1	4.0854
(G4)MC10.7.2.6	4.1414	(G49)KBC2.2.9.3	4.7404acd	(G94)MC74.12.8.10	4.1404
(G5)MC8.3.3.11	4.6564d	(G50)MC1.8.9.5	3.7954	(G95)MC30.10.7.5	4.2104d
(G6)MC10.4.5.5	4.6414d	(G51)MC1.4.4.5	4.5954d	(G96)MC4.3.17.4	4.2104d
(G7)KM23.3.3.10	4.6214d	(G52)MC74.12.6.12	4.6254d	(G97)MC74.12.8.3	4.1754
(G8)MC74.12.6.3	4.7314acd	(G53)MC74.12.5.3	4.5804d	(G98)MC8.11.5.2	4.3654d
(G9)MC10.4.6.6	4.4314d	(G54)MC74.12.8.2	4.4604d	(G99)MC10.7.2.1	4.4804d
(G10)MC74.12.5.5	4.7064d	(G55)MC74.12.6.4	4.5904d	(G100)MC10.7.2.7	3.4354
(G11)MC74.12.8.1	4.5564d	(G56)MC10.4.5.7	4.5004d	(G101)MC10.7.2.12	4.5254d
(G12)MC30.10.4.5	4.3314d	(G57)MC10.7.2.1	4.6404d	(G102)MC27.12.1.6	4.2604d
(G13)MC10.7.2.3	4.6864d	(G58)MC30.10.7.8	3.9584	(G103)MC8.11.5.1	4.2004d
(G14)MC10.4.6.4	4.5264d	(G59)MC74.12.5.9	4.8384acd	(G104)MC8.3.3.1	4.5654d
(G15)MC29.4.6.6	4.7664acd	(G60)MC74.12.5.1	4.7134d	(G105)MC8.3.7.2	4.1154
(G16)MC12.3.2.1	4.8714acd	(G61)MC12.3.2.6	4.3534d	(G106)MC8.3.7.8	4.1394
(G17)MC10.7.2.9	4.4164d	(G62)MC79.2.7.9	4.8934acd	(G107)MC27.7.2.4	4.8844acd
(G18)MC74.12.6.5	4.5814d	(G63)MC74.12.5.7	4.4184d	(G108)MC74.12.5.10	4.4694d
(G19)MC10.7.6.8	4.4814d	(G64)MC30.10.4.2	4.4784d	(G109)KM71.10.3.3	4.3794d
(G20)MC29.4.6.4	4.4264d	(G65)MC29.4.6.10	4.5884d	(G110)MC12.3.1.1	4.0944
(G21)MC74.12.8.9	3.5014	(G66)MC74.12.8.5	4.3984d	(G111)KM30.5.2.2	4.4594d
(G22)KM5.3.6.6	4.4414d	(G67)MC74.12.6.6	4.1984d	(G112)MC74.12.8.4	4.4094d
(G23)MC74.12.5.2	4.4214d	(G68)MC74.12.8.12	4.2934d	(G113)MC10.4.5.1	4.3544d
(G24)MC74.12.5.11	4.6214d	(G69)MC8.3.2.12	3.9984	(G114)MC12.3.2.5	4.3894d
(G25)MC12.3.2.12	4.6964d	(G70)MC2.2.1.4	4.0984	(G115)MC1.1.1.3	4.2794d
(G26)MC79.2.7.10	4.5164d	(G71)KM30.5.2.6	4.4134d	(G116)MC27.7.4.2	4.5144d
(G27)MC8.3.7.5	4.1614	(G72)MC10.4.5.6	4.0634	(G117)MC1.4.5.2	4.3144d
(G28)MC10.4.5.3	4.3114d	(G73)KM30.5.2.1	4.1234	(G118)MC38.7.5.4	4.3144d
(G29)MC10.4.6.9	4.4564d	(G74)MC1.4.7.6	4.4634d	(G119)MC38.7.3.9	4.3644d
(G30)MC10.4.5.12	4.1754	(G75)MC12.3.2.3	4.3534d	(G120)MC29.4.5.2	4.1794d
(G31)KM30.5.2.11	4.5654d	(G76)MC12.3.5.9	4.6684d	(G121)MC1.4.16.1	4.3894d
(G32)KM5.3.4.12	4.6004d	(G77)KM2.1.6.5	4.4784d	Rerata	4.40
(G33)KM30.5.2.6	4.1504	(G78)MC9.2.4.11	3.3184	Karuna (a)	3.96
(G34)MC8.3.3.9	4.4104d	(G79)MC29.2.4.11	4.5634d	Mawar (b)	4.27
(G35)MC8.3.7.10	4.2954d	(G80)MC29.4.5.10	4.4384d	Gustavi (c)	3.96
(G36)MC10.4.6.5	4.4404d	(G81)MC74.12.8.7	4.4284d	Chung (d)	3.41
(G37)MC8.3.2.9	4.2604d	(G82)MC1.2.13.6	4.2754d	Gammara (e)	4.30
(G38)MC10.4.6.3	3.7554	(G83)MC8.3.7.6	4.3754d	BNT	0.77
(G39)MC10.4.6.11	4.3154d	(G84)MC27.12.2.6	4.3504d		
(G40)MC29.4.6.5	4.1504	(G85)MC38.8.3.8	4.3654d		
(G41)MC2.1.17.2	4.1304	(G86)MC38.7.5.3	4.3904d		
(G42)KM1.1.10.3	4.2404d	(G87)MC30.10.4.9	4.2054d		
(G43)MC12.3.5.11	4.5554d	(G88)MC74.12.8.6	4.2454d		
(G44)MC12.3.5.3	4.7554acd	(G89)MC29.4.6.11	4.6204d		
(G45)MC12.3.5.8	5.0054acd	(G90)KM3.1.8.6	4.7404acd		

Keterangan: Angka yang diikuti oleh huruf yang sama pada kolom (a,b,c,d,e) berarti berbeda nyata dengan varietas pembanding Karuna (a), Mawar (b), Gustavi (c), Chung (d), dan Gammara (e) pada uji BNT 0,05%.

**Tabel Lampiran 37. Uji lanjut rata-rata diameter buah berbagai galur tomat penanaman F6**

Nama Galur	DB	Nama Galur	DB	Nama Galur	DB
(G1)MC74.12.5.6	4.2108d	(G46)MC29.4.5.1	4.9838acd	(G91)KBC2.1.6.4	4.5158cd
(G2)MC29.4.5.3	4.0458d	(G47)MC8.3.3.2	4.7988acd	(G92)MC10.7.2.7	4.5308cd
(G3)MC74.2.7.4	4.9108acd	(G48)MC9.2.4.5	4.4088d	(G93)MC8.11.5.1	4.0858d
(G4)MC10.7.2.6	3.9808d	(G49)KBC2.2.9.3	4.8238acd	(G94)MC74.12.8.10	4.1408d
(G5)MC8.3.3.11	4.4958cd	(G50)MC1.8.9.5	3.8788d	(G95)MC30.10.7.5	3.9108d
(G6)MC10.4.5.5	4.4808d	(G51)MC1.4.4.5	4.6788acd	(G96)MC4.3.17.4	4.2108d
(G7)KM23.3.3.10	4.4608d	(G52)MC74.12.6.12	4.7088acd	(G97)MC74.12.8.3	4.1758d
(G8)MC74.12.6.3	4.5708cd	(G53)MC74.12.5.3	4.6638acd	(G98)MC8.11.5.2	4.3658d
(G9)MC10.4.6.6	4.2708d	(G54)MC74.12.8.2	4.5438cd	(G99)MC10.7.2.1	4.4808d
(G10)MC74.12.5.5	4.5458cd	(G55)MC74.12.6.4	4.6738acd	(G100)MC10.7.2.7	3.4358
(G11)MC74.12.8.1	4.3958d	(G56)MC10.4.5.7	4.5838cd	(G101)MC10.7.2.12	4.5258cd
(G12)MC30.10.4.5	4.1708d	(G57)MC10.7.2.1	4.7238acd	(G102)MC27.12.1.6	4.2608d
(G13)MC10.7.2.3	4.5258cd	(G58)MC30.10.7.8	4.1778d	(G103)MC8.11.5.1	4.2008d
(G14)MC10.4.6.4	4.3658d	(G59)MC74.12.5.9	4.8578acd	(G104)MC8.3.3.1	4.5658cd
(G15)MC29.4.6.6	4.6058cd	(G60)MC74.12.5.1	4.7828acd	(G105)MC8.3.7.2	4.1158d
(G16)MC12.3.2.1	4.7108acd	(G61)MC12.3.2.6	4.3928d	(G106)MC8.3.7.8	3.8968d
(G17)MC10.7.2.9	4.2558d	(G62)MC79.2.7.9	4.7678acd	(G107)MC27.7.2.4	4.6418cd
(G18)MC74.12.6.5	4.4208d	(G63)MC74.12.5.7	4.4128d	(G108)MC74.12.5.10	4.2268d
(G19)MC10.7.6.8	4.3208d	(G64)MC30.10.4.2	4.5478cd	(G109)KM71.10.3.3	4.1368d
(G20)MC29.4.6.4	4.2658d	(G65)MC29.4.6.10	4.7378acd	(G110)MC12.3.1.1	3.8518d
(G21)MC74.12.8.9	3.3408	(G66)MC74.12.8.5	4.4678d	(G111)KM30.5.2.2	4.2168d
(G22)KM5.3.6.6	4.2808d	(G67)MC74.12.6.6	4.2678d	(G112)MC74.12.8.4	4.1668d
(G23)MC74.12.5.2	4.2608d	(G68)MC74.12.8.12	4.3628d	(G113)MC10.4.5.1	4.1118d
(G24)MC74.12.5.11	4.4608d	(G69)MC8.3.2.12	4.0678d	(G114)MC12.3.2.5	4.1468d
(G25)MC12.3.2.12	4.5358cd	(G70)MC2.2.1.4	4.1678d	(G115)MC1.1.1.3	4.0368d
(G26)MC79.2.7.10	4.3558d	(G71)KM30.5.2.6	4.4828d	(G116)MC27.7.4.2	4.2718d
(G27)MC8.3.7.5	4.0008d	(G72)MC10.4.5.6	4.3428d	(G117)MC1.4.5.2	4.0718d
(G28)MC10.4.5.3	4.1508d	(G73)KM30.5.2.1	4.1928d	(G118)MC38.7.5.4	4.0718d
(G29)MC10.4.6.9	4.2958d	(G74)MC1.4.7.6	4.5328cd	(G119)MC38.7.3.9	4.1218d
(G30)MC10.4.5.12	4.4038d	(G75)MC12.3.2.3	4.3678d	(G120)MC29.4.5.2	3.9368d
(G31)KM30.5.2.11	4.6488acd	(G76)MC12.3.5.9	4.7178acd	(G121)MC1.4.16.1	4.1468d
(G32)KM5.3.4.12	4.6838acd	(G77)KM2.1.6.5	4.5478cd	Rerata	4,36
(G33)KM30.5.2.6	4.2338d	(G78)MC9.2.4.11	3.3878	Karuna (a)	3,93
(G34)MC8.3.3.9	4.4938cd	(G79)MC29.2.4.11	4.6328cd	Mawar (b)	4,34
(G35)MC8.3.7.10	4.3788d	(G80)MC29.4.5.10	4.5078cd	Gustavi (c)	3,78
(G36)MC10.4.6.5	4.5238cd	(G81)MC74.12.8.7	4.4978cd	Chung (d)	2,85
(G37)MC8.3.2.9	4.3438d	(G82)MC1.2.13.6	4.3258d	Gammara (e)	4,28
(G38)MC10.4.6.3	3.8388d	(G83)MC8.3.7.6	4.3758d	BNT	0,71
(G39)MC10.4.6.11	4.3988d	(G84)MC27.12.2.6	4.3508d		
(G40)MC29.4.6.5	4.2338d	(G85)MC38.8.3.8	4.1658d		
(G41)MC2.1.17.2	4.2138d	(G86)MC38.7.5.3	4.3908d		
(G42)KM1.1.10.3	4.3238d	(G87)MC30.10.4.9	4.2058d		
(G43)MC12.3.5.11	4.6388cd	(G88)MC74.12.8.6	4.2458d		
(G44)MC12.3.5.3	4.8388acd	(G89)MC29.4.6.11	4.6208cd		
(G45)MC12.3.5.8	5.0888abcde	(G90)KM3.1.8.6	4.7408acd		

Keterangan: Angka yang diikuti oleh huruf yang sama pada kolom (a,b,c,d,e) berarti berbeda nyata dengan varietas pembanding Karuna (a), Mawar (b), Gustavi (c), Chung (d), dan Gammara (e) pada uji BNT 0,05%.

**Tabel Lampiran 38.** Uji lanjut rata-rata jumlah rongga berbagai galur tomat penanaman F6

Nama Galur	JR	Nama Galur	JR	Nama Galur	JR
(G1)MC74.12.5.6	5.188ad	(G46)MC29.4.5.1	6.303abcde	(G91)KBC2.1.6.4	5.638acd
(G2)MC29.4.5.3	5.138d	(G47)MC8.3.3.2	6.693abcde	(G92)MC10.7.2.7	5.298acd
(G3)MC74.2.7.4	5.803acd	(G48)MC9.2.4.5	6.088acde	(G93)MC8.11.5.1	5.603acd
(G4)MC10.7.2.6	6.138acde	(G49)KBC2.2.9.3	5.568acd	(G94)MC74.12.8.10	6.388abcde
(G5)MC8.3.3.11	6.028acde	(G50)MC1.8.9.5	5.438acd	(G95)MC30.10.7.5	5.888acd
(G6)MC10.4.5.5	4.888d	(G51)MC1.4.4.5	5.493acd	(G96)MC4.3.17.4	4.888d
(G7)KM23.3.3.10	4.418d	(G52)MC74.12.6.12	6.328abcde	(G97)MC74.12.8.3	5.843acd
(G8)MC74.12.6.3	4.638d	(G53)MC74.12.5.3	5.388acd	(G98)MC8.11.5.2	6.053acde
(G9)MC10.4.6.6	5.003d	(G54)MC74.12.8.2	6.038acde	(G99)MC10.7.2.1	6.068acde
(G10)MC74.12.5.5	5.678acd	(G55)MC74.12.6.4	6.188abcde	(G100)MC10.7.2.7	5.418acd
(G11)MC74.12.8.1	5.023d	(G56)MC10.4.5.7	5.488acd	(G101)MC10.7.2.12	6.443abcde
(G12)MC30.10.4.5	4.553d	(G57)MC10.7.2.1	5.148d	(G102)MC27.12.1.6	5.513acd
(G13)MC10.7.2.3	5.173ad	(G58)MC30.10.7.8	5.868acd	(G103)MC8.11.5.1	7.003abcde
(G14)MC10.4.6.4	4.698d	(G59)MC74.12.5.9	5.968acde	(G104)MC8.3.3.1	5.853acd
(G15)MC29.4.6.6	5.738acd	(G60)MC74.12.5.1	5.253acd	(G105)MC8.3.7.2	6.288abcde
(G16)MC12.3.2.1	5.643acd	(G61)MC12.3.2.6	5.138d	(G106)MC8.3.7.8	5.218ad
(G17)MC10.7.2.9	5.438acd	(G62)MC79.2.7.9	5.468acd	(G107)MC27.7.2.4	6.103acde
(G18)MC74.12.6.5	5.608acd	(G63)MC74.12.5.7	5.433acd	(G108)MC74.12.5.10	6.548abcde
(G19)MC10.7.6.8	4.818d	(G64)MC30.10.4.2	5.008d	(G109)KM71.10.3.3	6.618abcde
(G20)MC29.4.6.4	4.638d	(G65)MC29.4.6.10	4.618d	(G110)MC12.3.1.1	4.868d
(G21)MC74.12.8.9	4.673d	(G66)MC74.12.8.5	5.248acd	(G111)KM30.5.2.2	5.828acd
(G22)KM5.3.6.6	5.573acd	(G67)MC74.12.6.6	6.343abcde	(G112)MC74.12.8.4	5.868acd
(G23)MC74.12.5.2	5.273acd	(G68)MC74.12.8.12	6.908abcde	(G113)MC10.4.5.1	6.798abcde
(G24)MC74.12.5.11	4.718d	(G69)MC8.3.2.12	5.283acd	(G114)MC12.3.2.5	6.118acde
(G25)MC12.3.2.12	5.443acd	(G70)MC2.2.1.4	5.448acd	(G115)MC1.1.1.3	5.173ad
(G26)MC79.2.7.10	5.293acd	(G71)KM30.5.2.6	6.408abcde	(G116)MC27.7.4.2	5.968acde
(G27)MC8.3.7.5	5.038d	(G72)MC10.4.5.6	5.718acd	(G117)MC1.4.5.2	4.783d
(G28)MC10.4.5.3	6.388abcde	(G73)KM30.5.2.1	5.553acd	(G118)MC38.7.5.4	5.933acde
(G29)MC10.4.6.9	5.083d	(G74)MC1.4.7.6	4.968d	(G119)MC38.7.3.9	5.978acde
(G30)MC10.4.5.12	5.388acd	(G75)MC12.3.2.3	5.333acd	(G120)MC29.4.5.2	5.558acd
(G31)KM30.5.2.11	7.018abcde	(G76)MC12.3.5.9	5.468acd	(G121)MC1.4.16.1	5.618acd
(G32)KM5.3.4.12	5.638acd	(G77)KM2.1.6.5	5.338acd	Rerata	5,68
(G33)KM30.5.2.6	5.383acd	(G78)MC9.2.4.11	4.803d	Karuna (a)	3,88
(G34)MC8.3.3.9	5.138d	(G79)MC29.2.4.11	5.243acd	Mawar (b)	4,88
(G35)MC8.3.7.10	5.388acd	(G80)MC29.4.5.10	6.698abcde	Gustavi (c)	3,95
(G36)MC10.4.6.5	5.373acd	(G81)MC74.12.8.7	6.413abcde	Chung (d)	3,10
(G37)MC8.3.2.9	5.638acd	(G82)MC1.2.13.6	6.638abcde	Gammara (e)	4,63
(G38)MC10.4.6.3	6.378abcde	(G83)MC8.3.7.6	6.688abcde	BNT	1,28
(G39)MC10.4.6.11	5.388acd	(G84)MC27.12.2.6	7.023abcde		
(G40)MC29.4.6.5	5.558acd	(G85)MC38.8.3.8	5.888acd		
(G41)MC2.1.17.2	6.053acde	(G86)MC38.7.5.3	6.243abcde		
(G42)KM1.1.10.3	5.638acd	(G87)MC30.10.4.9	7.188abcde		
(G43)MC12.3.5.11	5.603acd	(G88)MC74.12.8.6	6.223abcde		
(G44)MC12.3.5.3	6.393abcde	(G89)MC29.4.6.11	6.138acde		
(G45)MC12.3.5.8	5.638acd	(G90)KM3.1.8.6	6.298abcde		

Keterangan: Angka yang diikuti oleh huruf yang sama pada kolom (a,b,c,d,e) berarti berbeda nyata dengan varietas pembanding Karuna (a), Mawar (b), Gustavi (c), Chung (d), dan Gammara (e) pada uji BNT 0,05%.

**Tabel Lampiran 39.** Uji lanjut rata-rata bobot buah berbagai galur tomat penanaman F6

Nama Galur	BB	Nama Galur	BB	Nama Galur	BB
(G1)MC74.12.5.6	18.723d	(G46)MC29.4.5.1	17.01	(G91)KBC2.1.6.4	16.339
(G2)MC29.4.5.3	18.463d	(G47)MC8.3.3.2	15.735	(G92)MC10.7.2.7	14.999
(G3)MC74.2.7.4	15.233	(G48)MC9.2.4.5	15.36	(G93)MC8.11.5.1	16.674
(G4)MC10.7.2.6	17.143	(G49)KBC2.2.9.3	15.1	(G94)MC74.12.8.10	18.054d
(G5)MC8.3.3.11	16.203	(G50)MC1.8.9.5	14.59	(G95)MC30.10.7.5	17.444
(G6)MC10.4.5.5	17.883d	(G51)MC1.4.4.5	14.965	(G96)MC4.3.17.4	18.464d
(G7)KM23.3.3.10	16.403	(G52)MC74.12.6.12	15.92	(G97)MC74.12.8.3	15.149
(G8)MC74.12.6.3	17.628d	(G53)MC74.12.5.3	17.45	(G98)MC8.11.5.2	14.074
(G9)MC10.4.6.6	17.808d	(G54)MC74.12.8.2	14.755	(G99)MC10.7.2.1	14.679
(G10)MC74.12.5.5	18.828cd	(G55)MC74.12.6.4	17.6d	(G100)MC10.7.2.7	15.119
(G11)MC74.12.8.1	18.183d	(G56)MC10.4.5.7	16.43	(G101)MC10.7.2.12	18.019d
(G12)MC30.10.4.5	18.788cd	(G57)MC10.7.2.1	16.845	(G102)MC27.12.1.6	15.504
(G13)MC10.7.2.3	18.643d	(G58)MC30.10.7.8	16.207	(G103)MC8.11.5.1	16.289
(G14)MC10.4.6.4	18.708d	(G59)MC74.12.5.9	19.042cd	(G104)MC8.3.3.1	18.899cd
(G15)MC29.4.6.6	19.098cd	(G60)MC74.12.5.1	15.057	(G105)MC8.3.7.2	18.649d
(G16)MC12.3.2.1	17.948d	(G61)MC12.3.2.6	15.802	(G106)MC8.3.7.8	15.681
(G17)MC10.7.2.9	16.558	(G62)MC79.2.7.9	14.707	(G107)MC27.7.2.4	18.241d
(G18)MC74.12.6.5	18.583d	(G63)MC74.12.5.7	14.862	(G108)MC74.12.5.10	17.106
(G19)MC10.7.6.8	16.393	(G64)MC30.10.4.2	15.707	(G109)KM71.10.3.3	16.836
(G20)MC29.4.6.4	16.153	(G65)MC29.4.6.10	16.887	(G110)MC12.3.1.1	16.886
(G21)MC74.12.8.9	13.743	(G66)MC74.12.8.5	16.132	(G111)KM30.5.2.2	16.981
(G22)KM5.3.6.6	17.668d	(G67)MC74.12.6.6	15.392	(G112)MC74.12.8.4	17.141
(G23)MC74.12.5.2	15.163	(G68)MC74.12.8.12	15.602	(G113)MC10.4.5.1	14.176
(G24)MC74.12.5.11	16.788	(G69)MC8.3.2.12	11.837	(G114)MC12.3.2.5	17.571d
(G25)MC12.3.2.12	16.728	(G70)MC2.2.1.4	15.042	(G115)MC1.1.1.3	17.106
(G26)MC79.2.7.10	17.008	(G71)KM30.5.2.6	14.077	(G116)MC27.7.4.2	18.026d
(G27)MC8.3.7.5	17.083	(G72)MC10.4.5.6	16.462	(G117)MC1.4.5.2	18.661d
(G28)MC10.4.5.3	17.703d	(G73)KM30.5.2.1	17.092	(G118)MC38.7.5.4	13.446
(G29)MC10.4.6.9	16.763	(G74)MC1.4.7.6	16.577	(G119)MC38.7.3.9	15.851
(G30)MC10.4.5.12	16.26	(G75)MC12.3.2.3	13.422	(G120)MC29.4.5.2	16.711
(G31)KM30.5.2.11	16.17	(G76)MC12.3.5.9	15.487	(G121)MC1.4.16.1	18.861cd
(G32)KM5.3.4.12	17.66d	(G77)KM2.1.6.5	15.357	Rerata	16,60
(G33)KM30.5.2.6	17.7d	(G78)MC9.2.4.11	12.892	Karuna (a)	15,22
(G34)MC8.3.3.9	17.575d	(G79)MC29.2.4.11	16.007	Mawar (b)	15,70
(G35)MC8.3.7.10	17.655d	(G80)MC29.4.5.10	14.257	Gustavi (c)	14,71
(G36)MC10.4.6.5	17.355	(G81)MC74.12.8.7	15.712	Chung (d)	13,49
(G37)MC8.3.2.9	15.25	(G82)MC1.2.13.6	16.559	Gammara (e)	16,33
(G38)MC10.4.6.3	16.05	(G83)MC8.3.7.6	17.234	BNT	4,05
(G39)MC10.4.6.11	17.355	(G84)MC27.12.2.6	16.289		
(G40)MC29.4.6.5	17.645d	(G85)MC38.8.3.8	17.539d		
(G41)MC2.1.17.2	17.47	(G86)MC38.7.5.3	16.854		
(G42)KM1.1.10.3	15.775	(G87)MC30.10.4.9	16.449		
(G43)MC12.3.5.11	18.105d	(G88)MC74.12.8.6	18.269d		
(G44)MC12.3.5.3	16.585	(G89)MC29.4.6.11	21.024abcde		
(G45)MC12.3.5.8	17.945d	(G90)KM3.1.8.6	14.874		

Keterangan: Angka yang diikuti oleh huruf yang sama pada kolom (a,b,c,d,e) berarti berbeda nyata dengan varietas pembanding Karuna (a), Mawar (b), Gustavi (c), Chung (d), dan Gammara (e) pada uji BNT 0,05%.

**Tabel Lampiran 40. Uji lanjut rata-rata total padatan terlarut total berbagai galur tomat penanaman F6**

Nama Galur	KB	Nama Galur	KB	Nama Galur	KB
(G1)MC74.12.5.6	7.1388	(G46)MC29.4.5.1	7.7698abcd	(G91)KBC2.1.6.4	6.6138
(G2)MC29.4.5.3	7.4038c	(G47)MC8.3.3.2	8.0248abcde	(G92)MC10.7.2.7	6.7638
(G3)MC74.2.7.4	7.5188ac	(G48)MC9.2.4.5	7.4598c	(G93)MC8.11.5.1	7.0038
(G4)MC10.7.2.6	7.8338abcd	(G49)KBC2.2.9.3	7.0498	(G94)MC74.12.8.10	6.5638
(G5)MC8.3.3.11	7.3838c	(G50)MC1.8.9.5	6.8348	(G95)MC30.10.7.5	7.2138
(G6)MC10.4.5.5	8.2188abcde	(G51)MC1.4.4.5	7.6698ac	(G96)MC4.3.17.4	7.5538ac
(G7)KM23.3.3.10	7.4388c	(G52)MC74.12.6.12	7.3998c	(G97)MC74.12.8.3	6.4288
(G8)MC74.12.6.3	7.8138abcd	(G53)MC74.12.5.3	7.0548	(G98)MC8.11.5.2	5.8488
(G9)MC10.4.6.6	7.7688abcd	(G54)MC74.12.8.2	6.5048	(G99)MC10.7.2.1	7.2488
(G10)MC74.12.5.5	7.5288ac	(G55)MC74.12.6.4	6.9248	(G100)MC10.7.2.7	6.1588
(G11)MC74.12.8.1	7.2488	(G56)MC10.4.5.7	6.9648	(G101)MC10.7.2.12	6.1938
(G12)MC30.10.4.5	7.8438abcd	(G57)MC10.7.2.1	6.0648	(G102)MC27.12.1.6	6.0738
(G13)MC10.7.2.3	8.5438abcde	(G58)MC30.10.7.8	6.6678	(G103)MC8.11.5.1	7.1188
(G14)MC10.4.6.4	6.7838	(G59)MC74.12.5.9	7.6728ac	(G104)MC8.3.3.1	6.4488
(G15)MC29.4.6.6	7.8188abcd	(G60)MC74.12.5.1	6.7928	(G105)MC8.3.7.2	7.7688abcd
(G16)MC12.3.2.1	7.6038ac	(G61)MC12.3.2.6	6.9578	(G106)MC8.3.7.8	7.0798
(G17)MC10.7.2.9	7.0188	(G62)MC79.2.7.9	5.7678	(G107)MC27.7.2.4	5.4248
(G18)MC74.12.6.5	7.7188abcd	(G63)MC74.12.5.7	6.8528	(G108)MC74.12.5.10	7.1898
(G19)MC10.7.6.8	8.0088abcde	(G64)MC30.10.4.2	6.8378	(G109)KM71.10.3.3	7.5798ac
(G20)MC29.4.6.4	7.0988	(G65)MC29.4.6.10	7.4678c	(G110)MC12.3.1.1	6.9598
(G21)MC74.12.8.9	7.3188c	(G66)MC74.12.8.5	6.8978	(G111)KM30.5.2.2	7.9698abcde
(G22)KM5.3.6.6	7.3688c	(G67)MC74.12.6.6	6.6778	(G112)MC74.12.8.4	6.9448
(G23)MC74.12.5.2	7.3988c	(G68)MC74.12.8.12	6.5378	(G113)MC10.4.5.1	7.8298abcd
(G24)MC74.12.5.11	7.7888abcd	(G69)MC8.3.2.12	6.8728	(G114)MC12.3.2.5	7.8398abcd
(G25)MC12.3.2.12	7.7138abcd	(G70)MC2.2.1.4	6.7528	(G115)MC1.1.1.3	6.7798
(G26)MC79.2.7.10	7.7288abcd	(G71)KM30.5.2.6	7.2128	(G116)MC27.7.4.2	6.8998
(G27)MC8.3.7.5	8.4738abcde	(G72)MC10.4.5.6	7.0378	(G117)MC1.4.5.2	6.9348
(G28)MC10.4.5.3	8.0238abcde	(G73)KM30.5.2.1	5.5528	(G118)MC38.7.5.4	5.9998
(G29)MC10.4.6.9	7.8888abcd	(G74)MC1.4.7.6	7.2428	(G119)MC38.7.3.9	4.7298
(G30)MC10.4.5.12	6.4448	(G75)MC12.3.2.3	6.5678	(G120)MC29.4.5.2	5.3798
(G31)KM30.5.2.11	7.2998c	(G76)MC12.3.5.9	6.4428	(G121)MC1.4.16.1	7.0348
(G32)KM5.3.4.12	7.4798c	(G77)KM2.1.6.5	7.0078	Rerata	7,06
(G33)KM30.5.2.6	7.5798ac	(G78)MC9.2.4.11	7.1978	Karuna (a)	5,95
(G34)MC8.3.3.9	7.6248ac	(G79)MC29.2.4.11	6.7928	Mawar (b)	6,14
(G35)MC8.3.7.10	6.6548	(G80)MC29.4.5.10	6.9878	Gustavi (c)	5,72
(G36)MC10.4.6.5	7.3398c	(G81)MC74.12.8.7	7.4178c	Chung (d)	6,16
(G37)MC8.3.2.9	6.0848	(G82)MC1.2.13.6	6.4638	Gammara (e)	6,41
(G38)MC10.4.6.3	6.8798	(G83)MC8.3.7.6	6.3388	BNT	1,55
(G39)MC10.4.6.11	6.3448	(G84)MC27.12.2.6	7.1038		
(G40)MC29.4.6.5	7.2548	(G85)MC38.8.3.8	6.7038		
(G41)MC2.1.17.2	7.6948abc	(G86)MC38.7.5.3	6.8138		
(G42)KM1.1.10.3	7.2298	(G87)MC30.10.4.9	6.4838		
(G43)MC12.3.5.11	7.5548ac	(G88)MC74.12.8.6	7.0138		
(G44)MC12.3.5.3	7.0498	(G89)MC29.4.6.11	6.5588		
(G45)MC12.3.5.8	6.1398	(G90)KM3.1.8.6	6.9288		

Keterangan: Angka yang diikuti oleh huruf yang sama pada kolom (a,b,c,d,e) berarti berbeda nyata dengan varietas pembanding Karuna (a), Mawar (b), Gustavi (c), Chung (d), dan Gammara (e) pada uji BNT 0,05%.

**Tabel Lampiran 41.** Uji lanjut rata-rata jumlah biji per buah berbagai galur tomat penanaman F6

Nama Galur	JBP	Nama Galur	JBP	Nama Galur	JBP
(G1)MC74.12.5.6	72.532abcde	(G46)MC29.4.5.1	66.76bcde	(G91)KBC2.1.6.4	51.149
(G2)MC29.4.5.3	72.067abcde	(G47)MC8.3.3.2	67.375bcde	(G92)MC10.7.2.7	66.724bcde
(G3)MC74.2.7.4	70.732abcde	(G48)MC9.2.4.5	57.885	(G93)MC8.11.5.1	73.074abcde
(G4)MC10.7.2.6	73.147abcde	(G49)KBC2.2.9.3	66.675bcde	(G94)MC74.12.8.10	69.899abcde
(G5)MC8.3.3.11	79.032abcde	(G50)MC1.8.9.5	70.915abcde	(G95)MC30.10.7.5	61.149ce
(G6)MC10.4.5.5	75.252abcde	(G51)MC1.4.4.5	60.925ce	(G96)MC4.3.17.4	55.629
(G7)KM23.3.3.10	73.732abcde	(G52)MC74.12.6.12	71.125abcde	(G97)MC74.12.8.3	48.849
(G8)MC74.12.6.3	67.762abcde	(G53)MC74.12.5.3	61.3ce	(G98)MC8.11.5.2	62.999cde
(G9)MC10.4.6.6	60.677ce	(G54)MC74.12.8.2	70.275abcde	(G99)MC10.7.2.1	60.169ce
(G10)MC74.12.5.5	49.357	(G55)MC74.12.6.4	74.05abcde	(G100)MC10.7.2.7	45.314
(G11)MC74.12.8.1	62.607cde	(G56)MC10.4.5.7	57.475	(G101)MC10.7.2.12	64.559bcde
(G12)MC30.10.4.5	69.817abcde	(G57)MC10.7.2.1	69.67abcde	(G102)MC27.12.1.6	56.859
(G13)MC10.7.2.3	68.382abcde	(G58)MC30.10.7.8	70.975abcde	(G103)MC8.11.5.1	50.999
(G14)MC10.4.6.4	57.382	(G59)MC74.12.5.9	67.485bcde	(G104)MC8.3.3.1	53.484
(G15)MC29.4.6.6	50.522	(G60)MC74.12.5.1	81.535abcde	(G105)MC8.3.7.2	66.159bcde
(G16)MC12.3.2.1	66.132bcde	(G61)MC12.3.2.6	75.72abcde	(G106)MC8.3.7.8	54.574
(G17)MC10.7.2.9	56.782	(G62)MC79.2.7.9	62.67cde	(G107)MC27.7.2.4	66.859bcde
(G18)MC74.12.6.5	59.947c	(G63)MC74.12.5.7	59.835c	(G108)MC74.12.5.10	60.984ce
(G19)MC10.7.6.8	46.317	(G64)MC30.10.4.2	74.53abcde	(G109)KM71.10.3.3	70.209abcde
(G20)MC29.4.6.4	62.092ce	(G65)MC29.4.6.10	71.5abcde	(G110)MC12.3.1.1	77.359abcde
(G21)MC74.12.8.9	59.032c	(G66)MC74.12.8.5	72.535abcde	(G111)KM30.5.2.2	73.709abcde
(G22)KM5.3.6.6	68.047abcde	(G67)MC74.12.6.6	69.22abcde	(G112)MC74.12.8.4	52.459
(G23)MC74.12.5.2	74.642abcde	(G68)MC74.12.8.12	56.485	(G113)MC10.4.5.1	64.634bcde
(G24)MC74.12.5.11	69.482abcde	(G69)MC8.3.2.12	74.85abcde	(G114)MC12.3.2.5	60.799ce
(G25)MC12.3.2.12	72.582abcde	(G70)MC2.2.1.4	67.435bcde	(G115)MC1.1.1.3	72.209abcde
(G26)MC79.2.7.10	65.217bcde	(G71)KM30.5.2.6	69.705abcde	(G116)MC27.7.4.2	55.969
(G27)MC8.3.7.5	72.582abcde	(G72)MC10.4.5.6	75.35abcde	(G117)MC1.4.5.2	43.289
(G28)MC10.4.5.3	58.702	(G73)KM30.5.2.1	57.615	(G118)MC38.7.5.4	61.264ce
(G29)MC10.4.6.9	65.507bcde	(G74)MC1.4.7.6	73.415abcde	(G119)MC38.7.3.9	59.494c
(G30)MC10.4.5.12	71.395abcde	(G75)MC12.3.2.3	73.79abcde	(G120)MC29.4.5.2	59.464c
(G31)KM30.5.2.11	75.825abcde	(G76)MC12.3.5.9	67.385bcde	(G121)MC1.4.16.1	64.044bcde
(G32)KM5.3.4.12	66.36bcde	(G77)KM2.1.6.5	63.995bcde		
(G33)KM30.5.2.6	57.915	(G78)MC9.2.4.11	63.27cde	Karuna (a)	52,56
(G34)MC8.3.3.9	57.04	(G79)MC29.2.4.11	71.185abcde	Mawar (b)	48,18
(G35)MC8.3.7.10	71.225abcde	(G80)MC29.4.5.10	60.275ce	Gustavi (c)	43,65
(G36)MC10.4.6.5	68.81abcde	(G81)MC74.12.8.7	64.285bcde	Chung (d)	47,43
(G37)MC8.3.2.9	68.225abcde	(G82)MC1.2.13.6	69.674abcde	Gammara (e)	44,98
(G38)MC10.4.6.3	71.4abcde	(G83)MC8.3.7.6	51.749	BNT	15,10
(G39)MC10.4.6.11	65.96bcde	(G84)MC27.12.2.6	64.864bcde		
(G40)MC29.4.6.5	58.15	(G85)MC38.8.3.8	65.589bcde		
(G41)MC2.1.17.2	58.465	(G86)MC38.7.5.3	70.599abcde		
(G42)KM1.1.10.3	71.64abcde	(G87)MC30.10.4.9	52.149		
(G43)MC12.3.5.11	70.675abcde	(G88)MC74.12.8.6	70.699abcde		
(G44)MC12.3.5.3	66.29bcde	(G89)MC29.4.6.11	62.249ce		
(G45)MC12.3.5.8	64.56bcde	(G90)KM3.1.8.6	62.734cde		

Keterangan: Angka yang diikuti oleh huruf yang sama pada kolom (a,b,c,d,e) berarti berbeda nyata dengan varietas pembanding Karuna (a), Mawar (b), Gustavi (c), Chung (d), dan Gammara (e) pada uji BNT 0,05%.

**Tabel Lampiran 42.** Uji lanjut rata-rata produksi berbagai galur tomat penanaman F6

Nama Galur	P	Nama Galur	P	Nama Galur	P
(G1)MC74.12.5.6	423.23	(G46)MC29.4.5.1	411.529	(G91)KBC2.1.6.4	400.409
(G2)MC29.4.5.3	445.775	(G47)MC8.3.3.2	519.189abcde	(G92)MC10.7.2.7	342.139
(G3)MC74.2.7.4	387.92	(G48)MC9.2.4.5	381.349	(G93)MC8.11.5.1	474.524ade
(G4)MC10.7.2.6	495.57abde	(G49)KBC2.2.9.3	418.879	(G94)MC74.12.8.10	356.889
(G5)MC8.3.3.11	413.06	(G50)MC1.8.9.5	423.919	(G95)MC30.10.7.5	404.299
(G6)MC10.4.5.5	552.945abcde	(G51)MC1.4.4.5	361.389	(G96)MC4.3.17.4	410.894
(G7)KM23.3.3.10	522.365abcde	(G52)MC74.12.6.12	387.984	(G97)MC74.12.8.3	314.079
(G8)MC74.12.6.3	398.38	(G53)MC74.12.5.3	394.619	(G98)MC8.11.5.2	423.639
(G9)MC10.4.6.6	411.96	(G54)MC74.12.8.2	418.759	(G99)MC10.7.2.1	392.579
(G10)MC74.12.5.5	409.27	(G55)MC74.12.6.4	372.299	(G100)MC10.7.2.7	425.754
(G11)MC74.12.8.1	465.605de	(G56)MC10.4.5.7	453.824	(G101)MC10.7.2.12	410.624
(G12)MC30.10.4.5	416.51	(G57)MC10.7.2.1	492.594abde	(G102)MC27.12.1.6	499.619abcde
(G13)MC10.7.2.3	494.635abde	(G58)MC30.10.7.8	401.927	(G103)MC8.11.5.1	446.694
(G14)MC10.4.6.4	406.175	(G59)MC74.12.5.9	435.477	(G104)MC8.3.3.1	385.349
(G15)MC29.4.6.6	431.46	(G60)MC74.12.5.1	398.427	(G105)MC8.3.7.2	347.509
(G16)MC12.3.2.1	462.78	(G61)MC12.3.2.6	429.477	(G106)MC8.3.7.8	405.004
(G17)MC10.7.2.9	447.135	(G62)MC79.2.7.9	507.157abcde	(G107)MC27.7.2.4	449.674
(G18)MC74.12.6.5	405.545	(G63)MC74.12.5.7	509.472abcde	(G108)MC74.12.5.10	382.749
(G19)MC10.7.6.8	498.59abcde	(G64)MC30.10.4.2	479.652ade	(G109)KM71.10.3.3	460.029
(G20)MC29.4.6.4	480.025ade	(G65)MC29.4.6.10	465.642de	(G110)MC12.3.1.1	455.649
(G21)MC74.12.8.9	409.25	(G66)MC74.12.8.5	370.457	(G111)KM30.5.2.2	397.974
(G22)KM5.3.6.6	447.875	(G67)MC74.12.6.6	428.847	(G112)MC74.12.8.4	443.699
(G23)MC74.12.5.2	380.295	(G68)MC74.12.8.12	453.947	(G113)MC10.4.5.1	424.869
(G24)MC74.12.5.11	400.42	(G69)MC8.3.2.12	465.867de	(G114)MC12.3.2.5	392.759
(G25)MC12.3.2.12	393.545	(G70)MC2.2.1.4	330.457	(G115)MC1.1.1.3	387.399
(G26)MC79.2.7.10	367.545	(G71)KM30.5.2.6	366.077	(G116)MC27.7.4.2	429.549
(G27)MC8.3.7.5	381.74	(G72)MC10.4.5.6	462.212	(G117)MC1.4.5.2	477.269ade
(G28)MC10.4.5.3	410.585	(G73)KM30.5.2.1	384.992	(G118)MC38.7.5.4	432.624
(G29)MC10.4.6.9	421.85	(G74)MC1.4.7.6	484.187ade	(G119)MC38.7.3.9	407.484
(G30)MC10.4.5.12	442.724	(G75)MC12.3.2.3	380.807	(G120)MC29.4.5.2	390.464
(G31)KM30.5.2.11	407.154	(G76)MC12.3.5.9	422.512	(G121)MC1.4.16.1	440.844
(G32)KM5.3.4.12	514.524abcde	(G77)KM2.1.6.5	484.672ade	Rerata	426,50
(G33)KM30.5.2.6	425.159	(G78)MC9.2.4.11	419.572	Karuna (a)	349,82
(G34)MC8.3.3.9	400.409	(G79)MC29.2.4.11	478.082ade	Mawar (b)	369,51
(G35)MC8.3.7.10	458.359	(G80)MC29.4.5.10	424.942	Gustavi (c)	380,73
(G36)MC10.4.6.5	431.204	(G81)MC74.12.8.7	442.742	Chung (d)	347,39
(G37)MC8.3.2.9	453.244	(G82)MC1.2.13.6	423.639	Gammara (e)	346,14
(G38)MC10.4.6.3	445.564	(G83)MC8.3.7.6	393.979	BNT	117,66
(G39)MC10.4.6.11	389.774	(G84)MC27.12.2.6	416.914		
(G40)MC29.4.6.5	520.389abcde	(G85)MC38.8.3.8	409.069		
(G41)MC2.1.17.2	430.249	(G86)MC38.7.5.3	390.404		
(G42)KM1.1.10.3	464.894e	(G87)MC30.10.4.9	430.444		
(G43)MC12.3.5.11	440.949	(G88)MC74.12.8.6	429.744		
(G44)MC12.3.5.3	430.699	(G89)MC29.4.6.11	370.514		
(G45)MC12.3.5.8	405.959	(G90)KM3.1.8.6	421.299		


Keterangan: Angka yang diikuti oleh huruf yang sama pada kolom (a,b,c,d,e) berarti berbeda nyata dengan varietas pembanding Karuna (a), Mawar (b), Gustavi (c), Chung (d), dan Gammara (e) pada uji BNT 0,05%.



Gambar Lampiran 2. Kegiatan ekstraksi benih tomat hasil penanaman tomat generasi F5



Gambar Lampiran 3. Kegiatan perendaman dan perkecambahan benih tomat



Gambar Lampiran 4. Kegiatan penyemaian benih tomat di tray semai



Gambar Lampiran 5. Kegiatan pindah tanam ke polybag





Gambar Lampiran 6. Kegiatan pemeliharaan tanaman tomat di polybag



Gambar Lampiran 7. Kondisi tanaman tomat yang siap dipindahkan ke bedengan



Gambar Lampiran 8. Kegiatan pemindahan tanaman tomat ke bedengan



Gambar Lampiran 9. Kegiatan pemeliharaan dan pemupukan tanaman tomat



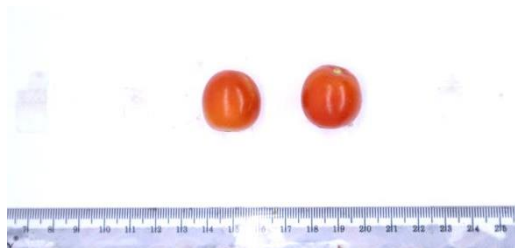
Gambar Lampiran 10. Kegiatan pengamatan parameter tanaman tomat di lapangan



Gambar Lampiran 11. Kegiatan panen tanaman tomat



Gambar Lampiran 12. Kegiatan pengamatan parameter buah tomat



Fenotipe buah utuh Karuna



Fenotipe rongga buah Karuna



Fenotipe buah utuh Mawar



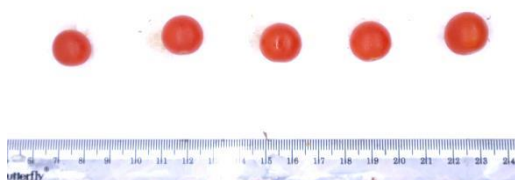
Fenotipe rongga buah Mawar




Fenotipe buah utuh Gustavi



Fenotipe rongga buah Gustavi



Fenotipe buah utuh Chung




Fenotipe rongga buah Chung



Fenotipe buah utuh Gammara




Fenotipe rongga buah Gammara



Fenotipe buah utuh G6. MC10.4.5.5




Fenotipe rongga buah G6. MC10.4.5.5



Fenotipe buah utuh G7. KM23.3.3.10



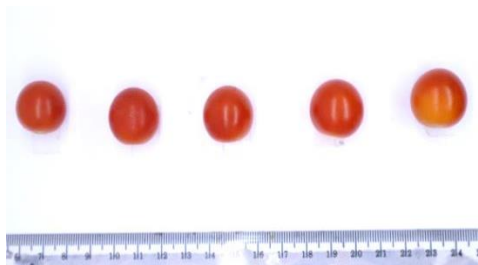
Fenotipe rongga buah G7. KM23.3.3.10



Fenotipe buah utuh G11. MC74.12.8.1




Fenotipe rongga buah G11. MC74.12.8.1



Fenotipe buah utuh G13. MC10.7.2.3



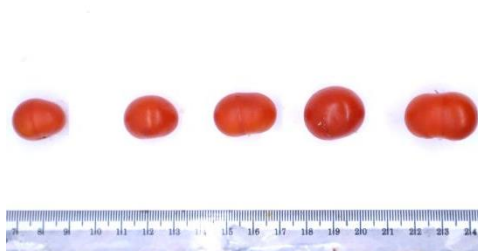
Fenotipe rongga buah G13. MC10.7.2.3



Fenotipe buah utuh G16. MC12.3.2.1




Fenotipe rongga buah G16. MC12.3.2.1



Fenotipe buah utuh G20. MC29.4.6.4



Fenotipe rongga buah G20. MC29.4.6.4



Fenotipe buah utuh G32. KM5.3.4.12




Fenotipe rongga buah G32. KM5.3.4.12



Fenotipe buah utuh G47. MC8.3.3.2



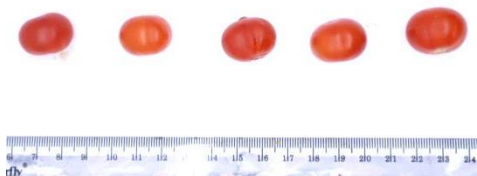
Fenotipe rongga buah G47. MC8.3.3.2



Fenotipe buah utuh G57. MC10.7.2.1




Fenotipe buah utuh G57. MC10.7.2.1



Fenotipe buah utuh G62. MC79.2.7.9



Fenotipe rongga buah G62. MC79.2.7.9



Fenotipe buah utuh G93. MC8.11.5.1



Fenotipe rongga buah G93. MC8.11.5.1



Fenotipe buah utuh G102. MC27.12.1.6



Fenotipe rongga buah G102. MC27.12.1.6

Gambar Lampiran 13. Fenotipe buah tomat generasi F6



Karuna



Mawar



Gustavi



Chung





Gammara



Genotipe MC10.4.5.5



Genotipe KM23.3.3.10



Genotipe MC74.12.8.1



Genotipe MC10.7.2.3



Genotipe MC12.3.2.1



Genotipe MC29.4.6.4



Genotipe KM5.3.4.12



Genotipe MC8.3.3.2



Genotipe MC10.7.2.1



Genotipe MC79.2.7.9



Genotipe MC8.11.5.1



Genotipe MC27.12.1.6

Gambar Lampiran 14. Genotipe tanaman tomat generasi F6

## DAFTAR RIWAYAT HIDUP

### A. Data Pribadi

1. Nama : Nirwansyah Amier
2. Tempat, Tanggal Lahir : Makassar, 9 Agustus 2000
3. Alamat : Dusun Mambue, Maros, Sulawesi Selatan
4. Kewarganegaraan : Indonesia



### B. Riwayat Pendidikan

1. SDN Inpres 141 Mambue Maros, 2012
2. SMPN 09 Marusu, 2015
3. SMAN 9 Maros, 2018
4. (S1) Agroteknologi, Universitas Hasanuddin, 2022
5. (S2) Agroteknologi, Universitas Hasanuddin, 2024

### C. Karya Ilmiah yang Telah dan akan dipublikasikan

- Amier, N. (2022). Evaluasi Persilangan Double Cross dan Three Way Cross Terhadap Pertumbuhan dan Produksi Cabai Rawit. *Capsicum frutescens L.*= Evaluation of Double Cross and Three Way Cross Crosses on Growth and Production of Cayenne Pepper (*Capsicum frutescens L.*).
- Farid, M., Anshori, M. F., Rossi, R., Haring, F., Mantja, K., Dirpan, A., Larekeng S. T., Mustafa M., Adnan A., Tahara S. A. M., Amier N., Sakinah, A. I. (2024). combining image-based phenotyping and multivariate analysis to estimate fruit fresh weight in segregation lines of lowland tomatoes. *Agronomy*, 14(2), 338.
- BDR, M. F., Musa, Y., Amas, A. N. K., Anshori, M. F., & Amier, N. (2023). Evaluation of Double Cross on Growth and Production of Cayenne Pepper (*Capsicum frutescens L.*). *Agrotech Journal*, 8(1), 14-20.
- BDR, M. F., Renhard, H. S., Muharram, N. Q. Z., Mukminati, M., Anshori, M. F., Amier, N., & Sakinah, A. I. (2023). Tolerance of Some Rice Varieties to Drough Based on Drone-Vegetation Index. *Agrotech Journal*, 8(1), 33-41.
- Padjung, R., BDR, M. F., Adzima, A. F., Saleh, I. R., Musa, Y., Nasaruddin, N., ... & Amier, N. (2023). Corn (*Zea mays L*) Development Based on Drone-Based Vegetation Index Trough NPK Fertilization. *Agrotech Journal*, 8(2), 65-73.
- Sudirman, S., Amier, N., & Rahmat, I. S. (2022). The Morphology Character of Japanese Taro (*Colocasia esculenta* var. *Antiquorum*) In Induction of Polyploidization Mutations In Vitro: A Case Study of Increased Concentration and Duration of Immersion of Colchicine Mutagens. *International Journal of Applied Biology*, 6(1), 93-103.
- Sudirman, S., Amier, N., & Amal, M. A. I. (2021). Induksi Keragaman Berbasis Bioteknologi Pada Tanaman Anggrek (*Orchids Sp.*). *Jurnal Agrivigor*, 12(2), 75-82.

### D. Kontak

1. No. HP/Wa : 0853-4024-6022
2. Email : [amieramier@gmail.com](mailto:amieramier@gmail.com)
3. Linked : @nirwansyahamier
4. IG : @amiernirwan