

DAFTAR PUSTAKA

- Albals, D., Al-Momani, I.F., Issa, R., and Yehya, A., 2021. Multi-element Determination of Essential and Toxic Metals in Green and Roasted Coffee Beans: a Comparative Study among Different Origins using ICP-MS. *Science Progress*. 104(2), 1-17. doi: 10.1177/00368504211026162.
- Alisa, C.A.G., Albirqi, M.S., and Faizal, I., 2020. Kandungan Timbal dan Kadmium pada Air dan Sedimen di Perairan Pulau Untung Jawa, Jakarta. *Jurnal Akuatika Indonesia*. 5(1), 21- 26. doi: 10.24198/jaki.v5i1.26523.
- Allen, S., Allen, D., Moss, K., Roux, L.G., Phoenix, V.R., and Sonke, J.E., 2020. Examination of the Ocean as a Source for Atmospheric Microplastics. *Plos ONE*. 15(5), 1-14. doi: 10.1371/journal.pone.0232746.
- Amin, B., Afriyani, E., and Saputra, A.M., 2011. Distribusi Spasial Logam Pb dan Cu pada Sedimen dan Air Laut Permukaan di Perairan Tanjung Buton Kabupaten Siak Provinsi Riau. *Jurnal Teknobiologi*. 2(1), 1-8.
- Amqam, H., Afifah, N., Muktadir, M.I.A., Devana, A.T., Pradana, U., Zhinta, F.Y., 2022. Kelimpahan dan Karakteristik Mikroplastik pada Produk Garam Tradisional di Kabupaten Jeneponto. *PROMOTIF: Jurnal Kesehatan Masyarakat*. 12(2), 147-154. doi: 10.56338/promotif.v12i2.2885.
- Authman, M.M., Zaki, M.S., Khallaf, E.A., and Abbas, H.H., 2015. Use of Fish as Bio-indicator of the Effects of Heavy Metals Pollution. *Journal of Aquaculture*. 6(4), 1-13. doi: 10.4172/2155-9546.1000328.
- Badan Pusat Statistik, 2019. Kecamatan Marusu dalam Angka 2019. BPS Kabupaten Maros, Maros.
- Bolan, N.S., Makino, T., Kunhikrishnan, A., Ishikawa, S., Murakami, M., Naidu, R. et al., 2013. Chapter Four-Cadmium Contamination and its Risk Management in Rice Ecosystems. *Journal Elsevier: Advances in Agronomy*. 119(1), 183-273. doi: 10.1016/B978-0-12-407247-3.00004-4.
- Budiarti, E.C., 2021. Identifikasi Mikroplastik pada Feses Manusia. *Environmental Pollution Journal*. 1(2), 84-100. doi: 10.58954/epj.v1i2.11.
- Butarbutar, R., Amna, U., and Fajri, R., 2021. Analisis Cemar Logam Berat pada Garam Konsumsi Beryodium Menggunakan Metode Spektrofotometri Serapan Atom (SSA). *Quimica: Jurnal Kimia Sains dan Terapan*. 3(2), 18-22.
- Campanale, C., Massarelli, C., Savino, I., Locaputo, V., and Uricchio, V.F., 2020. A Detailed Review Study on Potential Effects of Microplastics and Additives of Concern on Human Health. *International Journal of Environmental Research and Public Health*. 17(4), 1212-1219. doi: 10.3390/ijerph17041212.
- Cengiz, M., and Karabulut, S., 2020. Salt in the Earth. *IntechOpen*. London. doi: 10.5772/intechopen.81644.

- Cheraghali, A.M., Kobarfard, F., and Faeizy, N., 2010. Heavy Metals Contamination of Table Salt Consumed in Iran. *Iran Journal of Pharmacy Research*. 9(2), 129-132. doi: 10.22037/IJPR.2010.847.
- Corami, F., Rosso, B., Bravo, B., Gambaro, A., and Barbante, C., 2020. A Novel Method for Purification, Quantitative Analysis and Characterization of Microplastic Fibers Using Micro-FTIR. *Chemosphere*. 238(2020), 1-10. doi: 10.1016/j.chemosphere.2019.124564.
- Dewi, I.S., Budiarsa, A.A., and Ritonga, I.R., 2015. Distribusi Mikroplastik pada Sedimen di Muara Badak. Kabupaten Kutai Kartanegara. *Depik*. 4(3), 121-131. doi: 10.13170/DEPIK.4.3.2888.
- Dwiyitno, D., Sturm, M.T., Januar, H.I., and Schuhen, K., 2021. Influence of Various Production Methods on the Microplastic Contamination of Sea Salt Produced in Java, Indonesia. *Environmental Science and Pollution Research*. 28(23), 1-5. doi: 10.1007/s11356-021-14411-6.
- Dzhininafira, H., 2023. Penyisihan Mikroplastik pada Air Sungai Krueng Aceh Menggunakan Membran Ultrafiltrasi dari Polimer Polyethersulfone (PES). Skripsi. Universitas Islam Negeri Ar-Raniry. Banda Aceh.
- Emslie, D., Siddiqua, S., Crawford, B., Teece, W., 2021. Biofilm Formation and Effectiveness of Biosand Filtration Systems with Typical and Innovative Filter Media. *Geotechnical and Geological Engineering*. 40, 1251-1266. doi: 10.1007/s10706-021-01960-3.
- Fathurrahman, 2020. Kuantisasi Mg^{2+} dan Ca^{2+} dalam Garam Petani Lokal Kabupaten Takalar. Skripsi. Universitas Hasanuddin. Makassar.
- Ganesan, M., and Nallathambi, G., 2023. Functionalized Natural Fibre Composite Filter for the Removal of Microplastics and Heavy Metal Ions from Water. *International Journal of Environmental Science and Technology*. 21(2024), 2747-2764. doi: 10.1007/s13762-023-05111-4.
- Guntur, G., Jaziri, A.A., Pihanto, A.A., Arisandi, D.M., and Kurniawan, A., 2018. Development of Salt Production Technology Using Prism Greenhouse Method. *IOP Conf. Series: Earth and Environmental Science*. 106, 1-6. doi: 10.1088/1755-1315/106/1/012082.
- Gupta, D., Bhatia, D., Dave, V., Sutariya, V., and Gupta, S.V., 2018. Salts of Therapeutic Agents: Chemical, Physicochemical, and Biological Considerations. *Molecules*. 23(1719), 1-15. doi: 10.3390/molecules23071719.
- Herlina, L., 2021. Produksi Garam Sulawesi Selatan Turun, Ini Penyebabnya [Online]. Available at <https://mediaindonesia.com/nusantara/453393/produksi-garam-sulawesi-selatan-turun-ini-penyebabnya> [diakses 12 November 2023].
- Hiwari, H., 2019. Kondisi Sampah Mikroplastik di Permukaan Air Laut sekitar Kupang dan Rote, Provinsi Nusa Tenggara Timur. *Pros Sem Nas Masy Biodiv Indon*. 5(2), 165-171.

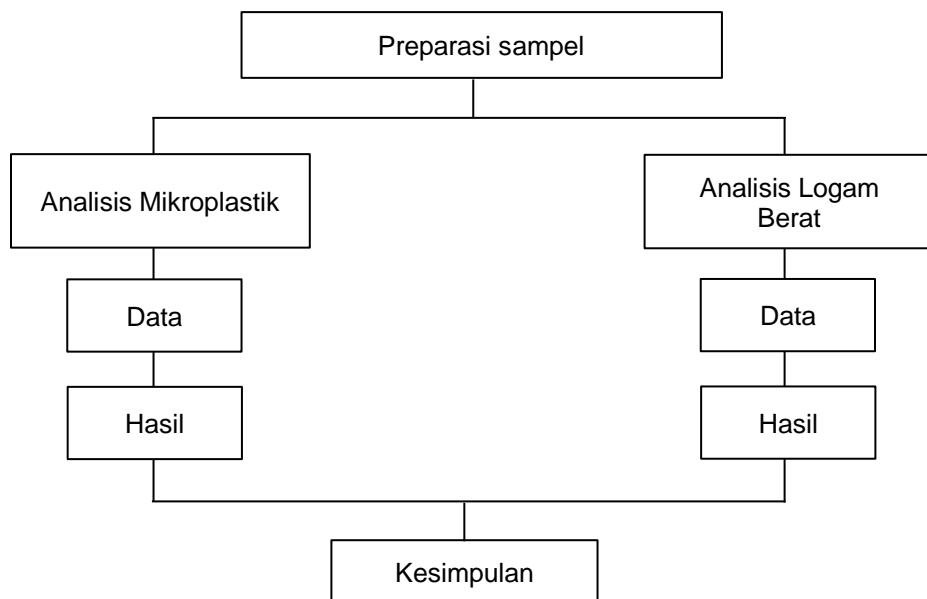
- Indrawan, G.S., and Putra, I.N.G., 2021. Konsentrasi Logam Berat (Pb, Cu, Cd, Zn) pada Air dan Sedimen di Perairan Serangan, Bali. *Metamorfosa: Journal of Biological Sciences*. 8(1), 115-123. doi: 10.24843/metamorfosa.2021.v08.i01.p12.
- Juniardi, E., Sulistiono, and Hariyadi, S., 2021. Heavy Metals (Pb and Cd) Contents in the Seawater Sediment in Panjang and Pamujaan Besar Islands, Banten Bay, Indonesia. *IOP Conf. Series: Earth and Environmental Science*. 950(2022), 1-8. doi: 10.1088/1755-1315/950/1/012052.
- Kingfisher, 2011. *Micro-Plastic Debris Accumulation on Puget Sound beaches*. Port Townsend Marine Science Center. Washington.
- Kim, J.S., Lee, H.J., Kim, S.K., and Kim, H.J., 2018. Global Pattern of Microplastics (MPs) in Commercial Food-Grade Salts: Sea Salt as an Indicator of Seawater MP Pollution. *Environ Sci Technol*. 52(21), 12819-12828. doi: 10.3389/fpsyg.2018.00514.
- Laili, E.R., Yuniawati, R.A., Aqilah, A.B., Hakim, A.L., Hanaan, N., Azzah, A.L.N., et al., 2023. Pemanfaatan Botol Bekas sebagai Alat Filter Air Sederhana dan Ramah Lingkungan untuk Desa Langkap Kecamatan Bangsalsari Kabupaten Jember. *Jurnal Hilirisasi IPTEKS*. 6(3), 201-215.
- Lassen, C., Hansen, S. F., Magnusson, K., Hartmann, N. B., Rehne Jensen, P., Nielsen, T. G., et al., 2015. Microplastics Occurrence, effects and sources of releases to the environment Denmark. In Danish Environmental Protection Agency. Denmark.
- Lee, Y., Cho, J., Sohn, J., and Kim, C., 2023. Health Effects of Microplastic Exposures: Current Issues and Perspectives in South Korea. *Yonsei Medical Journal*. 64(5), 301-308. doi: 10.3349/ymj.2023.0048.
- Lolodo, D., and Nugraha, W., A. 2019. Mikroplastik Pada Bulu Babi Dari Rataan Terumbu Pulau Gili Labak Sumenep. *Jurnal Kelautan: Indonesian Journal of Marine Science and Technology*. 12(2), 112–122. doi: 10.21107/jk.v12i2.6267.
- Mappong, S., 2022. DPK Maros Siapkan Rp 1 Miliar Kembangkan Industri Garam [Online]. Available at <https://www.antaraneews.com/berita/3260397/dpk-maros-siapkan-rp1-miliar-kembangkan-industri-garam> [diakses 12 November 2023].
- Mokhtari, M., and Vahid, H., 2016. Salts and its Role in Health and Disease Prevention from the Perspectives of Iranian Medicine and Modern Medicine. *Iran Journal of Medical Science*. 41(3), 58-75.
- Nilawati, Mukimin, A., and Djayanti, S., 2022. The Effect of Geomembrane Plastic Usage on Microplastic and Heavy Metal Contamination in Salt Field. *IOP Conf. Series: Earth and Environmental Science*. 1201(2023), 1-6. doi: 10.1088/1755-1315/1201/1/012054.
- Nursyafaat, L.V., 2018. Kandungan Mikroplastik pada Air dan Partikel Garam pada Beberapa Area Produksi Garam di Pesisir Utara Jawa Timur. *Skripsi*. Universitas Brawijaya. Malang.

- Pedrotti, M.L., Bruzaud, S., Dumontet, B., Elineau, A., Petit, S., Grohens, Y. et al., 2014. Plastic Fragments on the Surface of Mediterranean Waters. Marine litter in the Mediterranean and black seas-Tirana. Albania.
- Peng, G.Y., Zhu, B.S., Yang, D.Q., Su, L., Shi, H.H., Li, D.D. 2017. Microplastics in Sediments of the Changjiang Estuary, China. *Environmental Pollution*. 225, 283–290. doi: 10.1016/j.envpol.2016.12.064.
- Peraturan Badan Pengawas Obat dan Makanan (BPOM) Nomor 9 tentang Persyaratan Cemaran Logam Berat dalam Pangan Olahan, 2022. Jakarta.
- Peraturan Pemerintah Nomor 22 tentang Penyelenggaraan Perlindungan dan Pengelolaan Lingkungan Hidup, 2021. Jakarta.
- Prabowo, N.P., 2020. Identifikasi Keberadaan dan Bentuk Mikroplastik pada Sedimen dan Ikan di Sungai Code, D.I Yogyakarta. Tugas Akhir. Universitas Islam Indonesia. Yogyakarta.
- Pusat Data dan Informasi Obat dan Makanan, 2018. Penjelasan BPOM RI tentang Isu Kandungan Mikroplastik pada Air Minum dalam Kemasan [Online]. Available at <https://www.pom.go.id/penjelasan-publik/penjelasan-bpom-ri-tentang-isu-kandungan-mikroplastik-pada-air-minum-dalam-kemasan> [diakses 18 Mei 2024].
- Riahi, K., Mammou, A.B., Thayer, B.B., 2009. Date-palm Fibers Media Filters as a Potential Technology for Tertiary Domestic Wastewater Treatment. *Journal of Hazardous Materials*. 161(2009), 608-613. doi: 10.1016/j.jhazmat.2008.04.013.
- Rizky, M., 2023. Sat Set! RI Geber Produksi Garam dengan Anggaran 'Mini' [Online]. Available at <https://www.cnbcindonesia.com/news/20230130160845-4-409406/sat-set-ri-geber-produksi-garam-dengan-anggaran-mini> [diakses 8 November 2023].
- Sandra, S.W., and Radityaningrum, A.D., 2021. Kajian Kelimpahan Mikroplastik di Biota Perairan. *Jurnal Ilmu Lingkungan*. 19(3), 638-648. doi: 10.14710/jil.19.3.638-648.
- Sasongko, 2018. Kebutuhan Garam Nasional Capai 4,2 Juta Ton per Tahun [Online]. Available at <https://ekonomi.kompas.com/read/2018/08/14/204555326/kebutuhan-garam-nasional-capai-42-juta-ton-per-tahun/> [diakses 5 November 2023].
- Setiawan, H., and Subiandono, E., 2015. Konsentrasi Logam Berat pada Air dan Sedimen di Perairan Pesisir Provinsi Sulawesi Selatan. *Indonesian Forest Rehabilitation Journal*. 3(1), 67-79. doi: 10.9868/IFRJ.3.1.67-79.
- Silva, D.V.H., Murphy, F., Amigo, J.M., Stedmon, C., and Strand, J., 2020. Classification and Quantification of Microplastic (< 100 mm) Using FPA-FTIR Imaging System and Machine Learning. *Analytical Chemistry*. 92(20), 13724-13733. doi: 10.1021/acs.analchem.0c01324.
- SNI 6989-8-2009, 2009. Cara Uji Timbal (Pb) secara Spektrofotometri Serapan Atom. Badan Standarisasi Nasional, Jakarta.

- Su'udiyah, I., 2015. Perbedaan Kadar Logam Berat Timbal (Pb) pada Garam di Kabupaten Bangkalan dan Kabupaten Sumenep. Skripsi. Universitas Jember. Jember.
- Syahminan, Riani, E., Anwar, S., and Rifardi, 2015. Telaahan Logam Berat Pb dan Cd pada Sedimen di Perairan Barat Laut Dumai-Riau. *Jurnal Pengelolaan Sumberdaya Alam dan Lingkungan*. 5(2), 133-140. doi: 10.29244/jpsl.5.2.133.
- Wikipedia, 2022. Gambar Logam Berat Kadmium dan Rumput Laut [Online]. Available at <https://id.m.wikipedia.org/wiki/Kadmium> [diakses 5 November 2023].
- Yang, L., Zhang, Y., Kang, S., Wang, Z., and Wu, C., 2021. Microplastics in Soil: A Review on Methods, Occurrence, Sources, and Potential Risk. *Science of the Total Environment*. 780(2021), 1-20. doi: 10.1016/j.scitotenv.2021.146546.
- Yusuf, M., Nurtjahja, K., and Lubis, R., 2016. Analisis Kandungan Logam Pb, Cu, Cd, dan Zn pada Sayuran Sawi, Kangkung dan Bayam di Areal Pertanian dan Industri Desa Paya Rumput Titipapan Medan. *Biolink*. 3(1), 56-64. doi: 10.31289/biolink.v3i1.812.
- Zhang, Z., Wang, T., Zhang, H., Liu, Y., and Xing, B., 2021. Adsorption of Pb(II) and Cd(II) by Magnetic Activated Carbon and its Mechanism. *Science of the Total Environment*. 757, 1-8. doi: 10.1016/j.scitotenv.2020.143910.

LAMPIRAN

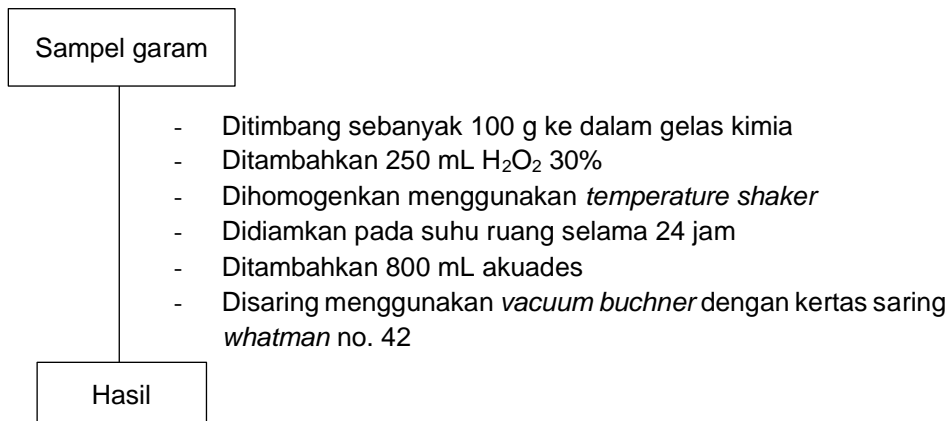
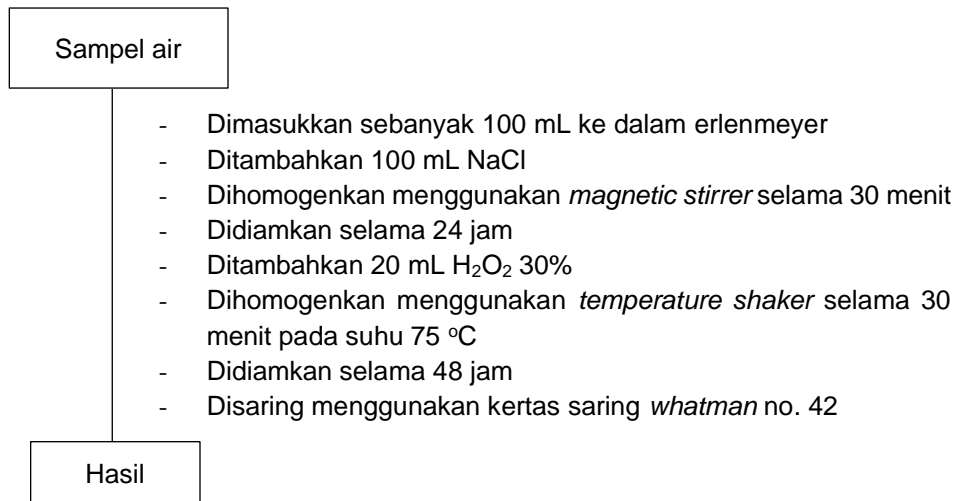
Lampiran 1. Diagram Alir Penelitian



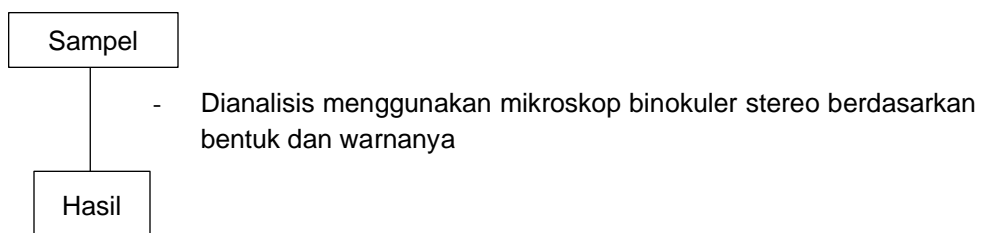
Lampiran 2. Prosedur Penelitian

1. Analisis Mikroplastik

• Preparasi Sampel

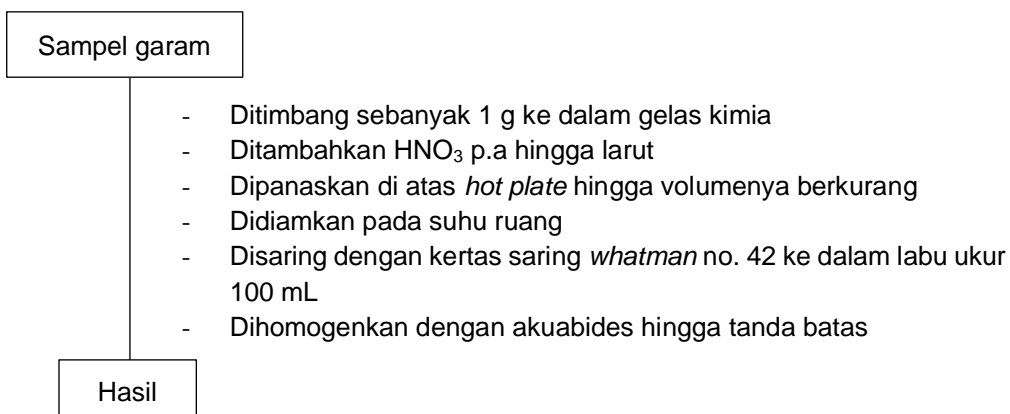
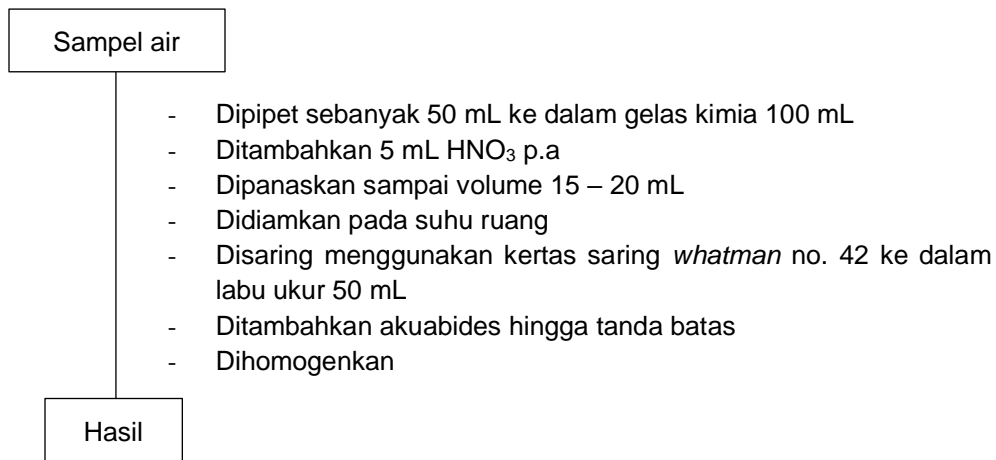


• Identifikasi Keberadaan Mikroplastik

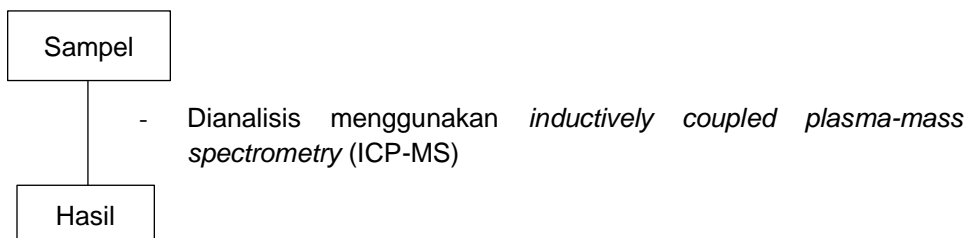


2. Analisis Logam Berat

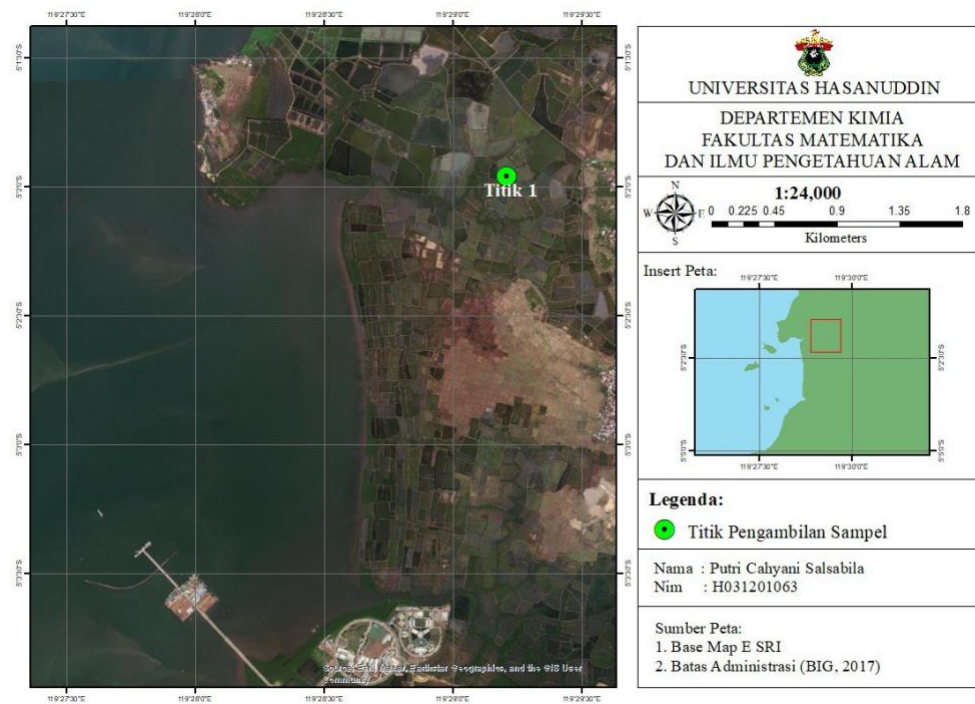
• Preparasi Sampel



• Identifikasi Logam Berat Pb dan Cd



Lampiran 3. Peta Lokasi Pengambilan Sampel



Lampiran 6. Dokumentasi Penelitian

Lokasi penelitian



Pengambilan sampel



Preparasi sampel untuk analisis mikroplastik



Analisis mikroplastik dengan mikroskop binokuler stereo



Preparasi sampel untuk analisis logam berat



Analisis logam berat dengan ICP-MS