

DAFTAR PUSTAKA

1. Blanco R, Colombo A, Pardo R, Suazo J. Maternal biomarkers of methylation status and non-syndromic orofacial cleft risk : A meta-analysis. *International Journal of Oral and Maxillofacial Surgery*. 2016; 45(11).
2. Matthew J, et al. The epidemiology of cleft lip and palate in Canada, 1998 to 2007. *Cleft Palate–Craniofacial Journal*. 2015; 52(4): 417-24.
3. Kianifar H, Hasanzadeh N, Jahanbin A, Ezzati A, Kianifar HM. Cleft lip and palate: A 30-year epidemiologic study in North-East of Iran. *Iran J Otorhinolaryngol*. 2015 ; 27(78): 35–41.
4. Silva A, Calumby R., Vreitas V. Epidemiologic profile and prevalence of live births with orofacial cleft in Brazil: a descriptive study. *Revista Paulista de Pediatria*. 2023; 00(00).
5. Howe L, et al. Investigating the shared genetics of non-syndromic cleft lip/palate and facial morphology. *PLoS Genetics*. 2018; 00(00).
6. Peres M, Antibes J., Watt R. *Oral epidemiology: A textbook on oral health conditions, research topics and methods [Internet]*. Springer Cham; 2021. Available from : <https://doi.org/10.1007/978-3-030-50123-5>
7. Bettens K, et al. Peer attitudes toward children with cleft (lip and) palate related to speech intelligibility, hypernasality and articulation. *Journal of Communication Disorders*. 2020; 00(00).

8. Salari N, et al. Global prevalence of cleft palate, cleft lip and cleft palate and lip: A comprehensive systematic review and meta-analysis. *Oral and Maxillofacial Surgery*. 2021; 123(2): 110-120.
9. Rullo R, et al. Prevalence of dental anomalies in children with cleft lip and unilateral and bilateral cleft lip and palate. *European Journal of Paediatric Dentistry*. 2015 ;16(3).
10. Shkoukani MA, Chen M, Vong A. Cleft lip - a comprehensive review. *Front Pediatr*. 2013; 1(53): 1-5
11. Nasreddine G, Hajj J, Sabbath M. Orofacial cleft embryology, classification, epidemiology, and genetics. 2021; 787(00).
12. Barman B, Saha J, Couhan P. Impact of education on the utilization of maternal health care services: An investigation from National Family Health Survey (2015-16) in India. *Children and Youth Services Review*. 2019; 108(00).
13. Lee A, Newton M, Radcliffe J, Belski R. Pregnancy nutrition knowledge and experiences of pregnant women and antenatal care clinicians: A mixed methods approach. *Women and Birth*. 2017; 31(4):269-277
14. Jahanbin A, et al. Maternal folic acid supplementation and the risk of oral clefts in offspring. *Journal of Craniofacial Surgery*. 2018; 29(6): 534-541
15. Kancherla V, Oakley G, Brent R. Urgent global opportunities to prevent birth defects. *Seminars in Fetal & Neonatal Medicine*. 2013; 19(3): 153-160
16. Siddique F, Salam R, Lassi Z, Das J. The intertwined relationship between malnutrition and poverty. *Frontiers in Public Health*. 2020; 8(453).

17. Larranaga I, et al. Socio-economic inequalities in health, habits and self-care during pregnancy in Spain. *Maternal Child Health Journal* 2013; 17(7).
18. Chaya B. Prevalence of stunting in Syrian refugee children with cleft lip and/or cleft palate in time of crisis: A call for intervention. *Cleft Palate-Craniofacial Journal*. 2020; 57(10).
19. Andrade L, et al. Maternal consumption of caffeine and second-hand tobacco smoke as risk factors for the development of oral clefts. *Clinics*. 2023; 78(00).
20. Stott-Miller M, Heike CL, Kratz M, Starr JR. Increased risk of orofacial clefts associated with maternal obesity: case-control study and Monte Carlo-based bias analysis. *Paediatr Perinat Epidemiol*. 2010;24(5):502-512.
21. Solana R, et al. Current concepts on the effect of environmental factors on cleft lip and palate. *International Journal of Oral and Maxillofacial Surgery*. 2013; 42(2): 177-184.
22. Castro E, et al. Maternal risk factors associated with the development of cleft lip and cleft palate in Mexico: A case-control study. *Iran J Otorhinolaryngol*. 2017; 29(4): 189-195.
23. Hong Y, Xu X, Lian F, Chen R. Environmental risk factors for nonsyndromic cleft lip and/or cleft palate in Xinjiang Province, China: A multiethnic study. *Cleft Palate-Craniofacial Journal*. 2020; 58(4):489-496.
24. Fell M, et al. Maternal cigarette smoking and cleft lip and palate: A systematic review and meta-analysis. *Cleft Palate-Craniofacial Journal*. 2022; 59(9): 1185–1200.

25. Hao Y, et al. Association of parental environmental exposures and supplementation intake with risk of nonsyndromic orofacial clefts: a case-control study in Heilongjiang Province, China. *Nutrients*. 2015; 00(00): 7172-84
26. Eshete M, et al. The role of environmental factors in the etiology of nonsyndromic orofacial clefts. *The Journal of Craniofacial Surgery*. 2020; 3(1): 113-116.
27. Zajac D, Vallino L. Evaluation and management of cleft lip and palate : A Developmental Perspective. San Diego: Plural Publishing. 2017.
28. Candha A, Beale V. UK cleft lip and palate care: a contemporary perspective. *Paediatrics and Child Health*. 2023; 33(13): 382-394.
29. Beaty TH, Marazita ML, Leslie EJ. Genetic factors influencing risk to orofacial clefts: today's challenges and tomorrow's opportunities. *F1000Res*. 2016; 00(00).
30. Malik N. Textbook of oral and maxillofacial surgery, 5th ed. New Delhi: Jaypee Brothers Medical Publisher. 2022
31. Thukral R, et al. Incidence and distribution of cleft lip and palate and its correlation factors among Madhya Pradesh population. *Annals of R.S.C.B*. 2021; 25(4).
32. Rodrigues R, et al. SPINA classification of cleft lip and palate: a suggestion for a complement. *Archives de Pédiatrie*. 2018; 25(7): 439-441.
33. Stuppia, L, et al. Genetics of Syndromic and Nonsyndromic Cleft Lip and Palate. *Journal of Craniofacial Surgery*. 2011 22(5).

34. Worley M. Cleft lip and palate. *Clin Perinatol*. 2018; 45(4): 661-678.
35. Nnam N. Improving maternal nutrition for better pregnancy outcomes. *Proceedings of the Nutrition Society*. 2015; 74(4): 454-459.
36. Yin X, Li J, Li Y, Zou S. Maternal alcohol consumption and oral clefts: a meta-analysis. *Br J Oral Maxillofac Surg*. 2019;57(9):839-846.
37. Zhou Y, Sinnathamby V, Yu Y, Sikora L, Johnson Y, Mossey P, Little J. Folate intake, markers of folate status and oral clefts: An updated set of systematic reviews and meta-analyses. *Birth Defects Research*. 2020; 112(19):1699-1719.
38. Garland M, Reynolds K, Zhou C. Environmental mechanism of orofacial clefts. *Birth Defects Research*. 2020; 112(19): 1660-1698.
39. Neogi S, et al. Risk factors of orofacial clefts in India: A case control study. *Birth Defects Research*. 2017; 109(16):1284-1291.
40. Charlton B, dkk. Maternal use of oral contraceptives and risk of birth defects in Denmark: prospective, nationwide cohort study. *BMJ*. 2016; 00(00).
41. Ahn D, Kim J, Kang J, Kim Y, Kim K. Congenital anomalies and maternal age: A systematic review and meta-analysis of observational studies. *Acta Obstet Gynecol Scand*. 2022; 00(00): 484–498.
42. Berg E, Lie R, Sivertsen A, Haaland O. Parental age and the risk of isolated cleft lip: a registry-based study. *Annals of Epidemiology*. 2015; 25(12).
43. Badan Pengembangan dan Pembinaan Bahasa. Kamus Besar Bahasa Indonesia [Internet]. 2017 [cited 2022 November 29]. Available from: <https://kbbi.kemdikbud.go.id/entri/didik>.
44. Qadir A. Kapita selekta pendidikan. Yogyakarta: K-Media. 2017

45. Darmadi H, et al. Pengantar pendidikan : Suatu konsep dasar, teori, strategi, dan implementasi. Bandung : Alfabeta. 2018
46. Mardianto. Psikologi pendidikan. Medan : Perdana Publishing. 2012.
47. Peraturan Menteri Pendidikan Nasional Republik Indonesia Nomor 23 Tahun 2006 Tentang Standar Kompetensi Lulusan Untuk Satuan Pendidikan Dasar Dan Menengah.
48. Peraturan Menteri Pendidikan Dan Kebudayaan Republik Indonesia Nomor 3 Tahun 2020 Tentang Standar Nasional Pendidikan Tinggi.
49. Mirowsky J, Ross C. Education, Social Status, and Health. USA : Routledge. 2017
50. Davies N, et al. The causal effects of education on health outcomes in the UK Biobank. *Nature Human Behavior*. 2018; 2(2):117-125.
51. Oechsle A, Wensing M, Ullrich C, Bombana M. Healthy knowledge of lifestyle-related risks during pregnancy: A cross-sectional study of pregnant women in Germany. *International Journal of Environmental Research and Public Health* 2020; 17(22).
52. Li D, et al. Knowledge, attitude and practice level of women at the periconceptional period: a cross-sectional study in Shaanxi China. *BMC Pregnancy and Childbirth*. 2019; 00(00): 1-12.
53. Aprita S, Sosiologi Hukum. Jakarta: Kencana. 2021
54. Prato M. Middle-status conformity revisited: The interplay between achieved and ascribed status. *Academy of Management Journal*. 2019; 63(4).

55. Berkman L, Kawachi I, Glymour M. *Social Epidemiology*, 2nd ed. New York: Oxford University Press. 2014
56. Wang J, Geng L. Effects of socioeconomic status on physical and psychological health: lifestyle as a mediator. *International Journal of Environmental Research and Public Health*. 2019; 16(2).
57. Derso T, Albera Z, Tariku A. Magnitude and associated factors of anemia among pregnant women in Dera District: a cross-sectional study in Northwest Ethiopia. *BMC Res Notes*. 2017; 10(1).
58. Kim M, et al. Socioeconomic status can affect pregnancy outcomes and complications, even with a universal healthcare system. *International Journal for Equity in Health* 2018; 17(2).
59. Xuan Z, et al. Maternal active smoking and risk of oral clefts: a meta-analysis. *Oral And Maxillofacial Surgery*. 2016; 122(6).
60. Lawal T, Yusuf O, Fatiregun B. Knowledge of birth defects among nursing mothers in a developing country. *African Health Sciences*. 2015; 15(1).
61. Bashir S, Ansari AH, Sultana A. Knowledge, attitude, and practice on antenatal care among pregnant women and its association with sociodemographic factors: a hospital-based study. *J Patient Exp*. 2023; 10(00): 1-11
62. Vu G, et al. Poverty and risk of cleft lip and palate: an analysis of United States birth data. *Plast Reconstr Surg*. 2022;149(1):169-182.
63. Lin Y, Shu S, Tang S. A case-control study of environmental exposures for nonsyndromic cleft of the lip and/or palate in Eastern guangdong, China. *International Journal of Pediatric Otorhinolaryngology*. 2014; 78(3):544-550.

64. Alfwaress F, Khwaileh F, Rawashdeh M, Alomari M, Nazzal M. Cleft lip and palate: demographic patterns and the associated communication disorders. *J Craniofac Surg*. 2017;28(8).
65. Pawluk M, Campaña H, Gili J, et al. Adverse social determinants and risk for congenital anomalies. *Arch Argent Pediatr*. 2014;112(3):215-223.

LAMPIRAN

Surat Tugas



KEMENTERIAN PENDIDIKAN, KEBUDAYAAN,
RISET, DAN TEKNOLOGI
UNIVERSITAS HASANUDDIN
FAKULTAS KEDOKTERAN GIGI
Jl. Perintis Kemerdekaan Km. 10, Makassar 90245
Telepon (0411) 586012, 584641 Faximile. (0411) 584641
Laman: dent.unhas.ac.id

SURAT TUGAS

Nomor: 3096/UN4.13/TD.06/2022

- Dari : Dekan Fakultas Kedokteran Gigi Universitas Hasanuddin
- Kepada : **Andi Tajrin, drg., M.Kes., Sp.BM (K).**
- Isi : 1. Menugaskan kepada Saudara sebagai Dosen Pembimbing Skripsi mahasiswa pada Program Studi Pendidikan Kedokteran Gigi Fakultas Kedokteran Gigi Universitas Hasanuddin, yakni:
- Angkatan 2020**
- Raniyah Az-Zahra Ramadhani (J011201142)
 - Faraqna R. Pahlevi (J011201030)
 - Yadul Ulya Hayatunnisa (J011201103)
2. Bahwa Saudara yang namanya tersebut pada surat penugasan ini dipandang cakap dan memenuhi syarat untuk melaksanakan tugas tersebut.
3. Agar penugasan ini dilaksanakan dengan sebaik-baiknya dan penuh rasa tanggung jawab.
4. Surat penugasan ini berlaku sejak tanggal ditetapkan, dengan ketentuan bahwa apabila dikemudian hari terdapat kekeliruan dalam surat penugasan ini, akan diadakan perbaikan sebagaimana mestinya

Makassar, 7 September 2022

Dekan

Prof. Dr. Edy Machmud, drg., Sp.Prof (K)
NIP. 196311041994011001

Tembusan Yth.:

1. Wakil Dekan Bidang Akademik dan Kemahasiswaan FKG Unhas;
2. Kepala Bagian Tata Usaha FKG Unhas;
3. Yang bersangkutan.



Undangan Seminar Proposal



KEMENTERIAN PENDIDIKAN, KEBUDAYAAN,
RISET, DAN TEKNOLOGI
UNIVERSITAS HASANUDDIN
FAKULTAS KEDOKTERAN GIGI
Jalan Perintis Kemerdekaan Km. 10, Makassar 90245
Telepon (0411) 586012, Faximile (0411) 584641
Laman www.unhas.ac.id Email fdhu@unhas.ac.id

Nomor : 01915/UN4.13/PT.01.06/2023 Makassar, 23 Mei 2023
Lampiran : -
Hal : Undangan Penguji Seminar Proposal Skripsi

Kepada Yth.
- Prof. Dr. M. Hendra Chandha, drg., M.S.
- Andi Tajrin, drg., M.Kes., Sp.BM.M. Subsp. C.O.M. (K)
- Yossy Yoanita Ariestiana, drg.,M.KG., Sp.BM.M. Subsp.Ortognat-D (K).
Di-
Tempat

Dengan Hormat, Bersama ini kami mengundang Bapak/Ibu Dosen Pembimbing dan Penguji Seminar Proposal Skripsi Departemen Bedah Mulut & Maksilofasial, untuk menghadiri Seminar Prposal Skripsi . Mahasiswa atas nama sebagai berikut:

Nomor : Yadul Ulya Hayatunnisa
Lampiran : J011201103
Hal : Hubungan Status Pendidikan dan Status Sosial Ibu terhadap Kejadian Cleft Lip dan Cleft Palate.
Pembimbing : Andi Tajrin, drg., M.Kes., Sp.BM.M. Subsp. C.O.M. (K)
Penguji I : Prof. Dr. M. Hendra Chandha, drg., M.S.
Penguji II : Yossy Yoanita Ariestiana, drg.,M.KG., Sp.BM.M. Subsp.Ortognat-D (K).

Yang akan dilaksanakan pada:

Hari/Tanggal : Kamis, 25 Mei 2023
Waktu : 09:00 WITA - Selesai
Tempat : Ruang S3 Fakultas Kedokteran Gigi Unhas

Atas kehadiran Bapak/Ibu Dosen Pembimbing dan Penguji Seminar Proposal Skripsi Departemen Bedah Mulut & Maksilofasial, kami mengucapkan terima kasih.

Ketua Departemen Bedah Mulut & Maksilofasial
Fakultas Kedokteran Gigi



Prof. Dr. M. Hendra Chandha, drg.,M.S.
Nip. 195906221988031003



Undangan Seminar Hasil



KEMENTERIAN PENDIDIKAN, KEBUDAYAAN,
RISET, DAN TEKNOLOGI
UNIVERSITAS HASANUDDIN
FAKULTAS KEDOKTERAN GIGI
Jalan Perintis Kemerdekaan Km. 10, Makassar 90245
Telepon (0411) 586012, Faximile (0411) 584641
Laman www.unhas.ac.id Email fdhu@unhas.ac.id

Nomor : 04908/UN4.13.7/PT.01.06/2023

24 November 2023

Lampiran: -

Hal : Undangan Penguji Seminar Hasil Skripsi

Kepada Yth.

- Prof. Dr. M. Hendra Chandha, drg., M.S.

- Andi Tajrin, drg., M.Kes., Sp.BM.M. Subsp. C.O.M. (K).

- Yossy Yoanita Ariestiana, drg.,M.KG., Sp.BM.M. Subsp.Ortognat-D (K).

Di-

Tempat

Dengan Hormat, Bersama ini kami mengundang Bapak/Ibu Dosen Pembimbing dan Penguji Seminar Hasil Skripsi Departemen Bedah Mulut & Maksilofasial, untuk menghadiri Seminar Hasil Skripsi . Mahasiswa atas nama sebagai berikut:

Nama : Yadul Ulya Hayatunnida

Stambuk : J011201027

Hal : Hubungan Status Pendidikan dan Status Sosial terhadap Kejadian Cleft Lip dan Cleft Palate.

Pembimbing : Andi Tajrin, drg., M.Kes., Sp.BM.M. Subsp. C.O.M. (K).

Penguji I : Prof. Dr. M. Hendra Chandha, drg., M.S.

Penguji II : Yossy Yoanita Ariestiana, drg.,M.KG., Sp.BM.M. Subsp.Ortognat-D (K).

Yang akan dilaksanakan pada:

Hari/Tanggal : Sabtu, 25 November 2023

Waktu : 10.00 WITA - Selesai

Tempat : Via Zoom

Meeting ID : 849 2506 2676

Passcode : 248578

Atas kehadiran Bapak/Ibu Dosen Pembimbing dan Penguji Seminar Hasil Skripsi Departemen Bedah Mulut & Maksilofasial, kami mengucapkan terima kasih.

Ketua Departemen Bedah Mulut & Maksilofasial
Fakultas Kedokteran Gigi



Prof. Dr. M. Hendra Chandha, drg., M.S.

Nip. 195906221988031003





**KEMENTERIAN PENDIDIKAN, KEBUDAYAAN,
RISET, DAN TEKNOLOGI
UNIVERSITAS HASANUDDIN
FAKULTAS KEDOKTERAN GIGI
DEPARTEMEN ILMU BEDAH MULUT & MAKSILOFASIAL**
Jl. Perintis Kemerdekaan Km. 10, Makassar 90245
Telepon (0411)586012, 584641 Faximile (0411) 584641
Laman: dent.unhas.ac.id

KARTU KONTROL SKRIPSI

Nama : Yadul Ulya Hayatunnisa
Stambuk : J011201103
Dosen Pembimbing : Andi Tajrin, drg., M.Kes., Sp.BMM., Subsp. C.O.M. (K).
Judul : *Literature Review: Hubungan Status Pendidikan dan Status Sosial*









Ibu Terhadap Kejadian Cleft Lip dan Cleft Palate

No.	Hari/Tanggal	Materi Konsultasi	Paraf	
			Pembimbing	Mahasiswa
1	12 September 2022	Menghubungi Dosen Pembimbing		
2.	16 September 2022	Pengajuan Judul		
3.	11 November 2022	Pengajuan BAB I, BAB II, dan BAB III		
4.	27 Desember 2022	Pengajuan Revisi BAB I, BAB II, dan BAB III		
5.	6 Januari 2022	Pengajuan Revisi BAB I, BAB II, dan BAB III		
6.	20 Mei 2023	Pengajuan Revisi BAB I, BAB II, BAB III, ACC BAB I, BAB II, BAB III, dan Pengarahan untuk Seminar Proposal		
7.	23 Mei 2023	ACC PPT Seminar Proposal		
8.	26 Mei 2023	Seminar Proposal		
9.	23 Oktober 2023	Pengajuan Revisi Proposal		



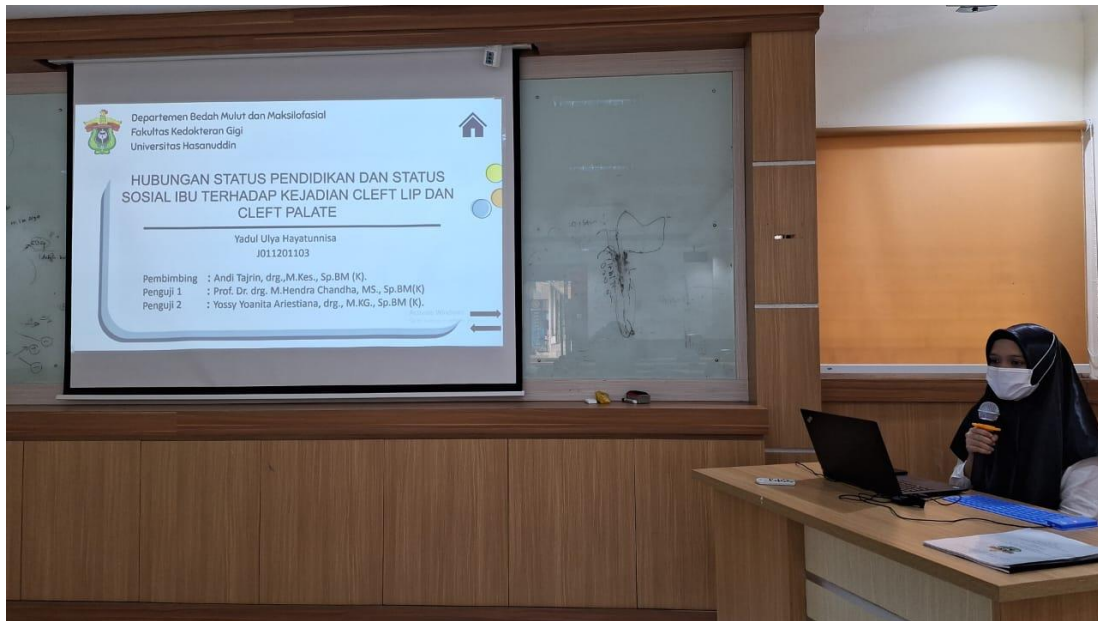
**KEMENTERIAN PENDIDIKAN, KEBUDAYAAN,
RISET, DAN TEKNOLOGI
UNIVERSITAS HASANUDDIN
FAKULTAS KEDOKTERAN GIGI
DEPARTEMEN ILMU BEDAH MULUT & MAKSILOFASIAL**

Jl. Perintis Kemerdekaan Km. 10, Makassar 90245
Telepon (0411)586012, 584641 Faximile (0411) 584641
Laman: dent.unhas.ac.id

10.	27 Oktober 2023	Pengajuan Revisi Proposal dan Pengajuan BAB IV		
11.	20 November 2023	Pengajuan Revisi BAB IV		
12.	24 November 2023	Pengarahan untuk Seminar Hasil		
13.	25 November 2023	Seminar Hasil		

DOKUMENTASI


Seminar Proposal




Seminar Hasil



PPT Seminar Hasil

 Departemen Bedah Mulut dan Maksilofasial
Fakultas Kedokteran Gigi
Universitas Hasanuddin



HUBUNGAN STATUS PENDIDIKAN DAN STATUS SOSIAL IBU TERHADAP KEJADIAN *CLEFT LIP* DAN *CLEFT PALATE*

Yadul Ulya Hayatunnisa
J011201103

Pembimbing : Andi Tajrin, drg.,M.Kes., Sp.BM (K).
Penguji 1 : Prof. Dr. drg. M.Hendra Chandha, MS.
Penguji 2 : Yossy Yoanita Ariestiana, drg., M.KG., Sp.BM (K).

