

DAFTAR PUSTAKA

- Asiriwardhana, M and Bertolo, R.F. 2020. Guanidinoacetic acid supplementation: A narrative review of its metabolism and effects in swine and poultry. *Frontier in Animal Science*. 3:1-14. <https://doi.org/10.3389/fanim.2022.972868>
- Alhotan, R.A., Al Sulaiman, A.R., Alharthi, A.S., and Abudabos, A.M. 2021. Protective influence of betaine on intestinal health by regulating inflammation and improving barrier function in broilers under heat stress. *Poultry Science*. 100:101337. <https://doi.org/10.1016/j.psj.2021.101337>
- Amtiran, C.P.K., Amalo, F.A., Maha, I.T., and Nitbani, H. 2021. Muscle micromorphology and histomorphometry of sumba ongole cattle (*Bos indicus*). *Jurnal Ilmiah Peternakan Terpadu*. 9(3): 265-278. <http://dx.doi.org/10.23960/jipt.v9i3.p265-278>
- Antarani, I., Laihad, J.T., Poli, Z., Montong, P.R.R.I. 2020. Penampilan karkas ayam pedaging dengan pemberian kulit kopi (*Coffea sp*) pengolahan sederhana substitusi sebagian jagung dengan level yang berbeda. *Zootec*. 40(1): 172–181. <https://doi.org/10.35792/zot.40.1.2020.26950>
- Amiri, M., Ghasemi, H.A., Hajkhodadadi, I., Farahani, A.H.K. 2019. Efficacy of guanidinoacetic acid at different dietary crude protein levels on growth performance, stress indicators, antioxidant status, and intestinal morphology in broiler chickens subjected to cyclic heat stress. *Animal Feed Science and Technolo*, 254: 114208. <https://doi.org/10.1016/j.anifeedsci.2019.114208>
- Anwar, P., Jiyanto, J., dan Santi, M. A. 2019. Percentage of Carcass, Carcass Parts and Abdominal Fat of Broilers with Andaliman (*Zanthoxylum acanthopodium* DC) Supplementation in the Diet. *Journal of Tropical Animal Production*. 20(2): 172–178. <https://doi.org/10.21776/ub.jtapro.2019.020.02.10>
- Ahmadipour, B., Khajali, F., and Sharifi, M. R. 2018. Effect of guanidinoacetic acid supplementation on growth performance and

- gut morphology in broiler chickens. *Poultry Science Journal*, 6(1), 19–24. <https://doi.org/10.22069/psj.2018.13854.1279>
- Amalo, F. A. 2017. Identification of broiler meat with histological methods. *Jurnal Kajian Veteriner*. 5(1): 11-20. <https://doi.org/10.35508/jkv.v5i1.1021>
- Azizah, N. A., Mahfudz, L. D., dan Sunarti, D. 2017. Kadar Lemak dan Protein Karkas Ayam Broiler Akibat Penggunaan Tepung Limbah Wortel (*Daucus carota* L.) dalam Ransum. *Jurnal Sain Peternakan Indonesia*. 12(4): 389-396. <https://doi.org/10.31186/jspi.id.12.4.389-396>
- Arafa, A.S.M., El-Faham, A.I., Abdallah, A.G., and El-Sanhoury, M.H.S. 2017. Effect of guanidino acetic acid with or without amino acids and feed enzyme on performance, carcass characteristics and economic efficiency in broilers fed a corn/soy- based diets. *Egyptian Journal of Nutrition and Feeds*. 20(2): 93-102. <https://doi.org/10.21608/EJNF.2017.103929>
- Abdurrachman., Krismashogi, D., Farindra, I., dan Rambung, E. 2016. *Indahnya Seirama Kinesiologi dalam Anatomi*. Intelegensia Media: Malang. 56.
- Amerah, A. M and Ravindran, V. 2015. Effect of coccidia challenge and natural betaine supplementation on performance, nutrient utilization, and intestinal lesion scores of broiler chickens fed suboptimal level of dietary methionine. *Poultry Science*. 94: 673–680. <https://doi.org/10.3382/ps/pev022>
- Agustina, L. 2013. *Potensi Ayam Buras Indonesia*. Graha Ilmu: Yogyakarta. 36-61.
- Apicella, J.M., Lee, E.C., Bailey, B.L., Saenz, C., Anderson, J.M., Craig, S.A., Kraemer, W.J., Volek, J.S., and Maresh, C.M. 2013. Betaine supplementation enhances anabolic endocrine and Akt signaling in response to acute bouts of exercise. *European Journal of Applied Physiology*. 113(3): 793-802. <https://doi.org/10.1007/s00421-012-2492-8>

- Agustina, L., dan Purwanti, S. 2012. *Ilmu Nutrisi Unggas*. Rumah Pengetahuan: Solo. 65-67
- Bulkaini., Mastur., Ashari., Sumadi, I.K., and Bidura I.G.N.G. 2021. Technological Innovation for Making Broiler Chicken Feed Based on Local Raw Materials. *Journal of Master of IPA Education Service* 4(4): 123-127. <https://doi.org/10.29303/jpmppi.v3i2.1071>
- Boney, J.W., Patterson, P.H., Solis, F. 2020. The effect of dietary inclusions of guanidinoacetic acid on D1-42 broiler performance and processing yields. *Journal of Applied Poultry Research*. 29: 220-228. <https://doi.org/10.1016/j.japr.2019.10.008>
- Budipitojo, T., Ariana., Pangestiningih, T.W., Wijayanto, H., Kusindarta, D.L., and Musana, D.K. 2017. Study of glucose transporter 4 distribution in skeletal muscle of kedu cemani chicken. *Jurnal Sain Veteriner*. 35(2): 254-259. <https://doi.org/10.22146/jsv.34698>
- Badan Standarisasi Nasional. 2015. SNI 8173.3-2015: *Pakan Ayam Ras Pedaging (Broiler)*. Standar Nasional Indonesia. Jakarta.
- Baye, A., Sompie, F. N., Bagau, B., dan Regar, M. 2015. Penggunaan tepung limbah pengalengan ikan dalam ransum terhadap performa broiler. *Jurnal Zootek*. 35 (1): 96-105. <https://doi.org/10.35792/zot.35.1.2015.7106>
- Bogucka, J., Bogucki, M., dan Frymarski, M. 2015. Microstructure of the Masseter Muscle (Musculus masseter) in Cattle. *Folia Pomer. Univ. Technol. Stetin., Agric., Aliment., Pisc., Zootech.*, 322 (36)4: 29-36. <https://hdl.handle.net/20.500.12539/890>
- Bunyamin, Z., Efendi, R., Andayani, N.N., dan Serealia, T. 2013. Utilization of corn waste for the animal feed industry. *Seminar Nasional Inovasi Teknologi Pertanian*. 153-166.
- Brosnan, J. T., Wijekoon, E. P., Warford-Woolgar, L., Trottier, N. L., Brosnan, M. E., Brunton, J. A., and Bertolo, R. F. P. 2009. Creatine synthesis is a major metabolic process in neonatal piglets and has important implications for amino acid metabolism and methyl

- balance. *Journal of Nutrition*. 139: 1292–1297. <https://doi.org/10.3945/jn.109.105411>
- Burke, D.G., Candow, D.G., Chilibeck, P.D., MacNeil, L.G., Roy, B.D., Tarnopolsky, M.A., Ziegenfuss, T. 2008. Effect of creatine supplementation and resistance-exercise training on muscle insulin-like growth factor in young adults. *International of Journal Sport Nutrition and Exercise Metabolism*. 18(4): 389–398. <https://doi.org/10.1123/ijsnem.18.4.389>
- Çenesiz, A. A., Yavaş, I., Çiftci, I., Ceylan, N. and Taşkesen, H. O. 2020. Guanidinoacetic acid supplementation is favourable to broiler diets even containing poultry byproduct meal. *Jurnal British Poultry Science*. 61(3): 311-319. <https://doi.org/10.1080/00071668.2020.1720909>
- Chen, R., Yang, M., Song, Y. D., Wang, R. X., Wen, C., Liu, Q., Zhou, Y. M., and Zhuang, S. 2022. Effect of anhydrous betaine and hydrochloride betaine on growth performance, meat quality, postmortem glycolysis, and antioxidant capacity of broilers. *Poultry Science*. 101:101687. <https://doi.org/10.1016/j.psj.2021.101687>.
- Chen, R., Wen, C., Gu, Y.F., Wang, C., Chen, Y.P., Zhuang, S., and Zhou, Y.M. 2020. Dietary betaine supplementation improves meat quality of transported broilers through altering muscle anaerobic glycolysis and antioxidant capacity. *Journal of the Science of Food and Agriculture*. 100(6): 2656–2663. <https://doi.org/10.1002/jsfa.10296>.
- Chen, R., Zhuang, S., Chen, Y.P., Cheng, Y.F., Wen, C., and Zhou, Y.M. 2018. Betaine improves the growth performance and muscle growth of partridge shank broiler chickens via altering myogenic gene expression and insulin-like growth factor-1 signaling pathway. *Poultry Science*. 97: 4297–4305. <https://doi.org/10.3382/ps/pey303>
- Cordova-Noboa, H. A., Oviedo-Rondón, E. O., Sarsour, A. H., Barnes, J., Sapkota, D., López, D., Gross, L., Rademacher-Heilshorn, M., and Braun, U. 2018. Effect of guanidinoacetic acid supplementation on live performance, meat quality, pectoral myopathies and blood

- parameters of male broilers fed corn-based diets with or without poultry by-products. *Poultry Science*, 97(7): 2494–2505. <https://doi.org/10.3382/ps/pey097>.
- Chand, N., Naz, S., Maris, H., Khan, R. U., Khan, S., and Qureshi, M. S. 2017. Effect of betaine supplementation on the performance and immune response of heat stressed broilers. *Pakistan Journal Zoological*. 49(5):1857–1862. <https://doi.org/10.17582/journal.pjz/2017.49.5.1857.1862>
- Cholewa, J.M., Guimaraes-Ferreira, L., and Zanchi, N.E. 2014. Effects of betaine on performance and body composition: a review of recent findings and potential mechanisms. *Amino Acids*. 46(8):1785-1793. [10.1007/s00726-014-1748-5](https://doi.org/10.1007/s00726-014-1748-5)
- Chen, W., Tangara, M., Xu, J., and Peng, J. 2012. Developmental transition of pectoralis muscle from atrophy in late-term duck embryos to hypertrophy in neonates. *Experimental Physiology*. 97(7): 861 –872. <https://doi.org/10.1113/expphysiol.2011.01083.x>.
- Clow, K.A., Treberg, J.R., Brosnan, M.E., and Brosnan, J.T. 2008. Elevated tissue betaine contents in developing rats are due to dietary betaine, not to synthesis. *Journal of Nutrition*. 138: 1641–1646. <https://doi.org/10.1093/jn/138.9.1641>
- Craig, S.A.S. 2004. Betaine in human nutrition. *The American Journal of Clinical Nutrition*. 80(3): 539-549. <https://doi.org/10.1093/ajcn/80.3.539>
- DeGroot, A.A., Branu, U., and Dilger, R.N. 2018. Efficacy of guanidinoacetic acid on growth and muscle energy metabolism in broiler chicks receiving arginine deficient diets. *Poultry Science*. 97(7): 890-900. <https://doi.org/10.3382/ps/pex378>
- Dobenecker, B., and Braun, U. 2015. Creatine and creatinine contents in different diet types for dogs – effects of source and processing. *Journal of Animal Physiology and Animal Nutrition*. 99:1017–1024. <https://doi.org/10.1111/jpn.12383>

- Dahlan, M dan Hudi, N. 2011. Studi manajemen perkandangan ayam broiler di dusun wangket desa kaliwates kecamatan kembangbahu kabupaten lamongan. *Jurnal Ternak*. 2(1): 24-29.
- Eklund, M., Bauer, E., Wamatu, J., and Mosenthin, R. 2005. Potential nutritional and physiological functions of betaine in livestock. *Nutrition Research Rev.* (18):31–48. <https://doi.org/10.1079/NRR200493>
- Esser, A.F.G., Goncalves, D.R.M., Rorig, A., Cristo, A.B., Perini, R., and Fernandes, J.I.M. 2017. Effects of guanidinoacetic acid and arginine supplementation to vegetable diets fed to broiler chickens subjected to heat stress before slaughter. *Brazilian Journal of Poultry Science*. 429-436. <http://dx.doi.org/10.1590/1806-9061-2016-0392>
- EFSA. 2016. Safety and efficacy of guanidinoacetic acid for chickens for fattening, breeder hens and roosters, and pigs. *Journal Efsa*. 14(2): 4394.
- Fosoul, S. S., Azarfar, A., Gheisari, A., and Khosravinia, H. 2018. Energy utilisation of broiler chickens in response to guanidinoacetic acid supplementation in diets with various energy contents. *British Journal of Nutrition*. 120: 131–140. [10.1017/S0007114517003701](https://doi.org/10.1017/S0007114517003701)
- Fitasari, E., K. Reo., dan N. Niswi. 2016. Penggunaan kadar protein berbeda pada ayam kampung terhadap penampilan produksi dan pencernaan protein. *Jurnal Ilmu-ilmu Peternakan*. 26(2): 73-83.
- Ghasemi, H. A., and Nari, N. 2020. Effect of supplementary betaine on growth performance, blood biochemical profile, and immune response in heat-stressed broilers fed different dietary protein levels. *Journal of Applied Poultry Research*, 29(2): 301–313. <https://doi.org/10.1016/j.japr.2019.11.004>
- Griadhi, I.P.A. 2019. Adaptasi biomolekuler hipertropi jaringan otot rangka pada latihan beban dan manfaatnya pada sindroma metabolic. *Sport and Fitness Journal*, 7(2): 72-79. <https://doi.org/10.24843/spj.2019.v07.i02.p09>
- Geiger, A.E., Daughtry, M.R., Gow, C.M., Siegel, P.B., Shi, H., and Gerrard, D.E. 2018. Long-term selection of chickens for body weight alters

- muscle satellite cell behaviors. *Poultry Science*. 97(7): 2557-2567.
<https://doi.org/10.3382/ps/pey050>
- Hasanah, A., and Hartoyo, B. 2023. Effects of encapsulated fermeherbafit in feed towards blood and meat cholesterol levels of broiler chicken. *Jurnal Ilmiah Ilmu-Ilmu Peternakan*. 26(1): 36-45.
<https://doi.org/10.0.87.165/jiiip.v26i1.24547>
- Hardiyanto, Y. 2022. *Performa, kualitas daging, profil usus dan profil darah ayam broiler yang diberikan asam guanidino asetat: meta-analisis*. Tesis tidak diterbitkan. Bogor: Program Pascasarjana.
- Haskito, A.E.P. 2020. Tinjauan histopatologi otot sayap dan paha ayam broiler strain *cobb* dipapar polutan dioksin (2,3,7,8-*tetrachlorodibenzo-p-dioxin*) sebagai penentuan keamanan dan kualitas daging. *Penelitian DPP/SPP fakultas kedokteran hewan: Malang*. 17-19.
- Hwang, S.Y., Bokyung, S., and Deuk, K.N. 2019. Roles of folate in skeletal muscle cell development and functions. *Archives of Pharmacal Research*. 42: 319-325. <https://doi.org/10.1007/s12272-018-1100-9>
- Hendriyanto, W. 2019. *Sukses Beternak dan Berbisnis Ayam Pedaging (Broiler)*. Laksana: Yogyakarta. 7-8.
- He, S., Zhao, S., Dai, S., Liu, D., and Bokhari, S. G. 2015. Effects of dietary betaine on growth performance, fat deposition and serum lipids in broilers subjected to chronic heat stress. *Journal Animal Science*. 86: 897–903. <https://doi.org/10.1111/asj.12372>
- Hudiansyah, P., Sunarti, D., dan Sukamto, B. 2015. Pengaruh penggunaan kulit pisang terfermentasi dalam ransum terhadap ketersediaan energi ayam broiler. *Jurnal Agromedia*. 33(2): 1-9.
- Ilhan, A. O., Ozkoc, M., Ol, K. K., Karimkhani, H., Senturk, H., Burukoglu, D., and Kanbak, G. 2020. Protective effect of betaine against skeleton muscle apoptosis in rats induced by chronic alcohol and statin consumption. *Bratislava Medical Journal*. 121(8): 589–599.
https://dx.doi.org/10.4149/BLL_2020_098
- Ibrahim, D., Sayed, R.E., Hassan, A.A., and Morshedy, A. M. 2019. Creatine or guanidinoacetic acid? Which is more effective at

enhancing growth, tissue creatine stores, quality of meat, and genes controlling growth/myogenesis in Mulard ducks. *Journal Of Applied Animal Research*. 47(1): 159-166. <https://doi.org/10.1080/09712119.2019.1590205>

Irmayuanita, A., Suprijatna, E and Sarengat, W. 2015. Commercial carcass cuts in kampung chicken of feeding addition “emprit” ginger powder (*Zingiber officinale var. Amaram*) with different duration. *Seminar Nasional Tentang Unggas Lokal V*. 330-336.

Khalil, S., Saenbungkhor, N., Kesnava, K., Sivapirunthep, P., Sittigripong, R., Jumanee, S., and Chaosap, C. 2021. Effects of guanidinoacetic acid supplementation on productive performance, pectoral myopathies, and meat quality of broiler chickens. *Jurnal Animals*. 11(3180): 1-19. <https://doi.org/10.3390/ani11113180>

Khajali F, Lemme A, Rademacher-Heilshorn M. 2020. Guanidinoacetic acid as a feed supplement for poultry. *World's Poultry Science Journal*. 76(2): 270-291. <https://doi.org/10.1080/00439339.2020.1716651>

Kumari, K.N.R., Nath, D.N., 2018. Ameliorative measures to counter heat stress in poultry. *Worlds Poultry Science Journal*. 74, 117–130. <https://doi.org/10.1017/S0043933917001003>.

Krueger, K., Damme, K. and Lemme, A. 2010. Bessere Mast Mit CreAmino. *DGS Magazin*, 10–14.

Listyasari, N., Soeharsono., Purnama, M.T.E. 2022. Peningkatan bobot badan, konsumsi dan konversi pakan dengan pengaturan komposisi seksing ayam broiler jantan dan betina. *Acta Veterinaria Indonesiana*. 10(3): 275–280. <https://doi.org/10.29244/avi.10.3.275-280>

Laili, A.R., Damayanti, R., Setiawan, B., and Hidanah, S. 2022. Comparison of broiler performance in closed house and open house systems in trenggalek. *Journal of Applied Veterinary Science and Technology*. 3: 6-11. <https://doi.org/10.20473/javest.V3.01.2022.6-11>

Leng, Z., Fu, Q., Yang, X., Ding, L., Wen, C., Zhou, Y. 2016. Increased fatty acid b-oxidation as a possible mechanism for fat-reducing effect of

- betaine in broilers. *Journal Animal Science*. 87(8): 1005-1010.
<https://doi.org/10.1111/asj.12524>
- Lemme A, Ringel J, Sterk A and Young JF. 2007. Supplemental guanidino acetic acid affects energy metabolism of broilers. *In Proceedings of the 16th European Symposium on Poultry Nutrition*. 339–342.
- Lemme, A., Elwert, C., Gobbi, R., and Rademacher, M. 2011. Application of the guanidino acetic acid as creatine source in broilers fed diets with or without fish meal. *In Proceedings of 18th European Symposium on Poultry Nutrition*. 453–455.
<https://doi.org/10.1080/1828051X.2021.1901615>
- Majid, W.N., Supratman, H., and Saefulhadjar, D. 2022. The Effect of New Probiotic Heryaki in Ration on Weight Gain and Feed Conversion Ratio in Broiler. *Jurnal Nutrisi Ternak Tropis dan Ilmu Pakan*. 4(2): 59-65. <https://doi.org/10.24198/jnttip.v4i2.41132>
- Manafe, M. E. 2022. Substitusi krokot (*Portulaca oleracea L.*) dalam ransum terhadap kandungan kolesterol daging, darah dan trigliserida pada ayam broiler. *Jurnal AgroSainTa*. 6(1): 9-14.
<https://doi.org/10.51589/ags.v6i1.86>.
- Maidin, M.B.M., McCormack, H.A., Wilson, P.W., Caughey, S.D., Whenham, N., and Dunn, I.C. 2021. Dietary betaine reduces plasma homocysteine concentrations and improves bone strength in laying hens. *Poultry Science*. 62: 573-578.
<https://doi.org/10.1080/00071668.2021.1883550>
- Moenek, D.Y.J.A., dan Toelle, N.N. 2021. Gambaran histologi daging ayam kampung (*gallus domesticus*) yang diberikan ekstrak daun belimbing wuluh (*averrhoa bilimbi*). *Jurnal Kajian Veteriner*. 9(3): 164-170.
- Majdeddin, M., Braun, U., Lemme, A., Golian, A., Kermanshahi, H., de Smet, S., and Michiels, J. 2020. Guanidinoacetic acid supplementation improves feed conversion in broilers subjected to heat stress associated with muscle creatine loading and arginine sparing. *Poultry Science*. 99(9): 4442–4453.
<https://doi.org/10.1016/j.psj.2020.05.023>

- Megawati, N. I., Yeni, D., Muhammad, T. E. P., Soeharsono., Aditya, Y., dan Maya, N. Y. 2020. Pola pertumbuhan ayam broiler strain lohmann berdasarkan osteometri tulang sayap. *Jurnal Medik Veteriner* 3 (2): 216- 223. <https://doi.org/10.20473/jmv.vol3.iss2.2020.216-223>
- Mait, Y.S., Rompis, J.E.G., Tulung, B., Laihad, J., Londok, J.J.M.R. 2019. Pengaruh pembatasan pakan dan sumber serat kasar berbeda terhadap bobot hidup, bobot karkas dan potongan komersial karkas ayam broiler strain lohman. *Zootec.* 39(1): 134-145. <https://doi.org/10.35792/zot.39.1.2019.23810>
- Majdeddin, M., Golian, A., Kermanshahi, H., De Smet, S., Michiels, J., 2018. Guanidinoacetic acid supplementation in broiler chickens fed corn- soybean diets effects performance in the finisher period and energy metabolites in breast muscle independent of diet nutrient density. *Poultry Science*, 59(4): 443–451. <https://doi.org/10.1080/00071668.2018.1476678>
- Muthalib, E. K. A., Malelak, G. E., dan Armadianto, H. 2017. Pengaruh penggunaan madu terhadap kadar air, protein, lemak, kolesterol dan oksidasi lemak daging ayam broiler asap. *Jurnal Nukleus Peternakan*, 4(2): 130-137.
- Maharatih, N. M. D., Sukanata, I.W. and Astawa, I.P.A. 2017. Analysis performance of the broiler farm business at partnership model with of the opened house system (case study in baluk village, negara district). *Journal of Tropical Animal Science*. 5(2): 407-416.
- Murray, R.K., Granner, D.K., dan Rodwell, V.W. 2017. *Biokimia Harper*. Edisi 27. Penerbit Buku Kedokteran ECG: Jakarta. 239
- Michiels, J., Maertens, L., Buyse, J., Lemme, A., Rademacher, M., Dierick, N.A., and Smet, S. D. 2012. Supplementation of guanidinoacetic acid to broiler diets: Effects on performance, carcass characteristics, meat quality, and energy metabolism. *Poultry Science*. 91(2): 402-412. <https://doi.org/10.3382/ps.2011-01585>
- Mousavi, S. N., Afsar, A., and Lotfollahian, H. 2013. Effects of guanidinoacetic acid supplementation to broiler diets with varying

- energy contents. *Journal of Applied Poultry Research*, 22(1), 47–54.
<https://doi.org/10.3382/japr.2012-00575>.
- Murakami, A.E., Fernandes, J.I.M., Hernandes, L., and Santos, T.C. 2012. Effects of starter diet supplementation with arginine on broiler production performance and on small intestine morphometry. *Pesquisa Veterinaria Brasileria*. 32(3): 259-266.
<https://doi.org/10.1590/S0100-736X2012000300014>
- Mahfudz, L.D., Atmomarsono, U., Sunarti, D., Suprijatna, E and Sarjana, T.A. 2011. Protein consumption and efficiency of kedu arab and their crossing chickens fed diets with different protein levels. *Poultry Science*. 31(2): 491-500.
- Ngitung, R., dan Umar, M.F.R. 2022. *Penurunan Kadar Lemak Dan Kolesterol Ayam Broiler*. Global-RCI: Gowa. 18-23.
- Nurtania, S and Kondorura, E. 2022. Penggunaan herbal dan jamu terhadap performa ayam broiler. *Prosiding Seminar Teknologi Dan Agribisnis Peternakan IX*. 723-726.
- Nggena, M., Telupere, F.M.S., and Tiba, N.T. 2019. The study of growth and cholesterol level of broiler provided EM4 fermented leucaena leucophacela leaf meal as substitution in basal ration. *Jurnal Sain Peternakan Indonesia*. 14(1): 75-90.
<https://doi.org/10.31186/jspi.id.14.1.75-90>
- Nurmi, A., Santi, M.A., Harahap, N., dan Harahap, M.F. 2018. Percentage of Carcass and Mortality of Broiler and Native Chicken Fed with Unfermented and Fermented Arenga Waste. *Jurnal Ilmiah Peternakan Terpadu*. 6(3): 134-139.
<http://dx.doi.org/10.23960/jipt.v6i3.p134-139>
- Nuningtyas, Y. F. 2014. Pengaruh penambahan tepung bawang putih (*allium sativum*) sebagai aditif terhadap penampilan produksi ayam pedaging. *Jurnal Ternak Tropika*. 15(1): 21-30.
- Ostojic, S. M. 2015. Advanced physiological roles of guanidinoacetic acid. *European Journal of Nutrition*. 54(8): 211–215.
<https://doi.org/10.1007/s00394-015-1050-7>

- Portocarero, N., Braun, U. 2021. The physiological role of guanidinoacetic acid and its relationship with arginine in broiler chickens. *Poultry Science*. 100(7): 101203. [10.1016/j.psj.2021.101203](https://doi.org/10.1016/j.psj.2021.101203)
- Poel, V. D., Braun, A.F.B., Hendriks, U., Bosch, W.H., 2019. Stability of creatine monohydrate and guanidinoacetic acid during manufacture (retorting and extrusion) and storage of dog foods. *Journal of Animal Physiology and Animal Nutrition*. 103: 1242–1250. <https://doi.org/10.1111/jpn.13103>
- Pahlepi, R., Hafid, H., dan Indi, A. 2018. Bobot akhir persentase karkas dan lemak abdominal ayam broiler dengan pemberian ekstrak daun sirih (*piper betle l.*) dalam air minum. *Jurnal Ilmu dan Teknologi Peternakan Tropis*. 2(3): 1-7.
- Prawitasari, R.H., Ismadi, V.D.Y.B., Estiningdriati, I. 2012. Kecernaan protein kasar dan serat kasar serta laju digesta pada ayam arab yang diberi ransum dengan berbagai level *Azolla microphy*. *Animal Agriculture Journal*. 1(1): 471-483.
- Putra, W.G., Ardana, I.B.K., dan Suharsono, H. 2021. Betaine supplementation to improve broiler performance. *Buletin Veteriner Udayana*. 13(2): 162-167. <https://doi.org/10.24843/bulvet.2021.v13.i02.p07>
- Putra, B., Aswana., Irawan, F., and Prasetyo, M.I. 2021. Response in Body Weight and Carcass of Broiler towards the Substitution of Commercial Feed with Fermented Lamtoro Leaf (*Leucaena leucocephala*). *Jurnal Ilmiah dan Teknologi Peternakan*. 9(2): 51-58. <https://doi.org/10.20956/jitp.v9i2.10449>
- Purba, D.H., Marzuki, I., Dailami, M., Saputra, H.A., Mawarti, H., Gurning, K., Yesti, Y., Khotimah, K., Purba, S.R.F., Unsunnidhal, L., Situmorang, R.F.P., Purba, A.M.F. 2021. *Biokimia*. Yayasan Kita Menulis: Medan.
- Park, S. O., and Kim, W. K. 2017. Effects of betaine on biological functions in meat-type ducks exposed to heat stress. *Poultry Science*. 96: 1212–1218. [10.3382/ps/pew359](https://doi.org/10.3382/ps/pew359)

- Ren, Q.C., Xuan, J.J., Yan, X.C., Hu, Z.Z., Wang, F. 2019. Effects of dietary supplementation of guanidino acetic acid on growth performance, thigh meat quality and development of small intestine in Partridge-Shank broilers. *Journal Agric Science*. 1(8): 1130-1137. <https://doi.org/10.1017/S0021859618001156>
- Ridhana, F. 2018. Tinjauan histologi otot dada (*musculus pectoralis*) ayam lokal pedaging unggul (*alpu*) dengan pemberian pakan fermentasi, probiotik dan multi enzim pencernaan. *Jurnal Ilmiah Pendidikan*. 5(1): 21-30.
- Ratriyanto, A., dan Mentari, S.D. 2018. Pertumbuhan dan efisiensi pakan ayam broiler betina yang diberi pakan mengandung metionin cukup dan disuplementasi betain. *Jurnal Ilmu-Ilmu Peternakan*. 28(3): 233-240.
- Radhiyani, U. A., Suthama, N. dan Mangisah, I. 2017. Pengaruh penambahan asam asetat pada ransum dengan level protein berbeda terhadap retensi kalsium dan massa protein daging pada ayam broiler. *Jurnal Agromedia*. 35(1): 21-27.
- Rahayu, B.W.I., dan Widodo, A.E.P. 2010. Penampilan pertumbuhan ayam persilangan kampung dan bangkok. *Jurnal Ilmu Peternakan*. 5(2): 77-81.
- Ratriyanto, A., Mosenthin, R., Bauer, E., and Eklund, M. 2009. Metabolic, osmoregulatory and nutritional functions of betaine in monogastric animal. *Journal Animal Science*. 22(10): 1461-1476.
- Ringel, J., Lemme, A., and Araujo, L.F. 2008. The effect of supplemental guanidine acetic acid in Brazilian type broiler diets at summer conditions. *Poultry Science*. 87(1): 154.
- Rasyaf, M. 2008. *Panduan Beternak Ayam*. Penebar Swadaya: Jakarta. 9.
- Sharma, N.K., Cadogan, D.J., Chrystal, P.V., McGilchrist, P., Wilkinson, S.J., Inhuber, V., and Moss, A.F. 2022. Guanidinoacetic acid as a partial replacement to arginine with or without betaine in broilers offered moderately low crude protein diets. *Poultry Science*. 101(4): 101692. <https://doi.org/10.1016/j.psj.2021.101692>

- Semjon, B., Bartkovsky, M., Marcincakova, D., Klempova, T., Bujnak, L., Hudak, M., Jaduttova, I., Certik, M., and Marcincak, S. 2020. Effect of solid-state fermented wheat bran supplemented with agrimony extract on growth performance, fatty acid profile, and meat quality of broiler chickens. *Journal Animals*. 10(6): 942. <https://doi.org/10.3390/ani10060942>
- Sinaga, Jimmi, R.H., Sinaga, S., and Rusmana, D. 2020. Effect of dietary turmeric flour and betain addition on carcass weight, backfat thickness and loin eye area of finisher pig. *Jurnal Ilmu dan Teknologi Peternakan*. 8(1):45-50. <https://doi.org/10.20956/jitp.v8i1.8325>
- Subagia, I.P., Mardewi, N.K., Rejeki, I.G.A.D.S. 2019. Pengaruh kepadatan kandang terhadap berat dan persentase bagian karkas ayam broiler umur 5 minggu. *Gema Agro*. 24(1): 54-58.
- Syahrudin, Agustina, L., Pakiding, W., and Malaka, R. 2019. Carcass percentage of laying ducks (*Anas platyrhynchos*) supplemented by L-Arginine in ration and treated by L-Arginine In-ovo injection. *Tropical Animal Science Journal*, 4(1): 25-32. <https://doi.org/10.5398/tasj.2019.42.1.25>
- Septinova, D., Hartono, M., Santosa, P.E., and Sari, S.H. 2018. Physical quality of breast and thigh of meat broiler that immersed in bay leaf (*Syzygium polyanthum*) liquid. *Jurnal Ilmiah Peternakan Terpadu*. 6(1): 83-88. <http://dx.doi.org/10.23960/jipt.v6i1.p83-88>
- Sulmiyati dan Malaka, R. 2017. Pemberian *whey-dangke* dalam air minum menekan kadar kolesterol, trigliserida dan lipoprotein darah ayam broiler. *Jurnal Veteriner*. 18(2): 257-262.
- Santoso, H dan Sudaryani, T. 2015. *Pembesaran Ayam Pedaging*. Penebar Swadaya: Jakarta. 9.
- Sio, A. K., Nahak, O.R., dan Dethan, A.A. 2015. Perbandingan penggunaan dua jenis ransum terhadap pertambahan bobot badan harian (PBBH), konsumsi ransum dan konversi ransum ayam broiler. *Journal of Animal Science*. 1(1): 1-3.

- Sari, K.A., Sukamto, B., dan Dwiloka, B. 2014. Efisiensi penggunaan protein pada ayam broiler dengan pemberian pakan mengandung tepung daun kayambang (*Salvinia molesta*). *Agripet*. 14(2): 76-83.
- Senesi, P., Luzi, L., Montesano, A., Mazzocchi, N., and Terruzzi, I. 2013. Betaine supplement enhances skeletal muscle differentiation in murine myoblasts via IGF-1 signaling activation. *Journal of Translational Medicine*. 11:174.
- Situmorang, N. A., Mahfudz, L. D., dan Atmomarsono, U. 2013. Pengaruh pemberian tepung rumput laut (*gracilaria verrucosa*) dalam ransum terhadap efisiensi penggunaan protein ayam broiler. *Animal Agricultural Journal*. 2(2): 49-56.
- Suwiti, N.K. 2012. Identification of bali cattle meat with histological methods. *Majalah Ilmiah Peternakan*. 11(1): 31-35.
- Sidadog, J.H.P and Yuwanta, T. 2009. Effect of protein-energi concentration in feed on body weight gain, energy and protein. *Journal Animal Production*. 11(1): 15-22.
- Tiya, N.A.D., Akramullah, M., Badaruddin, R., and Citrawati, G.A.O. 2022. The percentage of carcass, carcass parts, and abdominal fat of broiler chickens at different slaughter ages. *Journal of Tropical Animal and Veterinary Science*. 12(2): 184-190. <https://doi.org/10.46549/jipvet.v12i2.294>
- Tossenberger, J., Rademacher, M., Nemeth, K., Halas, V., Lemme, A. 2016. Digestibility and Metabolism of Dietary Guanidino Acetic Acid Fed to Broilers. *Journal Poultry Science*. 95:2058-2067.
- Trisiswi, H. F. 2015. Pengaruh kandungan dedak padi dan level energi pakan terhadap penampilan ayam kampung single comb. *Jurnal Pertanian Agros*. 17(1): 64-7.
- Tamalluddin, F. 2012. *Ayam Broiler 22 Panen Lebih Untung*. Penebar Swadaya: Padang. 21-50.

- Tampubolon., Bintang, P.P. 2012. Pengaruh imbalanced energi dan protein ransum terhadap energi metabolis dan retensi nitrogen ayam broiler. Fakultas Peternakan Universitas Padjajaran, Bandung.
- Townley-Tilson, W.H.D., Callis, T. E., and Wang, D. 2010. MicroRNAs 1, 133, and 206: critical factors of skeletal and cardiac muscle development, function, and disease. *Internasional Journal of Biochemistry & Cell Biology*. 42:1252–1255.
- Ulupi, N., Nuraini, H., Parulian, J., dan Kusuma, S.Q. 2018. Characteristics of carcass and non carcass of male and female broiler chickens at 30 days of cutting age. *Journal of Animal Production Science and Technology*. 6(1): 1-5.
- Vasilenko, L.I., Grebenshchikov, A.V., Danyliv, M.M., Vasilenko, O.A., and Ozherelyeva, O.N. 2019. Features of muscle tissue microstructure of cattle in industrial agglomerations under the environmental pressure conditions. International Cientific and Practical Conference. *AgroSMART-Smart solutions for agriculture, KnE Life Sciences*: 611-619. <https://doi.org/10.18502/kl.v4i14.5648>
- Virden WS, Dozier WA, Corzo A, Kidd MT. 2009. Physiological stress responses in broilers as affected by drinking water supplements or dietary corn particle size. *The Journal Applied Poultry Research*. 18(2): 244–251. <https://doi.org/10.3382/japr.2007-00092>
- Wijayanto, R., Adiyastitie, B.E.T., and Mulatmi, S.N.W. 2022. Evaluasi performa broiler pola kemitraan PT.Ciomas Adisatwa dengan sistem *closed house*. *Journal of Animal Research Applied Sciences*. 3(1): 18-26. <https://doi.org/10.22219/aras.v3i1.26592>
- Wen, C., Chen, R., Chen, Y., Ding, L., Wang, T., and Zhou, Y. 2021. Betaine improves growth performance, liver health, antioxidant status, breast meat yield and quality in broilers fed a mold-contaminated corn-based diet. *Journal Animal Nutrition*. 7: 661-666. <https://doi.org/10.1016/j.aninu.2020.11.014>
- Wen, C., Chen, Y., Leng, Z., Ding, L., Wang, T., Zhou, Y. 2019. Dietary betaine improves meat quality and oxidative status of broilers under

- heat stress. *Journal of the Science of Food and Agriculture*. 99(2): 620-623.
- Woro, I. D., Atmomarsono, U., dan Muryani, R. 2019. Pengaruh pemeliharaan pada kepadatan kandang yang berbeda terhadap performa ayam broiler. *Jurnal Sains Peternakan Indonesia*. 14(4): 418-423.
- Wang, Y., Ma, J., Qiu, W., Zhang, J., Feng, S., Zhou, X., Wang, X., Jin, L., Long, K., Liu, L., Xiao, W., Tang, Q., Zhu, L., Jiang, Y., Li, X., and Li, M. 2018. Guanidinoacetic acid regulates myogenic differentiation and muscle growth through miR-133a-3p and miR-1a-3p Co-mediated Akt/mTOR/S6K signaling pathway. *International Journal of Molecular Sciences*. 19(9). <https://doi.org/10.3390/ijms19092837>
- Wati, Y., Hafid, H., dan Rahman. 2018. Pengaruh umur potong terhadap bobot akhir dan bobot karkas ayam broiler. *Jurnal Ilmu dan Teknologi Peternakan Tropis*. (5)1: 9-15.
- Wijaya, V.G., Ismoyowati., dan Saleh, D.M. 2013. Kajian kadar kolesterol dan trigliserida darah berbagai jenis itik lokal yang pakannya disuplementasi dengan probiotik. *Jurnal Ilmiah Peternakan*. 1(2): 661- 668.
- Wyss, M., and Kaddurah, R.D. 2000. Creatine and Creatinine Metabolism. *Physiological Review*. 80: 1107–1213.
- Yusuf, M.S., Nabtiti, A.A.E., Hassan, M.A., Mandour, M.A. 2018. Supplementary outcomes of betaine on economic and productive performance, some biochemical parameters, and lipoprotein lipase gene expression in finishing male broilers. *International Journal of Veterinary Science and Medicine*. 6: 213-218.
- Yuni, E., Sugiyono, A., Rohman, M., Abidin, Z., dan Aryani, D. 2012. Identifikasi daging babi menggunakan metode PCR-RFLP gen cytokrom b dan PCR primer spesifik gen amelogenin. *Jurnal Agritech*. 2(4): 370-375.
- Zhang, B., Liu, N., He, Z., Song, P., Hao, M., Xie, Y., Li, J., Liu, R., and Sun, Z. 2021. Guanidino-Acetic Acid: A scarce substance in biomass

that can regulate postmortem meat glycolysis of broilers subjected to pre-slaughter transportation. *Front Bioeng Biotechnol.* <https://doi:10.3389/fbioe.2020.631194>.

Zhao, Y., Jin, C., Xuan, Y., Zhou, P., Fang, Z., Che, L., Xu, S., Feng, B., Li, J., Jiang, X., Lin, Y., and Wu, D. 2019. Effect of maternal or postweaning methyl donor supplementation on growth performance, carcass traits, and meat quality of pig offspring. *Journal of the Science of and Food and Agriculture.* 99(5): 2096–2107. <https://doi.org/10.1002/jsfa.9402>

Zhang, M., Zhang, H., Li, H., Lai, F., Li, X.F., Tang, Y., Min, T., and Wu, H. 2016. Antioxidant mechanism of betaine without free radicals scavenging ability. *Journal of Agricultural and Food Chemistry.* 64(42): 7921-7930.

Zhang, L., Li, J.L., Gao, T., Lin, M., Wang, X. F., Zhu, X. D., Gao, F., and Zhou, G. H. 2014. Effects of dietary supplementation with creatine monohydrate during the finishing period on growth performance, carcass traits, meat quality and muscle glycolytic potential of broilers subjected to transport stress. *Journal of Animal Bioscience.* 8: 1955–1962.

Zhang, Z.Y., Jia, G.Q., Zuo, J.J., Zhang, Y., Lei, J., Ren, L., Feng, D.Y. 2012. Effects of constant and cyclic heat stress on muscle metabolism and meat quality of broiler breast fillet and thigh meat. *Poultry Science.* 91(11): 2931–2937. <https://doi.org/10.3382/ps.2012-02255>

LAMPIRAN

Lampiran 1. Hasil Analisis Ragam Konsumsi Pakan Pada Ayam Ras Pedaging

	Sum of Squares	df	Mean Square	F	Sig.
Between Groups	120030.176	4	30007.544	5.566	.006
Within Groups	80872.831	15	5391.522		
Total	200903.007	19			

	Contrast	Value of Contrast	Std. Error	t	df	Sig. (2-tailed)
P0 Vs P1; P2; P3; P4	1	-497.9850	164.18773	-3.033	15	.008
P1; P3 Vs P2; P4	2	-257.8100	73.42698	-3.511	15	.003
P1 Vs P3	3	-41.8975	51.92072	-.807	15	.432
P2 Vs P4	4	-15.0925	51.92072	-.291	15	.775

Lampiran 2. Hasil Analisis Ragam Pertambahan Bobot Badan Pada Ayam Ras Pedaging

	Sum of Squares	df	Mean Square	F	Sig.
Between Groups	1309764.992	4	327441.248	9.543	.000
Within Groups	514699.024	15	34313.268		
Total	1824464.016	19			

	Contrast	Value of Contrast	Std. Error	t	df	Sig. (2-tailed)
P0 Vs P1; P2; P3; P4	1	-1592.7250	414.20568	-3.845	15	.002
P1; P3 Vs P2; P4	2	-866.5750	185.23841	-4.678	15	.000
P1 Vs P3	3	-107.2500	130.98334	-.819	15	.426
P2 Vs P4	4	-119.2750	130.98334	-.911	15	.377

Lampiran 3. Hasil Analisis Ragam Konversi Pakan Pada Ayam Ras Pedaging

	Sum of Squares	df	Mean Square	F	Sig.
Between Groups	.679	4	.170	6.888	.002
Within Groups	.369	15	.025		
Total	1.048	19			

	Contrast	Value of Contrast	Std. Error	t	df	Sig. (2-tailed)
P0 Vs P1; P2; P3; P4	1	1.3500	.35092	3.847	15	.002
P1; P3 Vs P2; P4	2	.5200	.15693	3.313	15	.005
P1 Vs P3	3	.1350	.11097	1.217	15	.243
P2 Vs P4	4	.0600	.11097	.541	15	.597

Lampiran 4. Hasil Analisis Ragam Konsumsi Protein Pada Ayam Ras Pedaging

	Sum of Squares	df	Mean Square	F	Sig.
Between Groups	3897.528	4	974.382	4.284	.016
Within Groups	3411.323	15	227.422		
Total	7308.852	19			

	Contrast	Value of Contrast	Std. Error	t	df	Sig. (2-tailed)
P0; P1; P3 Vs P2; P4	1	-90.6875	33.72103	-2.689	15	.017
P0 Vs P1; P3	2	-43.9175	15.08050	-2.912	15	.011
P1 Vs P3	3	-8.2300	10.66353	-.772	15	.452
P2 Vs P4	4	-9.7075	10.66353	-.910	15	.377

Lampiran 5. Hasil Analisis Ragam Rasio Efisiensi Protein Pada Ayam Ras Pedaging

	Sum of Squares	df	Mean Square	F	Sig.
Between Groups	3.632	4	.908	8.022	.001
Within Groups	1.698	15	.113		
Total	5.329	19			

	Contrast	Value of Contrast	Std. Error	t	df	Sig. (2-tailed)
P0 Vs P1; P2; P3; P4	1	-2.8425	.75227	-3.779	15	.002
P1; P3 Vs P2; P4	2	-1.3275	.33642	-3.946	15	.001
P1 Vs P3	3	-.2875	.23789	-1.209	15	.246
P2 Vs P4	4	-.2100	.23789	-.883	15	.391

Lampiran 6. Hasil Analisis Ragam Indeks Performa Pada Ayam Ras Pedaging

	Sum of Squares	df	Mean Square	F	Sig.
Between Groups	159202.800	4	39800.700	9.325	.001
Within Groups	64025.000	15	4268.333		
Total	223227.800	19			

	Contrast	Value of Contrast	Std. Error	t	df	Sig. (2-tailed)
P0 Vs P1; P2; P3; P4	1	-555.5000	146.08787	-3.803	15	.002
P1; P3 Vs P2; P4	2	-293.5000	65.33248	-4.492	15	.000
P1 Vs P3	3	-54.0000	46.19704	-1.169	15	.261
P2 Vs P4	4	-52.5000	46.19704	-1.136	15	.274

Lampiran 7. Hasil Analisis Ragam Kolesterol Pada Ayam Ras Pedaging

	Sum of Squares	df	Mean Square	F	Sig.
Between Groups	804.989	4	201.247	3.610	.030
Within Groups	836.197	15	55.746		
Total	1641.186	19			

	Contrast	Value of Contrast	Std. Error	t	df	Sig. (2-tailed)
P0 Vs P1; P2; P3; P4	1	-31.5050	16.69528	-1.887	15	.079
P1; P3 Vs P2; P4	2	-13.2900	7.46636	-1.780	15	.095
P1 Vs P3	3	2.7375	5.27951	.519	15	.612
P2 Vs P4	4	-14.4025	5.27951	-2.728	15	.016

Lampiran 8. Hasil Analisis Ragam Karkas Pada Ayam Ras Pedaging

	Sum of Squares	df	Mean Square	F	Sig.
Between Groups	17.188	4	4.297	12.919	.000
Within Groups	4.989	15	.333		
Total	22.177	19			

	Contrast	Value of Contrast	Std. Error	t	df	Sig. (2-tailed)
P0 Vs P1; P2; P3; P4	1	-7.5150	1.28958	-5.827	15	.000
P1; P3 Vs P2; P4	2	-1.3000	.40780	-4.161	15	.001
P1 Vs P3	3	-1.1000	.40780	-.619	15	.545
P2 Vs P4	4	-.0525	.40780	-.129	15	.899

Lampiran 9. Hasil Analisis Ragam Karkas Paha Pada Ayam Ras Pedaging

	Sum of Squares	df	Mean Square	F	Sig.
Between Groups	.799	4	.200	.208	.930
Within Groups	14.371	15	.958		
Total	15.170	19			

Lampiran 10. Hasil Analisis Ragam Karkas Sayap Pada Ayam Ras Pedaging

	Sum of Squares	df	Mean Square	F	Sig.
Between Groups	6.000	4	1.500	8.461	.001
Within Groups	2.659	15	.177		
Total	8.659	19			

	Contrast	Value of Contrast	Std. Error	t	df	Sig. (2-tailed)
P0 Vs P1; P2; P3; P4	1	3.3375	.94144	3.545	15	.003
P1; P3 Vs P2; P4	2	.5700	.29771	4.115	15	.001
P1 Vs P3	3	1.1625	.29771	.092	15	.928
P2 Vs P4	4	.6200	.29771	2.083	15	.055

Lampiran 11. Hasil Analisis Ragam Karkas Punggung Pada Ayam Ras Pedaging

	Sum of Squares	df	Mean Square	F	Sig.
Between Groups	2.844	4	.711	.704	.601
Within Groups	15.140	15	1.009		
Total	17.984	19			

Lampiran 12. Hasil Analisis Ragam Karkas Dada Pada Ayam Ras Pedaging

	Sum of Squares	df	Mean Square	F	Sig.
Between Groups	15.986	4	3.997	5.219	.008
Within Groups	11.486	15	.766		
Total	27.472	19			

	Contrast	Value of Contrast	Std. Error	t	df	Sig. (2-tailed)
P0 Vs P1; P2; P3; P4	1	-4.6475	1.95669	-2.375	15	.031
P1; P3 Vs P2; P4	2	-1.0800	.61876	-2.814	15	.013
P1 Vs P3	3	-1.3825	.61876	-1.652	15	.119
P2 Vs P4	4	-1.3250	.61876	-2.141	15	.049

Lampiran 13. Hasil Analisis Ragam Jumlah Myofibril Dada Pada Ayam Ras Pedaging

	Sum of Squares	df	Mean Square	F	Sig.
Between Groups	44144.080	4	11036.020	4.582	.013
Within Groups	36129.289	15	2408.619		
Total	80273.369	19			

	Contrast	Value of Contrast	Std. Error	t	df	Sig. (2-tailed)
P0 Vs P1; P2; P3; P4	1	-330.4925	109.74104	-3.012	15	.009
P1; P3 Vs P2; P4	2	-52.0825	34.70316	-2.703	15	.016
P1 Vs P3	3	-80.5850	34.70316	-.487	15	.633
P2 Vs P4	4	-45.4200	34.70316	-1.309	15	.210

Lampiran 14. Hasil Analisis Ragam Jumlah Myofibril Paha Pada Ayam Ras Pedaging

	Sum of Squares	df	Mean Square	F	Sig.
Between Groups	69517.771	4	17379.443	9.881	.000
Within Groups	26382.080	15	1758.805		
Total	95899.851	19			

	Contrast	Value of Contrast	Std. Error	t	df	Sig. (2-tailed)
P0 Vs P1; P2; P3; P4	1	-280.4075	93.77647	-2.990	15	.009
P1; P3 Vs P2; P4	2	-56.9200	29.65472	-4.290	15	.001
P1 Vs P3	3	-123.0025	29.65472	-1.088	15	.294
P2 Vs P4	4	-98.3350	29.65472	-3.316	15	.005

Lampiran 15. Hasil Analisis Ragam Diameter Dada Pada Ayam Ras Pedaging

	Sum of Squares	df	Mean Square	F	Sig.
Between Groups	1535.917	4	383.979	11.088	.000
Within Groups	519.455	15	34.630		
Total	2055.372	19			

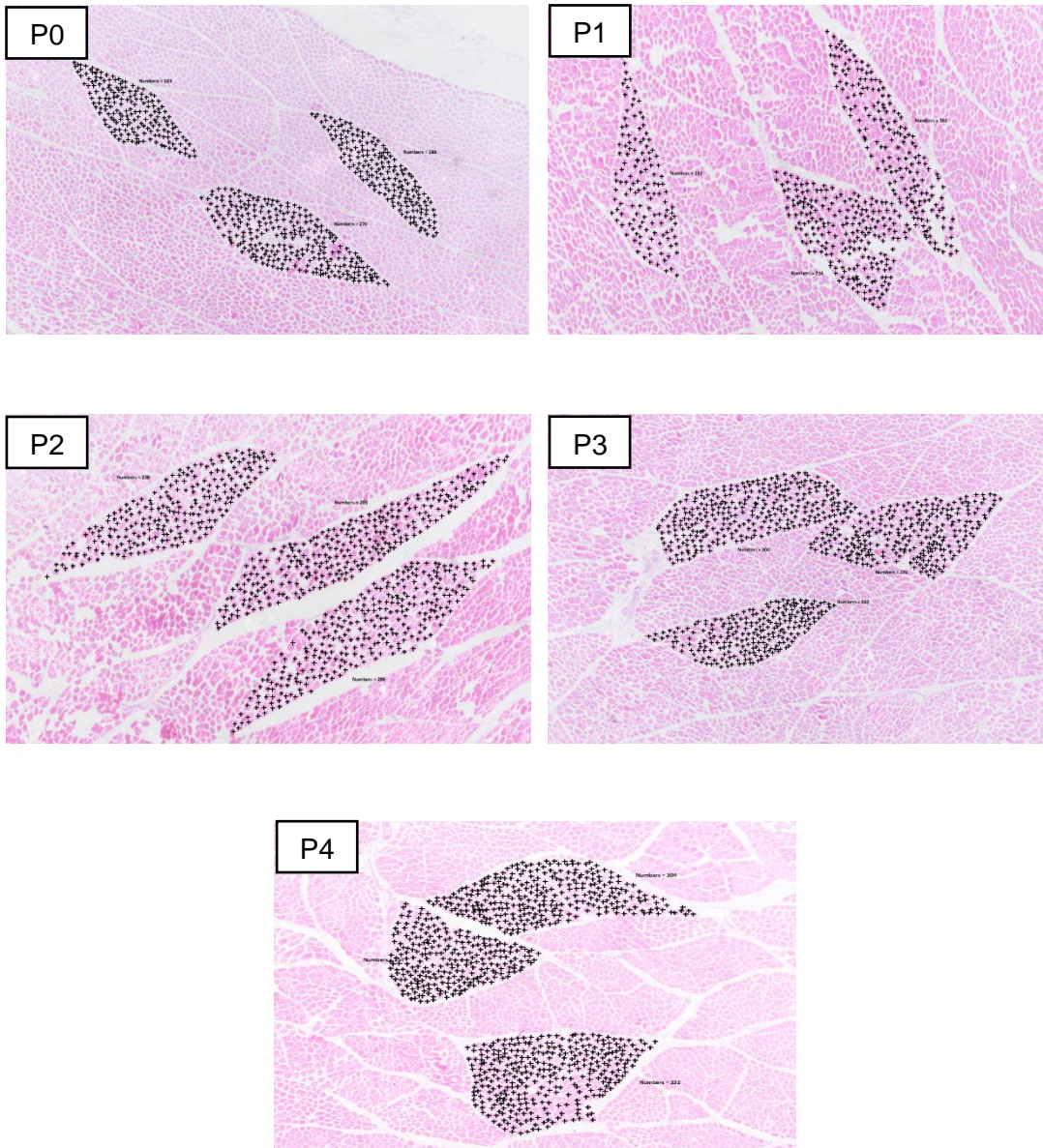
	Contrast	Value of Contrast	Std. Error	t	df	Sig. (2-tailed)
P0 Vs P1; P2; P3; P4	1	-74.9525	13.15733	-5.696	15	.000
P1; P3 Vs P2; P4	2	-11.0125	4.16071	-3.161	15	.006
P1 Vs P3	3	-7.5885	4.16071	-1.299	15	.214
P2 Vs P4	4	-1.9817	4.16071	-.476	15	.641

Lampiran 16. Hasil Analisis Ragam Diameter Paha Pada Ayam Ras Pedaging

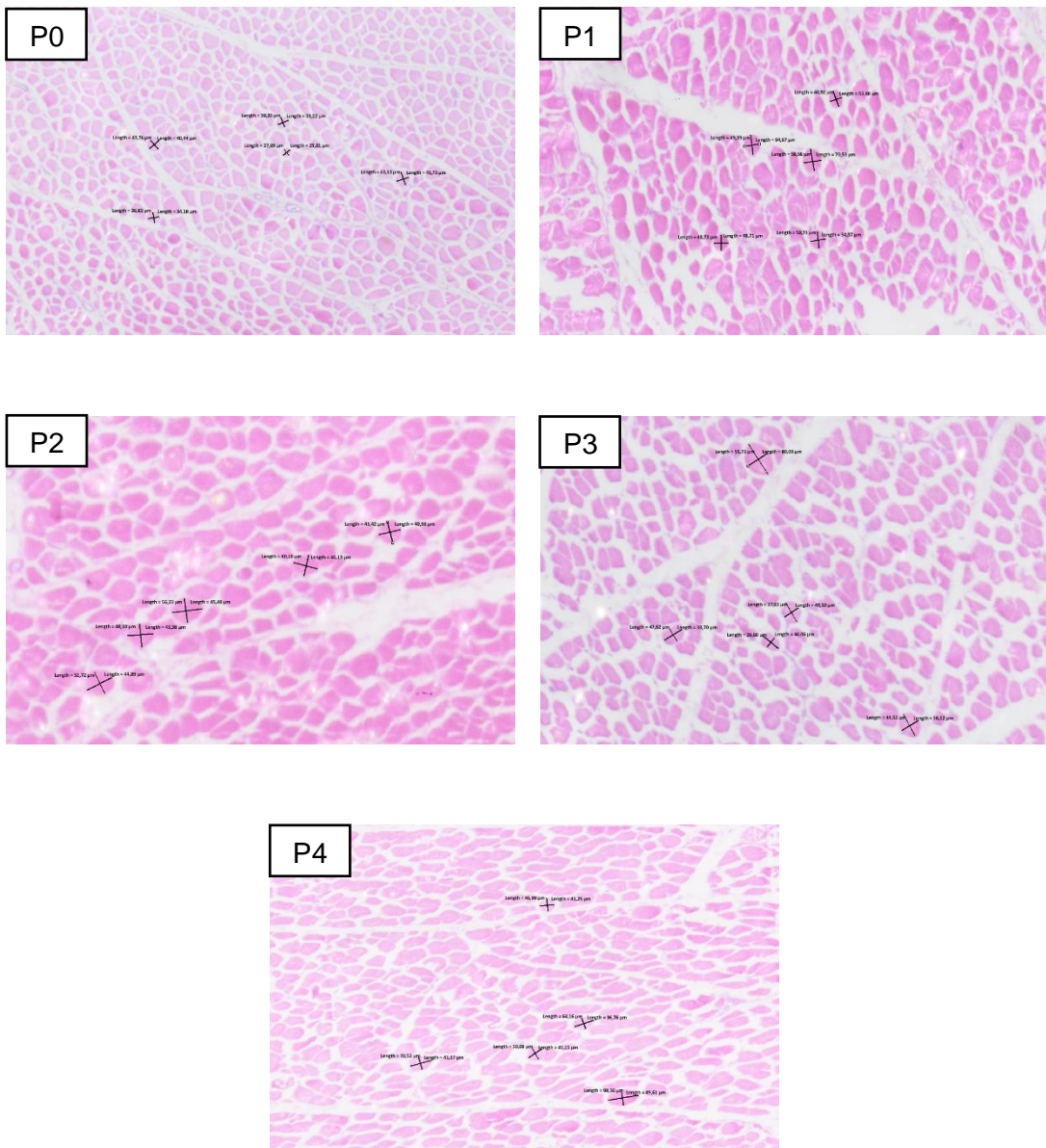
	Sum of Squares	df	Mean Square	F	Sig.
Between Groups	1021.739	4	255.435	4.235	.017
Within Groups	904.693	15	60.313		
Total	1926.432	19			

	Contrast	Value of Contrast	Std. Error	t	df	Sig. (2-tailed)
P0 Vs P1; P2; P3; P4	1	-42.7950	17.25885	-3.082	15	.008
P1; P3 Vs P2; P4	2	-8.5600	5.45773	-2.246	15	.040
P1 Vs P3	3	-8.8850	5.45773	-1.065	15	.304
P2 Vs P4	4	-6.1750	5.45773	-1.124	15	.278

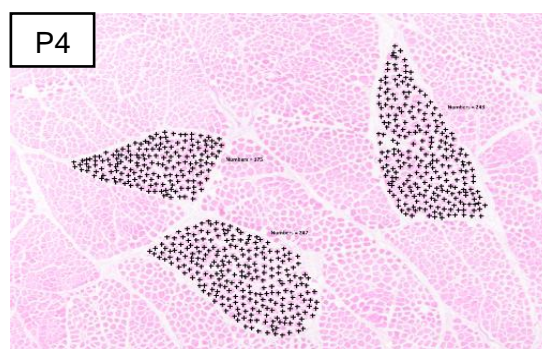
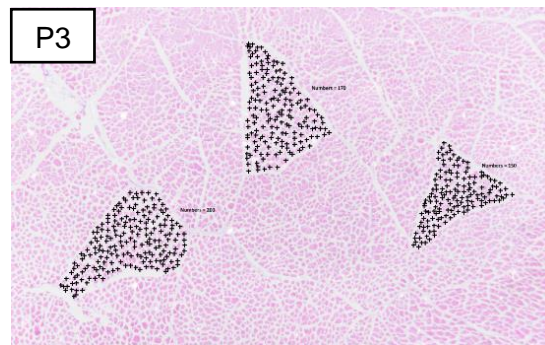
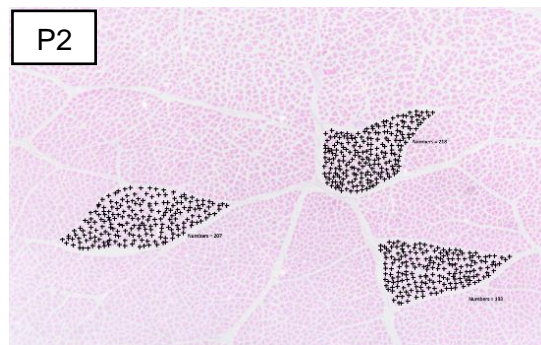
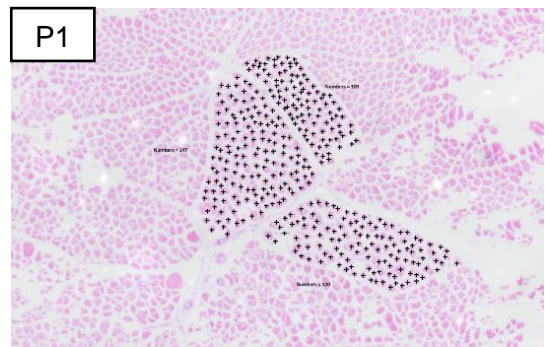
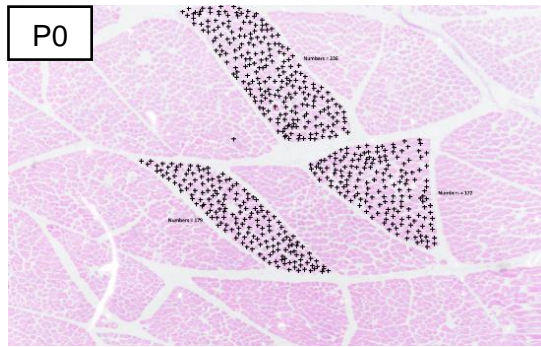
Lampiran 17. Gambaran Mikroskopis (Pembesaran 4x) Otot Dada (Pengukuran Jumlah Myofiber) Dengan Penambahan GAA dan Betaine sebagai *feed additive* Terhadap Performa dan Kualitas Daging Ayam Ras Pedaging.



Lampiran 18. Gambaran Mikroskopis (Pembesaran 4x) Otot Dada (Pengukuran Diameter Myofiber) Dengan Penambahan GAA dan Betaine sebagai *feed additive* Terhadap Performa dan Kualitas Daging Ayam Ras Pedaging.



Lampiran 19. Gambaran Mikroskopis (Pembesaran 4x) Otot Paha (Pengukuran Jumlah Myofiber) Dengan Penambahan GAA dan Betaine sebagai *feed additive* Terhadap Performa dan Kualitas Daging Ayam Ras Pedaging.



Lampiran 21. Dokumentasi Penelitian Dengan Penambahan GAA dan Betaine sebagai *feed additive* Terhadap Performa dan Kualitas Daging Ayam Ras Pedaging.



Pengecekan Kandang



Penimbangan Ayam



Pemeliharaan Ayam



Pemotongan Karkas



Karkas Komersil



Sampel Slaide



Uji Mikroskopis

RIWAYAT HIDUP



A. SYARIPUDDIN WAHID (I012212009) lahir di Palopo, tanggal 31 Mei 1997 sebagai anak terakhir dari pasangan bapak H. A. Abd. Wahid Madi, SH dan ibu Hj.A. Aisyah Dalle Makkasau, penulis bertempat tinggal di Jalan Bulu Paleteang, Kabupaten Pinrang, Provinsi Sulawesi Selatan. Jenjang pendidikan formal yang pernah ditempuh adalah Sekolah Dasar Negeri 189 Pinrang lulus pada tahun 2009, kemudian setelah lulus Sekolah Dasar Negeri melanjutkan kejenjang berikutnya Sekolah Menengah Pertama Negeri 2 Pinrang lulus pada tahun 2012, dan melanjutkan sekolah menengah atas di Sekolah Menengah Atas Negeri 2 Pinrang lulus pada tahun 2015. Penulis melanjutkan kuliah (S1) di Fakultas Peternakan Universitas Hasanuddin lulus pada tahun 2020 dan melanjutkan perkuliahan pascasarjana (S2) di Fakultas Peternakan Universitas Hasanuddin lulus pada tahun 2024 dengan predikat Cum Laude. Penulis juga aktif diberbagai Organisasi Kemahasiswaan seperti HIMAPROTEK-UH, SEMA FAPET-UH, MAPERWA FAPET-UH, hingga tingkat Universitas seperti BPM-UH serta Organisasi ekstra seperti PMII Cab.Metro Makassar, HMI Cab.Maktim, IKASA regional Makassar dan Pemuda Pancasila. Impian penulis adalah membahagiakan kedua orang tua, keluarga dan bermanfaat untuk semua orang. Motto penulis yaitu “Tiada Kata Seindah Doa”