

DAFTAR PUSTAKA

- Afsar, B. Pathophysiology of copeptin in kidney disease and hypertension. *Clin Hypertens* 23, 13 (2017).
<https://doi.org/10.1186/s40885-017-0068-y>
- Akinlade KS, Adediji IO, Rahamon SK, Fawole AO, Tongo OO. Serum copeptin and pregnancy outcome in preeclampsia. *Niger Med J.* 2015;56(5):362-368. doi:10.4103/0300-1652.170385
- Amaral, L., Wallace, K., Owens, M. and LaMarca, B (2017). Pathophysiology and Current Clinical Management of Preeclampsia. *Current Hypertension Reports*, 19(8).
- American College of Obstetricians and Gynecologists. *Gestational Hypertension and Preeclampsia. ACOG Practice Bulletin No. 202.* Obstet Gynecol 2019;202(2):e1-e16.
- Bdolah, Y., Elchalal, U., Natanson-Yaron, S., Yechiam, H., Bdolah-Abram, T., Greenfield, C., Goldman-Wohl, D., Milwidsky, A., Rana, S., Karumanchi, S. A., Yagel, S., & Hochner-Celnikier, D. (2013). Relationship between Nulliparity AND PREECLAMPSIA may be explained by ALTERED CIRCULATING soluble fms-like tyrosine kinase 1. *Hypertension in Pregnancy*, 33(2), 250–259.
<https://doi.org/10.3109/10641955.2013.858745>
- Bdolah, Y., Lam, C., Rajakumar, A., Shivalingappa, V., Mutter, W., Sachs, B., Lim, K., Bdolah-Abram, T., Epstein, F. and Karumanchi, S., 2008. Twin pregnancy and the risk of preeclampsia: bigger placenta or relative ischemia?. *American Journal of Obstetrics and Gynecology*, 198(4), pp.428.e1-428.e6.
- Beljan P, Elvedi-Gasparovic V, Oguic SK (2017). Can first trimester placental biomarkers copeptin and PP13 predict preeclampsia in advanced age nulliparous women? *Signa Vitae* 139(3): 65–69.
- Bergman, L., Nordlöf-Callbo, P., Wikström, A., Snowden, J., Hesselman, S., Edstedt Bonamy, A. and Sandström, A., 2020. Multi-Fetal Pregnancy, Preeclampsia, and Long-Term Cardiovascular Disease. *Hypertension*, 76(1), pp.167-175.

- Birdir C, Janssen K, Stanescu AD, Enekwe A, Kasimir-Bauer S, Gellhaus A, et al (2015). Maternal serum copeptin, MR-proANP and procalcitonin levels at 11-13 weeks gestation in the prediction of preeclampsia. *Arch Gynecol Obstet* (2015) 292:1033–42. doi:10.1007/s00404-015-3745-7
- Bodnar LM, Siega AM, Simhan HN, Diesel JC, Abrams B. 2010. The impact of exposure misclassification on associations between prepregnancy BMI and adverse pregnancy outcomes. National Center for Biotechnology Information, Obesity (Silver Spring). 2010; Nov;18(11):2184-90
- Caillon, H., Tardif, C., Dumontet, E., Winer, N. and Masson, D., 2018. Evaluation of sFlt-1/PIGF Ratio for Predicting and Improving Clinical Management of Pre-eclampsia: Experience in a Specialized Perinatal Care Center. *Annals of Laboratory Medicine*, 38(2), p.95.
- Campos LA, Couto AS, Iliescu R, Santos JA, Santos RA, Ganten D, Campagnole-Santos MJ, Bader M, Baltatu O. Differential regulation of central vasopressin receptors in transgenic rats with low brain angiotensinogen. *Regul Pept.* 2004; 119:177–182. [Crossref](#) [Medline](#) [Google Scholar](#)
- Cornelius, D (2014). Copeptin A New Biomarker That is Specific for Preeclampsia?. *Hypertension*, 64(6), pp.1189-1191.
- Dobsa L, Edozien KC. Copeptin and its potential role in diagnosis and prognosis of various diseases. *Biochem Med (Zagreb)* 2013;23:172–190
- Engelbertz C, Brand E, Fobker M, Fischer D, Pavenstädt H, Reinecke H. Elevated copeptin is a prognostic factor for mortality even in patients with renal dysfunction. *Int J Cardiol.* 2016;221:327–32
- Erfanian S, Yazdanpour L, Javeshghani D, Roustazadeh A (2019). Association of arginine vasopressin (AVP) promoter polymorphism with preeclampsia. *Pregnancy Hypertension* 18 (2019): 122-125.
- Ettema, E. M., Kuipers, J., Assa, S., Bakker, S. J., Groen, H., Westerhuis, R., Gaillard, C. A., Gansevoort, R. T., & Franssen, C. F. (2015). Changes in plasma copeptin levels during hemodialysis: Are the physiological stimuli active in hemodialysis patients? *PLOS ONE*, 10(5). <https://doi.org/10.1371/journal.pone.0127116>

- Harmon, A., Cornelius, D., Amaral, L., Faulkner, J., Cunningham, M., Wallace, K. and LaMarca, B (2016). The role of inflammation in the pathology of preeclampsia. *Clinical Science*, 130(6), pp.409-419.
- Goulopoulou S. (2017). Maternal Vascular Physiology in Preeclampsia. *Hypertension*, 70(6), pp.1066-1073.
- J.A. Sandgren, S.M. Scroggins, D.A. Santillan, E.J. Devor, K.N. Gibson-Corley, G.L. Pierce, C.D. Sigmund, M.K. Santillan, J.L. Grobe, Vasopressin the missing link for preeclampsia, *Am. J. Physiol. Regul. Integr. Comp. Physiol.* (2015), <https://doi.org/10.1152/ajpregu.00073.2015>
- J.A. Sandgren, G. Deng, D.W. Linggonegoro, S.M. Scroggins, K.J. Perschbacher, A.R. Nair, T.E. Nishimura, S.Y. Zhang, L.N. Agbor, J. Wu, H.L. Keen, M.C. Naber, N.A. Pearson, K.A. Zimmerman, R.M. Weiss, N.C. Bowdler, Y.M. Usachev, D.A. Santillan, M.J. Potthoff, G.L. Pierce, K.N. Gibson-Corley, C.D. Sigmund, M.K. Santillan, J.L. Grobe, Arginine vasopressin infusion is sufficient to model clinical features of preeclampsia in mice, *JCI Insight* (2018), <https://doi.org/10.1172/jci.insight.99403>.
- Jadli, A., Ghosh, K., Satoskar, P., Damania, K., Bansal, V. and Shetty, S., 2017. Combination of copeptin, placental growth factor and total annexin V microparticles for prediction of preeclampsia at 10–14 weeks of gestation. *Placenta*, 58, pp.67-73.
- Kemenkes RI (2015). *Profil Kesehatan Indonesia 2014*, Kementerian Kesehatan Republik Indonesia. doi: 10.1037/0022-3514.51.6.1173.
- Kemenkes RI (2014). *Situasi Kesehatan Ibu 2014*. Kementerian Kesehatan Republik Indonesia.
- Kim EH, Lim JH, Kim YH, Park YW. The relationship between aldosterone to renin ratio and RI value of the uterine artery in the preeclamptic patient vs normal pregnancy. *Yonsei Med J* 2008; 49: 138–143.
- Koshimizu, T. aki, Nakamura, K., Egashira, N., Hiroyama, M., Nonoguchi, H., & Tanoue, A. (2012). Vasopressin V1a and V1b receptors: From molecules to physiological systems. *Physiological Reviews*, 92(4), 1813–1864. <https://doi.org/10.1152/physrev.00035.2011>

- Lisonkova S, Joseph KS. Incidence of preeclampsia: Risk factors and outcomes associated with early-versus late-onset disease. *Am J Obstet Gynecol*. Epub ahead of print 2013. DOI: 10.1016/j.ajog.2013.08.019
- Łukaszyk, E., & Małyszko, J. (2015). Copeptin: Pathophysiology and potential clinical impact. *Advances in Medical Sciences*, 60(2), 335–341. <https://doi.org/10.1016/j.advms.2015.07.002>
- Lumbers, E., 2020. The Physiological Roles of the Renin-Angiotensin Aldosterone System and Vasopressin in Human Pregnancy. *Maternal-Fetal and Neonatal Endocrinology*, pp.129-145.
- Marek, A.; Stojko, R.; Droszol-Cop, A. Copeptin in Patients with Pregnancy-Induced Hypertension. *Int. J. Environ. Res. Public Health* 2021, 18, 6470
- McElrath, T., Lim, K., Pare, E., Rich-Edwards, J., Pucci, D., Troisi, R. and Parry, S., 2012. Longitudinal evaluation of predictive value for preeclampsia of circulating angiogenic factors through pregnancy. *American Journal of Obstetrics and Gynecology*, 207(5), pp.407.e1-407.e7.
- National Institute for Health and Care Excellence (2019). *Hypertension in pregnancy: diagnosis and management* (NICE Guideline 133). Available at: <https://www.nice.org.uk/guidance/ng133>.
- Nikuei, P., Rajaei, M., Roozbeh, N. et al. Diagnostic accuracy of sFlt1/PIGF ratio as a marker for preeclampsia. *BMC Pregnancy Childbirth* 20, 80 (2020). <https://doi.org/10.1186/s12884-020-2744-2>
- Odibo, A., Rada, C., Cahill, A., Goetzinger, K., Tuuli, M., Odibo, L., Macones, G. and England, S., 2013. First-trimester serum soluble fms-like tyrosine kinase-1, free vascular endothelial growth factor, placental growth factor and uterine artery Doppler in preeclampsia. *Journal of Perinatology*, 33(9), pp.670-674.
- Ola Sayed Mohamed , Noha Abdel-Rahman Eldesoky , Naglaa Feisal Younis , Ahmed Abdel-Aziz El-Mandoury , Copeptin in Pregnancy Induced Hypertension and Pre-eclamptic Egyptian Women: Relation with CD62p; A Case Control Study, *Research in Obstetrics and Gynecology*, Vol. 6 No. 2, 2018, pp. 23-31. doi: 10.5923/j.rog.20180602.01

- Phipps, E., Thadhani, R., Benzing, T. and Karumanchi, S. (2019). Preeclampsia: pathogenesis, novel diagnostics and therapies. *Nature Reviews Nephrology*, 15(5), pp.275-289.
- Roberts JM, Bodnar LM, Patrick TE, Powers RW. 2011. The Role of obesity in preeclampsia. Dalam: *Pregnancy Hypertens, An International Journal of Woman's Cardiovascular Health*. 2011;1(1): 6-16.
- Rymer-Haskel N, Schushan-Eisen I, Hass Y, et al. Characteristics and severity of preeclampsia in young and elderly gravidas with hypertensive disease. *European Journal of Obstetrics Gynecology and Reproductive Biology*. Epub ahead of print 2018. DOI: 10.1016/j.ejogrb.2018.05.038.
- Santillan, M. K., Santillan, D. A., Scroggins, S. M., Min, J. Y., Sandgren, J. A., Pearson, N. A., Grobe, J. L. (2014). Vasopressin in preeclampsia: A novel very early human pregnancy biomarker and clinically relevant mouse model. *Hypertension*, 64(4), 852–859. <https://doi.org/10.1161/HYPERTENSIONAHA.114.03848>
- Santillan DA, Scroggins SM, Ray AT, Zhang SY, Sigmund CD, Pierce GL, Grobe JL, Santillan MK. Static urin osmolality with elevated first trimester urin copeptin in human preeclampsia *Proc Obstet Gynecol*. 2018;8(3):Article 22 [2 p.]
- Say L, Chou D, Gemmill A, et al. . Global causes of maternal death: a WHO systematic analysis. *Lancet Glob Health*. 2014;2(6):e323–e333.
- S. Obed, A. Patience Birth weight and ponderal index in pre-eclampsia: a comparative study *Ghana Medical J*, 40 (2006), pp. 8-13
- Sibai BM. Preeclampsia. In: *Protocols for High-Risk Pregnancies: An Evidence Based Approach: Sixth Edition*. 2015. Epub ahead of print 2015. DOI: 10.1002/9781119001256.ch39.
- Sircar M, Thadhani R, Karumanchi SA. Pathogenesis of preeclampsia. *Curr Opin Nephrol Hypertens*. Epub ahead of print 2015. DOI: 10.1097/MNH.000000000000105
- Soma-Pillay P, Nelson-Piercy C, Tolppanen H, Mebazaa A. Physiological changes in pregnancy. *Cardiovasc J Afr [Internet]*. 2016; 27(2):89–94.

- Soomro, S., Kumar, R., Lakhan, H., & Shaukat, F. (2019). Risk factors FOR pre-eclampsia and Eclampsia disorders in tertiary care center IN sukkur, pakistan. *Cureus*. <https://doi.org/10.7759/cureus.6115>
- Tkachenko O, Shchekochikhin D, Schrier RW. Hormones and hemodynamics in pregnancy. *Int J Endocrinol Metab*. 2014;12(2):e14098.
- Tuten, A., Oncul, M., Kucur, M., Imamoglu, M., Ekmekci, O. B., Acikgoz, A. S., Madazli, R. (2015). Maternal serum copeptin concentrations in early- and late-onset pre-eclampsia. *Taiwanese Journal of Obstetrics and Gynecology*, 54(4), 350–354. <https://doi.org/10.1016/j.tjog.2013.10.045>
- UNFPA. 2012. Disparitas Akses dan Kualitas. Jakarta : Kementerian Kesehatan Republik Indonesia & United Nations Population fund (UNFPA)
- Vintilă M, Gheorghiu ML, Caragheorgheopol A, et al. Increased copeptin levels in metabolic syndrome from a Romanian population. *J Med Life*. 2016;9(4):353-357.
- Weissgerber TL, Mudd LM. Preeclampsia and Diabetes. *Current Diabetes Reports*. Epub ahead of print 2015. DOI: 10.1007/s11892-015-0579-4.
- Wibowo, N. *et al.* (2016) 'Pedoman Nasional Pelayanan Kedokteran : DIAGNOSIS DAN TATA LAKSANA PREEKLAMPSIA', *Perkumpulan Obstetri dan Ginekologi Indonesia Himpunan Kedokteran Feto Maternal*.
- Yeşil, A., Kanawati, A., Helvacioğlu, Ç., Kaya, C., Özgün, Ç. G., & Cengiz, H. (2017). Identification of patients at risk for preeclampsia with the use of uterine artery doppler velocimetry and copeptin. *Journal of Maternal-Fetal and Neonatal Medicine*, 30(22), 2763–2768. <https://doi.org/10.1080/14767058.2016.1262841>
- Yeung, E. H., Liu, A., Mills, J. L., Zhang, C., Männistö, T., Lu, Z., Mendola, P. (2014). Preeclampsia Increased Levels of Copeptin Before Clinical Diagnosis of Preeclampsia, 1362–1367. <https://doi.org/10.1161/HYPERTENSIONAHA.114.03762>
- Zittema D, Boertien WE, van Beek AP, Dullaart RP, Franssen CF, de Jong PE, Meijer E, Gansevoort RT. Vasopressin, copeptin, and renal concentrating capacity in patients with autosomal dominant polycystic kidney disease without renal impairment. *Clin J Am Soc Nephrol*. 2012;7:906–13.

Zulfikaroglu E, Islimye M, Tonguc EA, Payasli A, Isman F, Var T, Danisman N. Circulating levels of copeptin, a novel biomarker in pre-eclampsia. *J Obstet Gynaecol Res.* 2011; 37(9):1198-1202.

Lampiran 1

NASKAH PENJELASAN UNTUK RESPONDEN (SUBYEK)

Selamat pagi/siang/sore/malam. Salam Ibu, saya dr. Ardio Rizky Tansil, Tan, asisten OBGIN yang akan melakukan penelitian mengenai **PEMERIKSAAN KADAR COPEPTIN URIN PADA KEHAMILAN DENGAN DAN TANPA PREEKLAMPSIA BERAT.**

Penelitian ini bertujuan mengukur kadar copeptin pada preeklamsia, salah satu penyebab kematian utama ibu yang merupakan penyakit hipertensi dalam kehamilan. Untuk itu kami memerlukan; data Ibu seperti yang tertera pada kuisisioner, melakukan pemeriksaan fisik, mengambil urin (air kencing) ibu untuk selanjutnya kami periksakan di laboratorium. Dalam pengambilan ini kami akan meminta ibu untuk buang air kecil sedikit terlebih dahulu, lalu menahan buang air kecil agar dapat menampung urin aliran tengah dalam wadah yang disediakan sekitar 10-20cc. Lalu ibu akan kami pantau untuk melihat keadaannya hingga proses persalinan. Hasil penelitian ini akan disajikan pada Forum Ilmiah Program Pendidikan Dokter Spesialis-I Obstetri dan Ginekologi Fakultas Kedokteran Universitas Hasanuddin Makassar. Semua biaya yang ditimbulkan oleh penelitian ini sepenuhnya ditanggung oleh peneliti.

Perlu ibu ketahui bahwa ibu mempunyai hak untuk menolak ikut dalam penelitian ini. Demikian pula bila terjadi hal-hal yang tidak memungkinkan ibu untuk terus ikut dalam penelitian ini maka ibu

berhak mengundurkan diri. Penolakan ibu tidak mempengaruhi tindakan atau pengobatan yang seharusnya dilakukan pada ibu, tetapi kesediaan ibu akan memberi manfaat yang besar. Kami akan sangat menghargai keikutsertaan ibu terhadap pengembangan ilmu kedokteran ini.

Kami menjamin keamanan dan kerahasiaan semua data pada penelitian ini. Data penelitian ini akan dikumpulkan dan disimpan tanpa menyebutkan nama ibu dalam arsip tertulis atau elektronik yang tidak bisa dilihat oleh orang lain selain tim peneliti. Kami akan kembali meminta izin menggunakan data ibu secara anonim apabila diperlukan dikemudian hari.

Apabila Ibu merasa masih ada hal yang belum jelas atau belum dipahami dengan baik, maka Ibu dapat meminta penjelasan lebih lanjut pada saya : dr. Ardio Rizky Tansil, Tan (Tlp. 081354295035).

Apabila ibu bersedia berpartisipasi, silakan menandatangani surat persetujuan mengikuti penelitian. Atas kesedian ibu meluangkan waktu untuk mengikuti penjelasan ini, kami mengucapkan terima kasih.

IDENTITAS PENELITI

Nama : dr. Ardio Rizky Tansil, Tan
Alamat : Jl. DR. W. S. Husodo no 131B
Telepon : 081354295035
Email : dio_tansil@hotmail.com

Lampiran 2

**FORMULIR PERSETUJUAN MENGIKUTI PENELITIAN
SETELAH MENDAPAT PENJELASAN**

Saya yang bertanda tangan dibawah ini :

Nama :

Umur :

Alamat :

Pekerjaan :

No. Telepon :

Dengan ini menyatakan bahwa setelah saya mendapatkan penjelasan serta memahami sepenuhnya maksud dan tujuan penelitian yang berjudul :

**PEMERIKSAAN KADAR COPEPTIN URIN PADA
KEHAMILAN DENGAN DAN TANPA PREEKLAMPSIA BERAT**

Maka saya menyatakan **SETUJU** untuk ikut serta dalam penelitian ini, mematuhi semua ketentuan yang berlaku dan memberikan keterangan yang sebenarnya.

Demikian pernyataan ini saya buat untuk digunakan sebagaimana mestinya.

NAMA	TANDA TANGAN	TANGGAL
Pasien.....
Saksi 1.....
Saksi 2.....

IDENTITAS PENELITIAN

Nama : dr. Ardio Rizky Tansil, Tan
Alamat : Jl. DR. W. S. Husodo no 131B, Makassar,
Sulawesi Selatan
Telepon : 081354295035

PENANGGUNG JAWAB MEDIK

Nama : Dr. dr. St. Maisuri T. Chalid, Sp. OG(K)
Alamat : Rumah Sakit Wahidin Sudirohusodo Jl.
Perintis Kemerdekaan KM 11, Kota Makassar
Telepon : 0811463780

Lampiran 3

DUMMY TABLE

Tabel 1. Karakteristik sampel

Karakteristik	Kontrol	Sampel	Persentase (%)
Usia			
<20 tahun			
21-35 tahun			
>35 tahun			
Paritas			
Primigravida			
Multigravida			
Usia Gestasi			
Preterm			
Aterm			
Posterm			
Tekanan Darah			
Sistol			
Diastol			
Indeks Massa Tubuh			
Normal			
Underweight			
Overweight			
Obesitas			

Tabel 2. Kadar Copeptin pada kehamilan dengan dan tanpa preeklamsia berat

	Kadar Copeptin (ng / mL)
Wanita hamil dengan preeklamsia berat	
Wanita hamil tanpa preeklamsia	

Lampiran 4**KUISIONER PENELITIAN****I. IDENTITAS PASIEN**

Nama :

Tanggal lahir :

Rumah sakit tempat ANC :

Nomor rekam medic :

Alamat lengkap :

Nomor telepon :

Agama : Islam / Kristen / Katolik / Budha /
Hindu

Pendidikan terakhir : Tidak sekolah / SD / SMP / SMA /
PT

Pekerjaan : Bekerja / tidak bekerja

II. RIWAYAT OBSTETRI

Paritas : G P A
Hari pertama haid terakhir :
Taksiran persalinan :
Usia kehamilan saat ini :
Keluhan saat ini :

III. PEMERIKSAAN FISIK DAN LABORATORIUM

Tekanan darah : mm Hg
Edema pada ekstremitas : ada / tidak
Proteinuria :

Faktor Risiko Sedang	Nuliparitas	
	Usia \geq 35 tahun	
	Jarak antara kehamilan > 10 tahun	
	Indeks Massa Tubuh > 30 kg /m ²	
	Riwayat keluarga dengan preeklamsia	
TOTAL		
Ya = 1, Tidak = 0		

Faktor Risiko Berat	Riwayat preeklamsia pada kehamilan sebelumnya	
	Kehamilan multipel	
	Hipertensi kronik	
	Diabetes tipe 1 atau 2	
	Penyakit ginjal	
	Penyakit autoimun	
TOTAL		
Ya = 1, Tidak = 0		

Lampiran 5


KEMENTERIAN PENDIDIKAN DAN KEBUDAYAAN
UNIVERSITAS HASANUDDIN FAKULTAS KEDOKTERAN
KOMITE ETIK PENELITIAN KESEHATAN
RSPTN UNIVERSITAS HASANUDDIN
RSUP Dr. WAHIDIN SUDIROHUSODO MAKASSAR
 Sekretariat : Lantai 2 Gedung Laboratorium Terpadu
 JL. PERINTIS KEMENTERIAAN KAMPUS TAMALANREA KM.10 MAKASSAR 90945
 Contact Person: dr. Agussalim Bukhari, M.Med,Ph.D., Sp.GK, TLP. 08124850838, 0411 5781031, Fax : 0411 581429



REKOMENDASI PERSETUJUAN ETIK

Nomor : 605/UN4.6.4.5.31/PP36/2020

Tanggal: 5 Oktober 2020



Dengan ini Menyatakan bahwa Protokol dan Dokumen yang Berhubungan Dengan Protokol berikut ini telah mendapatkan Persetujuan Etik :

No Protokol	UH20090519	No Sponsor	
Peneliti Utama	dr. Ardio Rizky Tansil, Tan	Protokol	
Judul Peneliti	Pemeriksaan Kadar Copeptin Urin Pada Kehamilan Dengan dan Tanpa Preeklamsia		
No Versi Protokol	2	Tanggal Versi	1 Oktober 2020
No Versi PSP	2	Tanggal Versi	1 Oktober 2020
Tempat Penelitian	RSUP.Dr.Wahidin Sudirohusodo, RS Ibnu Sina, RS Faisal, RSIA Siti Khadijah 1, RSKDIA Pertiwi dan RSB Fatimah, RS Pelamonia Makassar, RSUD Syekh Yusuf Gowa, RSUD Salewangang Maros		
Jenis Review	<input type="checkbox"/> Exempted <input checked="" type="checkbox"/> Expedited <input type="checkbox"/> Fullboard Tanggal	Masa Berlaku	Frekuensi review lanjutan
Ketua Komisi Etik Penelitian Kesehatan FKUH	Nama Prof.Dr.dr. Suryani As'ad, M.Sc., Sp.GK (K)	Tanda tangan	
Sekretaris Komisi Etik Penelitian Kesehatan FKUH	Nama dr. Agussalim Bukhari, M.Med., Ph.D., Sp.GK (K)	Tanda tangan	



Kewajiban Peneliti Utama:

- Menyerahkan Amandemen Protokol untuk persetujuan sebelum di implementasikan
- Menyerahkan Laporan SAE ke Komisi Etik dalam 24 jam dan dilengkapinya dalam 7 hari dan Laporan SUSAR dalam 72 jam setelah Peneliti Utama menerima laporan
- Menyerahkan Laporan Kemajuan (progress report) setiap 6 bulan untuk penelitian resiko tinggi dan setiap setahun untuk penelitian resiko rendah
- Menyerahkan laporan akhir setelah Penelitian berakhir
- Melaporkan penyimpangan dari protokol yang disetujui (protocol deviation / violation)
- Mematuhi semua peraturan yang ditetapkan

Lampiran 6

 RUMAH SAKIT UNHAS	SURAT IZIN PENELITIAN	
	Nomor: 154/UN4.24.1.2/PT.01.04/2021	Tanggal 06 Januari 2021
FORMULIR 2 BIDANG PENELITIAN DAN INOVASI	Kepada Yth Kepala Ruang Laboratorium Penelitian	
<p>Dengan hormat, Dengan ini menerangkan bahwa peneliti/ mahasiswa berikut ini:</p> <p>Nama : dr. Ardio Rizky Tansil, Tan NIM / NIP : C055181007 Institusi : PPDS Ilmu Obstetri dan Ginekologi, Kedokteran, Universitas Hasanuddin Makassar Kode penelitian : 210105_1</p> <p>Akan melakukan pengambilan data/ analisa bahan hayati:</p> <p>Terhitung : 06 Januari 2021 s/d 06 April 2021 Jumlah Subjek/Sample : 72 Jenis Data : Data Primer: Elisa</p> <p>Untuk penelitian dengan judul: "Perbandingan Kadar Copeptin Urin Pada Kehamilan Dengan dan Tanpa Preeklamsia" Harap dilakukan pembimbingan dan pendampingan seperlunya.</p> <p>Kepala Bidang Penelitian dan Inovasi</p> <p> dr. Muhs Firdaus Kasim, M.Sc NIP.198412012018073001</p> <p><small>Catatan: Lembaran ini disiapkan oleh Bidang Penelitian dan Inovasi</small></p>		

Lampiran 7

 RUMAH SAKIT UNHAS	SURAT KETERANGAN SEMENTARA SELESAI PENGAMBILAN DATA/ANALISA BAHAN HAYATI
	Diterbitkan oleh Laboratorium Penelitian
FORMULIR 3 BIDANG PENELITIAN DAN INOVASI	Ditujukan kepada KEPALA BIDANG PENELITIAN DAN INOVASI
<p>Dengan hormat,</p> <p>Dengan ini menerangkan bahwa peneliti/ mahasiswa berikut ini:</p> <p>Nama : dr. Ardio Rizky Tansil, Tan</p> <p>NIM / NIP : C055181007</p> <p>Institusi : PPDS Ilmu Obstetri dan Ginekologi, Kedokteran, Universitas Hasanuddin Makassar</p> <p>Kode penelitian : 210106_1</p> <p>TELAH SELESAI melakukan pengambilan data/ analisa bahan hayati</p> <p>Pada tanggal :</p> <p>Jumlah Subjek : 90 responden/sampel</p> <p>Jenis Data : Hasil ELISA</p> <p>Dengan nama pendamping/ pembimbing</p> <p>Staff : SUL HODAYA</p> <p>Konsultan :</p> <p>Surat keterangan ini juga merupakan penjelasan bahwa peneliti/mahasiswa di atas tidak mempunyai sangkutan lagi pada unit/ instalasi kami</p> <p>Kepala Ruang</p>  <u>SUL HODAYA</u>	
<p>NIP.</p> <p>Catatan:</p> <ol style="list-style-type: none"> 1. Lembaran ini agar diisi dan diberikan kepada mahasiswa/peneliti untuk diserahkan kepada Bidang Penelitian dan Inovasi setelah pengambilan data / analisa bahan hayati selesai 2. Surat pengantar ini berlaku 2 x 24 jam hari kerja di unit penelitian RSUH 	

Lampiran 8



QuantitativeCurveFit												
Plate	Well	Group	Type	Sample	Original [x]	Fitted [y]	Dilution	Result	SD	CV%	Meas. Time [s]	
4			Assay	Unknown Un_0001	0.3392	2.2882	1.0000	2.2882	NaN	NaN	0.0000	
5	Plate 1	G01	Assay	Unknown Un_0001	0.3392	2.2882	1.0000	2.2882	NaN	NaN	3.7200	
6			Assay	Unknown Un_0002	0.5020	2.8455	1.0000	2.8455	NaN	NaN	0.0000	
7	Plate 1	H01	Assay	Unknown Un_0002	0.5020	2.8455	1.0000	2.8455	NaN	NaN	4.5100	
8			Assay	Unknown Un_0003	0.4903	2.8097	1.0000	2.8097	NaN	NaN	0.0000	
9	Plate 1	A02	Assay	Unknown Un_0003	0.4903	2.8097	1.0000	2.8097	NaN	NaN	0.0200	
10			Assay	Unknown Un_0004	0.6615	3.2949	1.0000	3.2949	NaN	NaN	0.0000	
11	Plate 1	B02	Assay	Unknown Un_0004	0.6615	3.2949	1.0000	3.2949	NaN	NaN	0.7700	
12			Assay	Unknown Un_0005	0.2578	1.9302	1.0000	1.9302	NaN	NaN	0.0000	
13	Plate 1	C02	Assay	Unknown Un_0005	0.2578	1.9302	1.0000	1.9302	NaN	NaN	1.2600	
14			Assay	Unknown Un_0006	0.5203	2.9006	1.0000	2.9006	NaN	NaN	0.0000	
15	Plate 1	D02	Assay	Unknown Un_0006	0.5203	2.9006	1.0000	2.9006	NaN	NaN	2.0100	
16			Assay	Unknown Un_0007	0.5555	3.0036	1.0000	3.0036	NaN	NaN	0.0000	
17	Plate 1	E02	Assay	Unknown Un_0007	0.5555	3.0036	1.0000	3.0036	NaN	NaN	2.5000	
18			Assay	Unknown Un_0008	0.5705	3.0464	1.0000	3.0464	NaN	NaN	0.0000	
19	Plate 1	F02	Assay	Unknown Un_0008	0.5705	3.0464	1.0000	3.0464	NaN	NaN	3.2500	
20			Assay	Unknown Un_0009	0.4723	2.7536	1.0000	2.7536	NaN	NaN	0.0000	
21	Plate 1	G02	Assay	Unknown Un_0009	0.4723	2.7536	1.0000	2.7536	NaN	NaN	3.7400	
22			Assay	Unknown Un_0010	0.3891	2.4752	1.0000	2.4752	NaN	NaN	0.0000	
23	Plate 1	H02	Assay	Unknown Un_0010	0.3891	2.4752	1.0000	2.4752	NaN	NaN	4.4900	
24			Assay	Unknown Un_0011	0.4389	2.6459	1.0000	2.6459	NaN	NaN	0.0000	
25	Plate 1	A03	Assay	Unknown Un_0011	0.4389	2.6459	1.0000	2.6459	NaN	NaN	0.0400	
26			Assay	Unknown Un_0012	0.7260	3.4617	1.0000	3.4617	NaN	NaN	0.0000	
27	Plate 1	B03	Assay	Unknown Un_0012	0.7260	3.4617	1.0000	3.4617	NaN	NaN	0.7500	
28			Assay	Unknown Un_0013	0.3669	2.3943	1.0000	2.3943	NaN	NaN	0.0000	
29	Plate 1	C03	Assay	Unknown Un_0013	0.3669	2.3943	1.0000	2.3943	NaN	NaN	1.2800	
30			Assay	Unknown Un_0014	0.7248	3.4586	1.0000	3.4586	NaN	NaN	0.0000	
31	Plate 1	D03	Assay	Unknown Un_0014	0.7248	3.4586	1.0000	3.4586	NaN	NaN	1.9900	
32			Assay	Unknown Un_0015	0.7276	3.4657	1.0000	3.4657	NaN	NaN	0.0000	
33	Plate 1	E03	Assay	Unknown Un_0015	0.7276	3.4657	1.0000	3.4657	NaN	NaN	2.5200	
34			Assay	Unknown Un_0016	0.5129	2.8784	1.0000	2.8784	NaN	NaN	0.0000	
35	Plate 1	F03	Assay	Unknown Un_0016	0.5129	2.8784	1.0000	2.8784	NaN	NaN	3.2300	
36			Assay	Unknown Un_0017	0.7919	3.6260	1.0000	3.6260	NaN	NaN	0.0000	
37	Plate 1	G03	Assay	Unknown Un_0017	0.7919	3.6260	1.0000	3.6260	NaN	NaN	3.7600	
38			Assay	Unknown Un_0018	0.8293	3.7170	1.0000	3.7170	NaN	NaN	0.0000	
39	Plate 1	H03	Assay	Unknown Un_0018	0.8293	3.7170	1.0000	3.7170	NaN	NaN	4.4700	
40			Assay	Unknown Un_0019	0.6894	3.3679	1.0000	3.3679	NaN	NaN	0.0000	
41	Plate 1	A04	Assay	Unknown Un_0019	0.6894	3.3679	1.0000	3.3679	NaN	NaN	0.0600	
42			Assay	Unknown Un_0020	0.8440	3.7524	1.0000	3.7524	NaN	NaN	0.0000	
43	Plate 1	B04	Assay	Unknown Un_0020	0.8440	3.7524	1.0000	3.7524	NaN	NaN	0.7300	
44			Assay	Unknown Un_0021	0.3645	2.3853	1.0000	2.3853	NaN	NaN	0.0000	
45	Plate 1	C04	Assay	Unknown Un_0021	0.3645	2.3853	1.0000	2.3853	NaN	NaN	1.3000	
46			Assay	Unknown Un_0022	0.5396	2.9575	1.0000	2.9575	NaN	NaN	0.0000	
47	Plate 1	D04	Assay	Unknown Un_0022	0.5396	2.9575	1.0000	2.9575	NaN	NaN	1.9700	
48			Assay	Unknown Un_0023	0.4212	2.5868	1.0000	2.5868	NaN	NaN	0.0000	
49	Plate 1	E04	Assay	Unknown Un_0023	0.4212	2.5868	1.0000	2.5868	NaN	NaN	2.5400	
50			Assay	Unknown Un_0024	0.4643	2.7282	1.0000	2.7282	NaN	NaN	0.0000	
51	Plate 1	F04	Assay	Unknown Un_0024	0.4643	2.7282	1.0000	2.7282	NaN	NaN	3.2100	
52			Assay	Unknown Un_0025	0.6949	3.3821	1.0000	3.3821	NaN	NaN	0.0000	
53	Plate 1	G04	Assay	Unknown Un_0025	0.6949	3.3821	1.0000	3.3821	NaN	NaN	3.7800	
54			Assay	Unknown Un_0026	0.6249	3.1971	1.0000	3.1971	NaN	NaN	0.0000	
55	Plate 1	H04	Assay	Unknown Un_0026	0.6249	3.1971	1.0000	3.1971	NaN	NaN	4.4500	

	A	B	C	D	E	F	G	H	I	J	K	L	M
56			Assay	Unknown	Un_0027	0.5860	3.0900	10000	3.0900	NaN	NaN	0.0000	
57	Plate 1	A05	Assay	Unknown	Un_0027	0.5860	3.0900	10000	3.0900	NaN	NaN	0.0800	
58			Assay	Unknown	Un_0028	0.8952	3.8742	10000	3.8742	NaN	NaN	0.0000	
59	Plate 1	B05	Assay	Unknown	Un_0028	0.8952	3.8742	10000	3.8742	NaN	NaN	0.7100	
60			Assay	Unknown	Un_0029	0.5237	2.9107	10000	2.9107	NaN	NaN	0.0000	
61	Plate 1	C05	Assay	Unknown	Un_0029	0.5237	2.9107	10000	2.9107	NaN	NaN	1.3200	
62			Assay	Unknown	Un_0030	0.8470	3.7596	10000	3.7596	NaN	NaN	0.0000	
63	Plate 1	D05	Assay	Unknown	Un_0030	0.8470	3.7596	10000	3.7596	NaN	NaN	1.9500	
64			Assay	Unknown	Un_0031	0.5028	2.8479	10000	2.8479	NaN	NaN	0.0000	
65	Plate 1	E05	Assay	Unknown	Un_0031	0.5028	2.8479	10000	2.8479	NaN	NaN	2.5600	
66			Assay	Unknown	Un_0032	0.4974	2.8315	10000	2.8315	NaN	NaN	0.0000	
67	Plate 1	F05	Assay	Unknown	Un_0032	0.4974	2.8315	10000	2.8315	NaN	NaN	3.1900	
68			Assay	Unknown	Un_0033	0.2363	1.8188	10000	1.8188	NaN	NaN	0.0000	
69	Plate 1	G05	Assay	Unknown	Un_0033	0.2363	1.8188	10000	1.8188	NaN	NaN	3.8000	
70			Assay	Unknown	Un_0034	0.4035	2.5260	10000	2.5260	NaN	NaN	0.0000	
71	Plate 1	H05	Assay	Unknown	Un_0034	0.4035	2.5260	10000	2.5260	NaN	NaN	4.4300	
72			Assay	Unknown	Un_0035	0.7080	3.4158	10000	3.4158	NaN	NaN	0.0000	
73	Plate 1	A06	Assay	Unknown	Un_0035	0.7080	3.4158	10000	3.4158	NaN	NaN	0.0900	
74			Assay	Unknown	Un_0036	0.2871	2.0688	10000	2.0688	NaN	NaN	0.0000	
75	Plate 1	B06	Assay	Unknown	Un_0036	0.2871	2.0688	10000	2.0688	NaN	NaN	0.6900	
76			Assay	Unknown	Un_0037	0.9381	3.9747	10000	3.9747	NaN	NaN	0.0000	
77	Plate 1	C06	Assay	Unknown	Un_0037	0.9381	3.9747	10000	3.9747	NaN	NaN	1.3300	
78			Assay	Unknown	Un_0038	0.2920	2.0908	10000	2.0908	NaN	NaN	0.0000	
79	Plate 1	D06	Assay	Unknown	Un_0038	0.2920	2.0908	10000	2.0908	NaN	NaN	1.9300	
80			Assay	Unknown	Un_0039	0.4304	2.6177	10000	2.6177	NaN	NaN	0.0000	
81	Plate 1	E06	Assay	Unknown	Un_0039	0.4304	2.6177	10000	2.6177	NaN	NaN	2.5700	
82			Assay	Unknown	Un_0040	0.4049	2.5308	10000	2.5308	NaN	NaN	0.0000	
83	Plate 1	F06	Assay	Unknown	Un_0040	0.4049	2.5308	10000	2.5308	NaN	NaN	3.1700	
84			Assay	Unknown	Un_0041	0.6386	3.2340	10000	3.2340	NaN	NaN	0.0000	
85	Plate 1	G06	Assay	Unknown	Un_0041	0.6386	3.2340	10000	3.2340	NaN	NaN	3.8100	
86			Assay	Unknown	Un_0042	0.5577	3.0099	10000	3.0099	NaN	NaN	0.0000	
87	Plate 1	H06	Assay	Unknown	Un_0042	0.5577	3.0099	10000	3.0099	NaN	NaN	4.4100	
88			Assay	Unknown	Un_0043	0.6430	3.2458	10000	3.2458	NaN	NaN	0.0000	
89	Plate 1	A07	Assay	Unknown	Un_0043	0.6430	3.2458	10000	3.2458	NaN	NaN	0.1100	
90			Assay	Unknown	Un_0044	0.6395	3.2364	10000	3.2364	NaN	NaN	0.0000	
91	Plate 1	B07	Assay	Unknown	Un_0044	0.6395	3.2364	10000	3.2364	NaN	NaN	0.6700	
92			Assay	Unknown	Un_0045	0.5696	3.0438	10000	3.0438	NaN	NaN	0.0000	
93	Plate 1	C07	Assay	Unknown	Un_0045	0.5696	3.0438	10000	3.0438	NaN	NaN	1.3500	
94			Assay	Unknown	Un_0046	0.2922	2.0917	10000	2.0917	NaN	NaN	0.0000	
95	Plate 1	D07	Assay	Unknown	Un_0046	0.2922	2.0917	10000	2.0917	NaN	NaN	1.9100	
96			Assay	Unknown	Un_0047	0.5984	3.1245	10000	3.1245	NaN	NaN	0.0000	
97	Plate 1	E07	Assay	Unknown	Un_0047	0.5984	3.1245	10000	3.1245	NaN	NaN	2.5900	
98			Assay	Unknown	Un_0048	0.4686	2.7419	10000	2.7419	NaN	NaN	0.0000	
99	Plate 1	F07	Assay	Unknown	Un_0048	0.4686	2.7419	10000	2.7419	NaN	NaN	3.1500	
100			Assay	Unknown	Un_0049	0.6710	3.3199	10000	3.3199	NaN	NaN	0.0000	
101	Plate 1	G07	Assay	Unknown	Un_0049	0.6710	3.3199	10000	3.3199	NaN	NaN	3.8300	
102			Assay	Unknown	Un_0050	0.5912	3.1045	10000	3.1045	NaN	NaN	0.0000	
103	Plate 1	H07	Assay	Unknown	Un_0050	0.5912	3.1045	10000	3.1045	NaN	NaN	4.3900	
104			Assay	Unknown	Un_0051	0.2824	2.0475	10000	2.0475	NaN	NaN	0.0000	
105	Plate 1	A08	Assay	Unknown	Un_0051	0.2824	2.0475	10000	2.0475	NaN	NaN	0.1300	
106			Assay	Unknown	Un_0052	0.3500	2.3303	10000	2.3303	NaN	NaN	0.0000	
107	Plate 1	B08	Assay	Unknown	Un_0052	0.3500	2.3303	10000	2.3303	NaN	NaN	0.6500	
108			Assay	Unknown	Un_0053	0.3292	2.2482	10000	2.2482	NaN	NaN	0.0000	
109	Plate 1	C08	Assay	Unknown	Un_0053	0.3292	2.2482	10000	2.2482	NaN	NaN	1.3700	
110			Assay	Unknown	Un_0054	0.3534	2.3433	10000	2.3433	NaN	NaN	0.0000	

	A	B	C	D	E	F	G	H	I	J	K	L	M
110			Assay	Unknown	Un_0054	0.3534	2.3433	1.0000	2.3433	NaN	NaN	0.0000	
111	Plate 1	D08	Assay	Unknown	Un_0054	0.3534	2.3433	1.0000	2.3433	NaN	NaN	1.8900	
112			Assay	Unknown	Un_0055	0.2333	1.8025	1.0000	1.8025	NaN	NaN	0.0000	
113	Plate 1	E08	Assay	Unknown	Un_0055	0.2333	1.8025	1.0000	1.8025	NaN	NaN	2.6100	
114			Assay	Unknown	Un_0056	0.2895	2.0796	1.0000	2.0796	NaN	NaN	0.0000	
115	Plate 1	F08	Assay	Unknown	Un_0056	0.2895	2.0796	1.0000	2.0796	NaN	NaN	3.1300	
116			Assay	Unknown	Un_0057	0.3922	2.4862	1.0000	2.4862	NaN	NaN	0.0000	
117	Plate 1	G08	Assay	Unknown	Un_0057	0.3922	2.4862	1.0000	2.4862	NaN	NaN	3.8500	
118			Assay	Unknown	Un_0058	0.6241	3.1949	1.0000	3.1949	NaN	NaN	0.0000	
119	Plate 1	H08	Assay	Unknown	Un_0058	0.6241	3.1949	1.0000	3.1949	NaN	NaN	4.3700	
120			Assay	Unknown	Un_0059	0.5574	3.0090	1.0000	3.0090	NaN	NaN	0.0000	
121	Plate 1	A09	Assay	Unknown	Un_0059	0.5574	3.0090	1.0000	3.0090	NaN	NaN	0.1500	
122			Assay	Unknown	Un_0060	0.5662	3.0342	1.0000	3.0342	NaN	NaN	0.0000	
123	Plate 1	B09	Assay	Unknown	Un_0060	0.5662	3.0342	1.0000	3.0342	NaN	NaN	0.6300	
124			Assay	Unknown	Un_0061	0.5999	3.1287	1.0000	3.1287	NaN	NaN	0.0000	
125	Plate 1	C09	Assay	Unknown	Un_0061	0.5999	3.1287	1.0000	3.1287	NaN	NaN	1.3900	
126			Assay	Unknown	Un_0062	0.3396	2.2897	1.0000	2.2897	NaN	NaN	0.0000	
127	Plate 1	D09	Assay	Unknown	Un_0062	0.3396	2.2897	1.0000	2.2897	NaN	NaN	1.8700	
128			Assay	Unknown	Un_0063	0.4657	2.7327	1.0000	2.7327	NaN	NaN	0.0000	
129	Plate 1	E09	Assay	Unknown	Un_0063	0.4657	2.7327	1.0000	2.7327	NaN	NaN	2.6300	
130			Assay	Unknown	Un_0064	0.4895	2.8072	1.0000	2.8072	NaN	NaN	0.0000	
131	Plate 1	F09	Assay	Unknown	Un_0064	0.4895	2.8072	1.0000	2.8072	NaN	NaN	3.1100	
132			Assay	Unknown	Un_0065	0.5820	3.0788	1.0000	3.0788	NaN	NaN	0.0000	
133	Plate 1	G09	Assay	Unknown	Un_0065	0.5820	3.0788	1.0000	3.0788	NaN	NaN	3.8700	
134			Assay	Unknown	Un_0066	0.7060	3.4107	1.0000	3.4107	NaN	NaN	0.0000	
135	Plate 1	H09	Assay	Unknown	Un_0066	0.7060	3.4107	1.0000	3.4107	NaN	NaN	4.3500	
136			Assay	Unknown	Un_0067	0.8815	3.8418	1.0000	3.8418	NaN	NaN	0.0000	
137	Plate 1	A10	Assay	Unknown	Un_0067	0.8815	3.8418	1.0000	3.8418	NaN	NaN	0.1700	
138			Assay	Unknown	Un_0068	0.7010	3.3978	1.0000	3.3978	NaN	NaN	0.0000	
139	Plate 1	B10	Assay	Unknown	Un_0068	0.7010	3.3978	1.0000	3.3978	NaN	NaN	0.6100	
140			Assay	Unknown	Un_0069	0.5983	3.1242	1.0000	3.1242	NaN	NaN	0.0000	
141	Plate 1	C10	Assay	Unknown	Un_0069	0.5983	3.1242	1.0000	3.1242	NaN	NaN	1.4100	
142			Assay	Unknown	Un_0070	0.4325	2.6247	1.0000	2.6247	NaN	NaN	0.0000	
143	Plate 1	D10	Assay	Unknown	Un_0070	0.4325	2.6247	1.0000	2.6247	NaN	NaN	1.8500	
144			Assay	Unknown	Un_0071	0.6017	3.1336	1.0000	3.1336	NaN	NaN	0.0000	
145	Plate 1	E10	Assay	Unknown	Un_0071	0.6017	3.1336	1.0000	3.1336	NaN	NaN	2.6500	
146			Assay	Unknown	Un_0072	0.4489	2.6787	1.0000	2.6787	NaN	NaN	0.0000	
147	Plate 1	F10	Assay	Unknown	Un_0072	0.4489	2.6787	1.0000	2.6787	NaN	NaN	3.0900	
148			Assay	Unknown	Un_0073	0.5810	3.0760	1.0000	3.0760	NaN	NaN	0.0000	
149	Plate 1	G10	Assay	Unknown	Un_0073	0.5810	3.0760	1.0000	3.0760	NaN	NaN	3.8900	
150			Assay	Unknown	Un_0074	0.3263	2.2365	1.0000	2.2365	NaN	NaN	0.0000	
151	Plate 1	H10	Assay	Unknown	Un_0074	0.3263	2.2365	1.0000	2.2365	NaN	NaN	4.3300	
152			Assay	Unknown	Un_0075	0.5536	2.9981	1.0000	2.9981	NaN	NaN	0.0000	
153	Plate 1	A11	Assay	Unknown	Un_0075	0.5536	2.9981	1.0000	2.9981	NaN	NaN	0.1900	
154			Assay	Unknown	Un_0076	0.0143	NaN	1.0000	NaN	NaN	NaN	0.0000	
155	Plate 1	B11	Assay	Unknown	Un_0076	0.0143	NaN	1.0000	NaN	NaN	NaN	0.6000	
156			Assay	Unknown	Un_0077	0.8396	3.7418	1.0000	3.7418	NaN	NaN	0.0000	
157	Plate 1	C11	Assay	Unknown	Un_0077	0.8396	3.7418	1.0000	3.7418	NaN	NaN	1.4300	
158			Assay	Unknown	Un_0078	0.7093	3.4191	1.0000	3.4191	NaN	NaN	0.0000	
159	Plate 1	D11	Assay	Unknown	Un_0078	0.7093	3.4191	1.0000	3.4191	NaN	NaN	1.8400	
160			Assay	Unknown	Un_0079	0.5354	2.9452	1.0000	2.9452	NaN	NaN	0.0000	
161	Plate 1	E11	Assay	Unknown	Un_0079	0.5354	2.9452	1.0000	2.9452	NaN	NaN	2.6700	
162			Assay	Unknown	Un_0080	0.5365	2.9484	1.0000	2.9484	NaN	NaN	0.0000	
163	Plate 1	F11	Assay	Unknown	Un_0080	0.5365	2.9484	1.0000	2.9484	NaN	NaN	3.0800	
164			Assay	Unknown	Un_0081	0.6496	3.2634	1.0000	3.2634	NaN	NaN	0.0000	



