

DAFTAR PUSTAKA

- Alan R. Saltiel, Jeffrey E. Pessin. 2016. "Anti-Oxidant and Anti-Diabetic Activities of Ethanolic Extract of *Primula Denticulata* Flowers." *Indonesian Journal of Pharmacy* 27(2):74–79.
- Alonso-Magdalena, Paloma, Ana B. Ropero, M. Pilar Carrera, Christopher R. Cederroth, Mathurin Baquié, Benoit R. Gauthier, Serge Nef, Enrico Stefani, and Angel Nadal. 2008. "Pancreatic Insulin Content Regulation by the Estrogen Receptor ER α ." *PLoS ONE* 3(4).
- American Diabetes Association. 2018. "Standard Medical Care in Diabetes 2018." *The Journal of Clinical and Applied Research and Education*.
- Atlas, Color, and Thieme Publishers. 2009. [*Stefan_Silbernagl, _Agamemnon_Despopoulos_* Color_A(BookZZ.Org)].
- Bhattacharya, Samir, debleena dey And, and sib sankar Roy. 2005. "Molecular Mechanism of Insulin Resistance." *Nippon Rinsho. Japanese Journal of Clinical Medicine* 63 Suppl 2(March):114–30.
- Budiyani, Laras, Dyah Purnamasari, Marcellus Simadibrata, and Murdani Abdullah. 2018. "Insulin Resistance in Gastroesophageal Reflux Disease." *Acta Medica Indonesiana* 50(4):336–42.
- Chang, Shih Liang, Kuo Juei Lin, Rong Tsung Lin, Pei Hsiu Hung, Jaung Geng Lin, and Juei Tang Cheng. 2006. "Enhanced Insulin Sensitivity Using Electroacupuncture on Bilateral Zusanli Acupoints (ST 36) in Rats." *Life Sciences* 79(10):967–71.
- Choi, Kangduk, and Young-bum Kim. 2010. "Molecular Mechanism of Insulin Resistance in Obesity and Type 2 Diabetes." 119–29.
- Cicero, Arrigo FG, Martina Rosticci, Angelo Parini, Martino Morbini, Riccardo Urso, Elisa Grandi, and Claudio Borghi. 2015. "Short-Term Effects of a Combined Nutraceutical of Insulin-Sensitivity, Lipid Level and Indexes of Liver Steatosis: A Double-Blind, Randomized, Cross-over Clinical Trial." *Nutrition Journal* 14(1):1–6.
- Curtiss, Linda K., and Peter S. Tobias. 2009. "Emerging Role of Toll-like Receptors in Atherosclerosis." *Journal of Lipid Research* 50(SUPPL.).
- Dasu, Mohan R., Sridevi Devaraj, Ling Zhao, Daniel H. Hwang, and Ishwarlal Jialal. 2008. "High Glucose Induces Toll-like Receptor Expression in Human Monocytes Mechanism of Activation." *Diabetes* 57(11):3090–98.
- Davis, Bradley J., Zhonglin Xie, Benoit Viollet, and Ming-hui Zou. 2006.

“Activation of the AMP-Activated Kinase by Antidiabetes Drug Metformin Stimulates Nitric Oxide Synthesis In Vivo and Endothelial Nitric Oxide Synthase.” *Diabetes* 55(February).

DeFronzo, Ralph A., and Devjit Tripathy. 2009. “Skeletal Muscle Insulin Resistance Is the Primary Defect in Type 2 Diabetes.” *Diabetes Care* 32 Suppl 2.

Deroo, Bonnie J., Kenneth S. Korach, Bonnie J. Deroo, and Kenneth S. Korach. 2006. “Estrogen Receptors and Human Disease Find the Latest Version: Review Series Estrogen Receptors and Human Disease.” *The Journal of Clinical Investigation* 116(3):561–70.

Després, J. P., I. Lemieux, and D. Prud’homme. 2001. “Treatment of Obesity: Need to Focus on High Risk Abdominally Obese Patients.” *British Medical Journal* 322(7288):716–20.

diabetes care. 2019. “2. Classification and Diagnosis of Diabetes: Standards of Medical Care in Diabetesd2019.” *Diabetes Care* 42(January):S13–28.

Dyer, Adam H., Robert Briggs, Eamon Laird, Leane Hoey, Catherine F. Hughes, Helene McNulty, Mary Ward, J. J. Strain, Anne M. Molloy, Conal Cunningham, and Kevin McCarroll. 2021. “Glycated Haemoglobin (HbA1c), Diabetes and Neuropsychological Performance in Community-Dwelling Older Adults.” *Diabetic Medicine* 38(11):1–10.

Fröjdö, Sara, Hubert Vidal, and Luciano Pirola. 2009. “Alterations of Insulin Signaling in Type 2 Diabetes: A Review of the Current Evidence from Humans.” *Biochimica et Biophysica Acta - Molecular Basis of Disease* 1792(2):83–92.

Furukawa, Shigetada, Morihiro Matsuda, Shigetada Furukawa, Takuya Fujita, Michio Shimabukuro, and Masanori Iwaki. 2017. “Increased Oxidative Stress in Obesity and Its Impact on Metabolic Syndrome Find the Latest Version: Increased Oxidative Stress in Obesity and Its Impact on Metabolic Syndrome.” *The Journal of Clinical Investigation* 114(12):1752–61.

Glatz, Jan F. C., Joost J. F. P. Luiken, and Arend Bonen. 2010. “Membrane Fatty Acid Transporters as Regulators of Lipid Metabolism: Implications for Metabolic Disease.” *Physiological Reviews* 90(1):367–417.

Goldstein, J. L., Y. K. Ho, S. K. Basu, and M. S. Brown. 1979. “Binding Site on Macrophages That Mediates Uptake and Degradation of Acetylated Low Density Lipoprotein, Producing Massive Cholesterol Deposition.” *Proceedings of the National Academy of Sciences of*

the United States of America 76(1):333–37.

- Gregor, Margaret F., and Gökhan S. Hotamisligil. 2011. "Inflammatory Mechanisms in Obesity." *Annual Review of Immunology* 29:415–45.
- Heydemann, Ahlke. 2016. "An Overview of Murine High Fat Diet as a Model for Type 2 Diabetes Melitus." *Journal of Diabetes Research* 2016.
- Hulver, Matthew W., and G. Lynis Dohm. 2004. "The Molecular Mechanism Linking Muscle Fat Accumulation to Insulin Resistance." *Proceedings of the Nutrition Society* 63(2):375–80.
- Jean-Marie, Ekoé. 2018. "Diagnosis and Classification of Diabetes Melitus." in *Encyclopedia of Endocrine Diseases*.
- John, Garry, and Emma English. 2012. "IFCC Standardised HbA1c: Should the World Be as One?" *Clinical Chemistry and Laboratory Medicine* 50(7):1243–48.
- Jovicic, Nemanja, Ilija Jeftic, Ivan Jovanovic, Gordana Radosavljevic, Nebojsa Arsenijevic, Miodrag L. Lukic, and Nada Pejnovic. 2015. "Differential Immunometabolic Phenotype in Th1 and Th2 Dominant Mouse Strains in Response to High-Fat Feeding." *PLoS ONE* 10(7):1–21.
- Judith G. Regensteiner, PhD, MD Jane E.B. Reusch, EDD Kerry J. Stewart, and DSc Aristidis Veves, MD. n.d. *Diabetes and Exercise*.
- Kang, Kueon, Jung Park, Seo Hyung, and Jae Young Oh. 2014. "(12) United States Patent." 2(12).
- Kelana, Elsi, Ellyza Nasrul, Rismawati Yaswir, and Desywar Desywar. 2016. "Korelasi Indeks 20/(C-Peptide PuasaxGlukosa Darah Puasa) Dengan Homa-Ir Untuk Menilai Resistensi Insulin Diabetes Melitus Tipe 2." *Majalah Kedokteran Andalas* 38(4):155.
- Konishi, Yutaka, and Shoko Kobayashi. 2004. "Transepithelial Transport of Chlorogenic Acid, Caffeic Acid, and Their Colonic Metabolites in Intestinal Caco-2 Cell Monolayers." *Journal of Agricultural and Food Chemistry* 52(9):2518–26.
- Kuwabara, Wilson Mitsuo Tatagiba, Ana Carolina Panveloski-Costa, Caroline Naomi Fukusawa Yokota, Joice Naiara Bertaglia Pereira, Jorge Mancini Filho, Rosangela Pavan Torres, Sandro Massao Hirabara, Rui Curi, and Tatiana Carolina Alba-Loureiro. 2017. "Comparison of Goto-Kakizaki Rats and High Fat Diet-Induced Obese Rats: Are They Reliable Models to Study Type 2 Diabetes Melitus?" *PLoS ONE* 12(12):1–27.

- Lauritzen, Hans P. M. M., and Jonathan D. Schertzer. 2010. "Measuring GLUT4 Translocation in Mature Muscle Fibers." *American Journal of Physiology - Endocrinology and Metabolism* 299(2).
- Levine, R. 1974. *Mechanisms of Insulin Action*. Vol. 7.
- Loureiro, Carolina, Andrea Godoy, Alejandro Martínez, Carmen Campino, Marlene Aglony, Rodrigo Bancalari, Carolina Mendoza, Jaime Cerda, Cristian Carvajal, Pilar Arnaiz, Carlos Fardella, and Hernán García Bruce. 2015. "Síndrome Metabólico y Sus Componentes Se Asocian Con Insulino Resistencia y Marcadores de Inflamación En Poblacion Pediátrica." *Nutricion Hospitalaria* 31(4):1513–18.
- Martins, Luana Mota, Ana Raquel Soares Oliveira, Kyria Jayanne Clímaco Cruz, Francisco Leonardo Orres-Leal, and Dilina do Nascimento Marreiro. 2014. "Obesity, Inflammation, and Insulin Resistance." *Brazilian Journal of Pharmaceutical Sciences* 50(4):677–92.
- McCarty, Mark F. 2005. "A Chlorogenic Acid-Induced Increase in GLP-1 Production May Mediate the Impact of Heavy Coffee Consumption on Diabetes Risk." *Medical Hypotheses* 64(4):848–53.
- Morrison, James U. 2005. "United States Patent." 2(12).
- Muhammad, Al Azhar. 2018. "Resistensi Insulin Dan Disfungsi Sekresi Insulin Sebagai Faktor Penyebab Diabetes Melitus Tipe 2 Resistance of Insulin and Dysfunction of Insulin Secretion As Factors Which Diabetes Melitus Type 2." 8(0451).
- Naveed, Muhammad, Veghar Hejazi, Muhammad Abbas, Asghar Ali Kamboh, Ghulam Jilany Khan, Muhammad Shumzaid, Fawwad Ahmad, Daryoush Babazadeh, Xia FangFang, Faezeh Modarresi-Ghazani, Li WenHua, and Zhou XiaoHui. 2018. "Chlorogenic Acid (CGA): A Pharmacological Review and Call for Further Research." *Biomedicine and Pharmacotherapy* 97(October 2017):67–74.
- Ohkuma, S., and B. Poole. 1978. "Fluorescence Probe Measurement of the Intralysosomal PH in Living Cells and the Perturbation of PH by Various Agents." *Proceedings of the National Academy of Sciences of the United States of America* 75(7):3327–31.
- Ong, Khang Wei, Annie Hsu, and Benny Kwong Huat Tan. 2012a. "Chlorogenic Acid Stimulates Glucose Transport in Skeletal Muscle via AMPK Activation: A Contributor to the Beneficial Effects of Coffee on Diabetes." *PloS One* 7(3):e32718.
- Ong, Khang Wei, Annie Hsu, and Benny Kwong Huat Tan. 2012b. "Chlorogenic Acid Stimulates Glucose Transport in Skeletal Muscle via AMPK Activation: A Contributor to the Beneficial Effects of

Coffee on Diabetes." *PLoS ONE* 7(3).

- Pagel-Langenickel, Ines, Jianjun Bao, Joshua J. Joseph, Daniel R. Schwartz, Benjamin S. Mantell, Xiuli Xu, Nalini Raghavachari, and Michael N. Sack. 2008. "PGC-1 α Integrates Insulin Signaling, Mitochondrial Regulation, and Bioenergetic Function in Skeletal Muscle." *Journal of Biological Chemistry* 283(33):22464–72.
- Pakkir Maideen, Naina Mohamed, Gobinath Manavalan, and Kumar Balasubramanian. 2018. "Drug Interactions of Meglitinide Antidiabetics Involving CYP Enzymes and OATP1B1 Transporter." *Therapeutic Advances in Endocrinology and Metabolism* 9(8):259–68.
- Piya, M. K., P. G. McTernan, and S. Kumar. 2013. "Adipokine Inflammation and Insulin Resistance: The Role of Glucose, Lipids and Endotoxin." *Journal of Endocrinology* 216(1).
- Roshan, Hanieh, Omid Nikpayam, Meghdad Sedaghat, and Golbon Sohrab. 2018. "Effects of Green Coffee Extract Supplementation on Anthropometric Indices, Glycaemic Control, Blood Pressure, Lipid Profile, Insulin Resistance and Appetite in Patients with the Metabolic Syndrome: A Randomised Clinical Trial." *British Journal of Nutrition* 119(3):250–58.
- Rusman, and Nur Alfiah Irfiyanti. 2022. "Pengaruh Pemberian Hard Candy Dari Infusa Kopi Hijau Robusta (*Coffea Canefora* L .) Pada Pasien Diabetes Melitus (Effect of Giving Hard Candy from Robusta Green Coffee Bean Infusion (*Coffea Canefora* L .) in Diabetes Melitus Patients)." 4(October 2020).
- Saini, Vandana. 2010. "Molecular Mechanisms of Insulin Resistance in Type 2 Diabetes Melitus." *World Journal of Diabetes* 1(3):68.
- Santana-Gálvez, Jesús, Luis Cisneros-Zevallos, and Daniel A. Jacobo-Velázquez. 2017. "Chlorogenic Acid: Recent Advances on Its Dual Role as a Food Additive and a Nutraceutical against Metabolic Syndrome." *Molecules* 22(3).
- SAZONOV, EDWARD, and STEPHANIE SCHUCKERS. 2010. "Monitoring Energy Intake and Energy Expenditure in Humans." *Ieee Engineering in Medicine and Biology Magazine* (February):32.
- Scheepers, Andrea, Hans Georg Joost, and Annette Schürmann. 2004. "The Glucose Transporter Families SGLT and GLUT: Molecular Basis of Normal and Aberrant Function." *Journal of Parenteral and Enteral Nutrition* 28(5):364–71.
- Shi, Hang, Huali Yin, Jeffrey S. Flier, Hang Shi, Maia V Kokoeva, Karen

- Inouye, Iphigenia Tzamelis, Huali Yin, and Jeffrey S. Flier. 2006. "TLR4 Links Innate Immunity and Fatty Acid – Induced Insulin Resistance Find the Latest Version: TLR4 Links Innate Immunity and Fatty Acid – Induced Insulin Resistance." *The Journal of Clinical Investigation* 116(11):3015–25.
- Shimoda, Hiroshi, Emi Seki, and Michio Aitani. 2006. "Inhibitory Effect of Green Coffee Bean Extract on Fat Accumulation and Body Weight Gain in Mice." *BMC Complementary and Alternative Medicine* 6:1–9.
- Shokouh, Pedram, Per B. Jeppesen, Christine B. Christiansen, Fredrik B. Mellbye, Kjeld Hermansen, and Søren Gregersen. 2019. "Efficacy of Arabica versus Robusta Coffee in Improving Weight, Insulin Resistance, and Liver Steatosis in a Rat Model of Type-2 Diabetes." *Nutrients* 11(9).
- Sims, Emily K., Masayuki Hatanaka, David L. Morris, Sarah A. Tersey, Tatsuyoshi Kono, Zunaira Z. Chaudry, Kathleen H. Day, Dan R. Moss, Natalie D. Stull, Raghavendra G. Mirmira, and Carmella Evans-Molina. 2013. "Divergent Compensatory Responses to High-Fat Diet between C57Bl6/J and C57BlKS/J Inbred Mouse Strains." *American Journal of Physiology - Endocrinology and Metabolism* 305(12):1495–1511.
- Sreemantula, Satyanarayana, Eswar K. Kilari, Vishnu A. Vardhan, and Rajasekhar Jaladi. 2005. "Influence of Antioxidant (L-Ascorbic Acid) on Tolbutamide Induced Hypoglycaemia/Antihyperglycaemia in Normal and Diabetic Rats." *BMC Endocrine Disorders* 5:4–7.
- Stein, Stephanie Aleskow, Elizabeth Mary Lamos, and Stephen N. Davis. 2013. "A Review of the Efficacy and Safety of Oral Antidiabetic Drugs." *Expert Opinion on Drug Safety* 12(2):153–75.
- Sulistyoningrum, Dian C., Danijela Gasevic, Scott A. Lear, Joe Ho, Andrew Mente, and Angela M. Devlin. 2013. "Total and High Molecular Weight Adiponectin and Ethnic-Specific Differences in Adiposity and Insulin Resistance: A Cross-Sectional Study." *Cardiovascular Diabetology* 12(1):1–8.
- Tajik, Narges, Mahboubeh Tajik, Isabelle Mack, and Paul Enck. 2017. "The Potential Effects of Chlorogenic Acid, the Main Phenolic Components in Coffee, on Health: A Comprehensive Review of the Literature." *European Journal of Nutrition* 56(7):2215–44.
- Tjandrawinata, Raymond R. 2016. "Patogenesis Diabetes Tipe 2: Resistensi Defisiensi Insulin." *Dexa Medica Group* (February):1–4.
- Umboh, Adrian, Jully Kasie, and Johannes Edwin. 2007. "Hubungan

Antara Resistensi Insulin Dan Tekanan Darah Pada Anak Obese.”
Sari Pediatri 8(4):289.

Vázquez-Jiménez, José Gustavo, Adriana Roura-Guiberna, Luisa Reyna Jiménez-Mena, and Jesús Alberto Olivares-Reyes. 2019. “Role of Free Fatty Acids on Insulin Resistance.” *Gaceta de México* 153(7):773–83.

Wahjuni, Sri. 2013. *Metabolisme Biokimia*. Vol. 53.

Widyastuti, Nurmasari, Gemala Anjani, Vita Gustin Almira, Suci Eka Putri, and Amali Rica Pratiwi. 2020. “Effects of the Administration of Brewed Robusta Coffee Leaves on Total Antioxidant Status in Rats with High-Fat, Highfructose Diet-Induced Metabolic Syndrome.” *Potravinarstvo Slovak Journal of Food Sciences*.

Wilcox, Gisela. 2005. “Insulin and Insulin Resistance.” *Alimentary Pharmacology and Therapeutics, Supplement* 22(2):61–63.

Yamauchi, Rie, Misato Kobayashi, Yuji Matsuda, Makoto Ojika, Shigeru Shigeoka, Yuko Yamamoto, Yoshie Tou, Takashi Inoue, Takao Katagiri, Atsushi Murai, and Fumihiko Horio. 2010. “Coffee and Caffeine Ameliorate Hyperglycemia, Fatty Liver, and Inflammatory Adipocytokine Expression in Spontaneously Diabetic KK-Ay Mice.” *Journal of Agricultural and Food Chemistry* 58(9):5597–5603.

Yukawa, G. S., M. Mune, H. Otani, Y. Tone, X. M. Liang, H. Iwahashi, and W. Sakamoto. 2004. “Effects of Coffee Consumption on Oxidative Susceptibility of Low-Density Lipoproteins and Serum Lipid Levels in Humans.” *Biochemistry (Moscow)* 69(1):70–74.

Lampiran Perhitungan Dosis:

Volume maksimal untuk tikus 100 g/BB = 5,0 mL peroral (Laurence & Bacharach, 1981)

Digunakan juga untuk tikus dengan BB = 200 g

Untuk pemberian 5 ekor tikus = 5 x 5,0 mL

$$= 25 \text{ mL}$$

1. Perhitungan Dosis Ekstrak Etanol Biji Kopi Robusta

Dosis yang digunakan untuk mengetahui pengaruh pemberian ekstrak etanol biji kopi robusta pada tikus diabetes melitus tipe 2 dengan menggunakan 3 variasi dosis yaitu :

(Irawati Hamdani dan Salfauqi Nurman, 2020).

Dosis rendah : 300 mg/kgBB

Dosis sedang : 400 mg/kgBB

Dosis Tinggi : 500 mg/kgBB

Berat Standar Tikus : 200 g

untuk konversi dosis (Laurence & Bacharach, 1981)

a. Dosis Ekstrak Etanol Biji Kopi Robusta 300 mg/kg BB Tikus

Dosis absolut tikus BB 200 g

$$= \frac{200 \text{ g}}{1000 \text{ g}} \times 300 \text{ mg} = 60 \text{ mg}/200 \text{ g BB tikus}$$

Volume maksimal untuk tikus 100 g/BB = 5,0 mL peroral (Laurence & Bacharach, 1981)

Disamakan pemberian untuk tikus 200 g = 5,0 mL peroral

Untuk pemberian 5 ekor tikus = 5 x 5,0 mL = 25 mL

Dibuat larutan ekstrak etanol biji kopi robusta 100 mL dalam labu tentukur dan ditimbang ekstrak:

$$= \frac{100 \text{ mL}}{5,0 \text{ mL}} \times 60 \text{ mg}$$

$$= 1200 \text{ mg} = 1,2 \text{ g}$$

Dilartukan dengan aquadest 100 mL dalam labu tentukur diperoleh konsentrasi 1,2 g/100 mL

$$= \frac{1,2 \text{ g}}{100 \text{ mL}} = 1,2 \% \text{ b/v}$$

Perhitungan volume pemberian ekstrak etanol biji kopi robusta

Diketahui: BB Tikus = 323 g

BB Tikus = 290 g

BB Tikus = 321 g

BB Tikus = 320 g

BB Tikus = 320 g

- Volume pemberian tikus ke 1 (BB = 323 g)

$$= \frac{323 \text{ g}}{200 \text{ g}} \times 5,0 \text{ mL} = 8,0 \text{ mL}$$

- Volume pemberian tikus ke 2 (BB = 290 g)

$$= \frac{290 \text{ g}}{200 \text{ g}} \times 5,0 \text{ mL} = 7,2 \text{ mL}$$

- Volume pemberian tikus ke 3 (BB = 321 g)

$$= \frac{321 \text{ g}}{200 \text{ g}} \times 5,0 \text{ mL} = 8,0 \text{ mL}$$

- Volume pemberian tikus ke 4 (BB = 320 g)

$$= \frac{320 \text{ g}}{200 \text{ g}} \times 5,0 \text{ mL} = 8,0 \text{ mL}$$

- Volume pemberian tikus ke 5 (BB = 320 g)

$$= \frac{320 \text{ g}}{200 \text{ g}} \times 5,0 \text{ mL} = 8,0 \text{ mL}$$

b. Dosis Ekstrak Etanol Biji Kopi Robusta 400 mg/kg BB Tikus

Dosis absolut tikus BB 200 g

$$= \frac{200 \text{ g}}{1000 \text{ g}} \times 400 \text{ mg} = 80 \text{ mg}/200 \text{ g BB tikus}$$

Volume maksimal untuk tikus 100 g/BB = 5,0 mL peroral (Laurence & Bacharach, 1981)

Disamakan pemberian untuk tikus 200 g = 5,0 mL peroral

Untuk pemberian 5 ekor tikus = 5 x 5,0 mL

= 25 mL

Dibuat larutan ekstrak etanol biji kopi robusta 100 mL dalam labu tentukur 100 mL dan ditimbang ekstrak:

$$= \frac{100 \text{ mL}}{5,0 \text{ mL}} \times 80 \text{ mg}$$

= 1600 mg

= 1,6 g

Dilartukan dengan aquadest 100 mL dalam labu tentukur diperoleh konsentrasi 1,6 g/100 mL.

$$= \frac{1,6 \text{ g}}{100 \text{ mL}} = 1,6 \% \text{ b/v}$$

Perhitungan volume pemberian ekstrak etanol biji kopi robusta

Diketahui: BB Tikus = 319 g

BB Tikus = 298 g

BB Tikus = 309 g

BB Tikus = 355 g

BB Tikus = 306 g

- Volume pemberian tikus ke 1 (BB = 319 g)

$$= \frac{319 \text{ g}}{200 \text{ g}} \times 5,0 \text{ mL} = 7,9 \text{ mL}$$

- Volume pemberian tikus ke 2 (BB = 298 g)

$$= \frac{298 \text{ g}}{200 \text{ g}} \times 5,0 \text{ mL} = 7,4 \text{ mL}$$

- Volume pemberian tikus ke 3 (BB = 309 g)

$$= \frac{309 \text{ g}}{200 \text{ g}} \times 5,0 \text{ mL} = 7,7 \text{ mL}$$

- Volume pemberian tikus ke 4 (BB = 355 g)

$$= \frac{355 \text{ g}}{200 \text{ g}} \times 5,0 \text{ mL} = 8,8 \text{ mL}$$

- Volume pemberian tikus ke 5 (BB = 306 g)

$$= \frac{306 \text{ g}}{200 \text{ g}} \times 5,0 \text{ mL} = 7,6 \text{ mL}$$

c. Dosis Ekstrak Etanol Biji Kopi Robusta 500 mg/kg BB Tikus

Dosis absolut tikus BB 200 g

$$= \frac{200 \text{ g}}{1000 \text{ g}} \times 500 \text{ mg} = 100 \text{ mg}/200 \text{ g BB tikus}$$

Volume maksimal untuk tikus 100 g/BB = 5,0 mL peroral (Laurence & Bacharach, 1981)

Disamakan pemberian untuk tikus 200 g = 5,0 mL peroral

Untuk pemberian 5 ekor tikus = 5 x 5,0 mL

= 25 mL

Dibuat larutan ekstrak etanol biji kopi robusta 100 mL dalam labu tentukur dan ditimbang ekstrak:

$$= \frac{100 \text{ mL}}{5 \text{ mL}} \times 100 \text{ mg}$$

= 2000 mg

= 2 g

Dilartukan dengan aquadest 100 mL dalam labu tentukur diperoleh konsentrasi 2 g/100 mL.

$$= \frac{2 \text{ g}}{100 \text{ mL}} = 2 \% \text{ b/v}$$

Perhitungan volume pemberian ekstrak etanol biji kopi robusta

Diketahui: BB Tikus = 305 g

BB Tikus = 299 g

BB Tikus = 316 g

BB Tikus = 298 g

BB Tikus = 322 g

- Volume pemberian tikus ke 1 (BB = 305 g)

$$= \frac{305 \text{ g}}{200 \text{ g}} \times 5,0 \text{ mL} = 7,6 \text{ mL}$$

- Volume pemberian tikus ke 2 (BB = 299 g)

$$= \frac{299 \text{ g}}{200 \text{ g}} \times 5,0 \text{ mL} = 7,4 \text{ mL}$$

- Volume pemberian tikus ke 3 (BB = 316 g)

$$= \frac{316 \text{ g}}{200 \text{ g}} \times 5,0 \text{ mL} = 7,9 \text{ mL}$$

- Volume pemberian tikus ke 4 (BB = 298 g)

$$= \frac{298 \text{ g}}{200 \text{ g}} \times 5,0 \text{ mL} = 7,4 \text{ mL}$$

- Volume pemberian tikus ke 5 (BB = 322 g)

$$= \frac{322 \text{ g}}{200 \text{ g}} \times 5,0 \text{ mL} = 8,0 \text{ mL}$$

2. Perhitungan Dosis Larutan Metformin

Dosis lazim Metformin untuk manusia = 500 mg

Faktor konversi dari manusia ke tikus 200 g = 0,018

(Laurence & Bacharach, 1981)

Faktor konversi dosis untuk tikus putih BB 200 g = DL x Fk

$$= 500 \text{ mg} \times 0,018$$

$$= 9 \text{ mg}/200 \text{ g BB tikus}$$

Volume maksimal untuk tikus 100 g/BB = 5,0 mL peroral (Laurence & Bacharach, 1981) digunakan juga untuk tikus dengan BB = 250 g sebagai patokan yang terberat.

Jadi dosis untuk tikus BB 250 g :

$$= \frac{250 \text{ g}}{200 \text{ g}} \times 9 \text{ mg} = 11,25 \text{ mg}/250 \text{ g BB Tikus}/5,0 \text{ mL atau } 0,225\% \text{ b/v}$$

Jadi, dibuat larutan metformin :

Ditimbang 10 tablet metformin = 5870 mg = 5,87 g

$$\text{Berat rata-rata 1 tablet} = \frac{5870 \text{ mg}}{10 \text{ tablet}} = 587 \text{ mg}$$

Jika berat rata-rata tablet metformin yaitu 587 mg/tablet

$$= \frac{\text{Metformin yang dibuat}}{\text{Dosis Metformin}} \times \text{Berat rata-rata tablet Metformin}$$

$$= \frac{11,25 \text{ mg}}{500 \text{ mg}} \times 587 \text{ mg} = 13,20 \text{ mg}$$

$$= \frac{100 \text{ mL}}{5 \text{ mL}} \times 13,20 \text{ mg} = 264 \text{ mg} = 0,264 \text{ g}$$

Dilartukan dengan aquadest dalam labu tentukur 100 mL

Perhitungan volume pemberian larutan metformin

Diketahui: BB Tikus = 362 g

BB Tikus = 308 g

BB Tikus = 352 g

BB Tikus = 351 g

BB Tikus = 350 g

- Volume pemberian tikus ke 1 (BB = 362 g)

$$= \frac{362 \text{ g}}{200 \text{ g}} \times 5,0 \text{ mL} = 9,0 \text{ mL}$$

- Volume pemberian tikus ke 2 (BB = 308 g)

$$= \frac{308 \text{ g}}{200 \text{ g}} \times 5,0 \text{ mL} = 7,7 \text{ mL}$$

- Volume pemberian tikus ke 3 (BB = 352 g)

$$= \frac{352 \text{ g}}{200 \text{ g}} \times 5,0 \text{ mL} = 8,8 \text{ mL}$$

- Volume pemberian tikus ke 4 (BB = 351 g)

$$= \frac{351 \text{ g}}{200 \text{ g}} \times 5,0 \text{ mL} = 8,7 \text{ mL}$$

- Volume pemberian tikus ke 5 (BB = 350 g)

$$= \frac{350 \text{ g}}{200 \text{ g}} \times 5,0 \text{ mL} = 8,7 \text{ mL}$$

A. Perhitungan Kandungan Asam Klorogenat Fraksi Kaya asam Klorogenat Biji Kopi Robusta (*Coffea canephora*)

Persamaan linear : $y = ax - b$

- a. Replikasi 1

$$y = 1,77x - 7,66$$

$$0,3070 = 1,77x - 7,66$$

$$x = \frac{0,3070 + 7,66}{1,77}$$

$$x = \frac{7,967}{1,77}$$

$$x = 4,501 \text{ mg/L}$$

$$\begin{aligned} \text{Kandungan As.Klorogenat} &= \frac{C \times V \times Fp}{W} \times 100\% \\ &= \frac{4,501 \text{ mg/L} \times 0,1 \text{ L} \times 16,67}{50 \text{ mg}} \times 100\% \\ &= 15\% \end{aligned}$$

- b. Replikasi 2

$$y = 1,77x - 7,66$$

$$0,3121 = 1,77x - 7,66$$

$$x = \frac{0,3121 + 7,66}{1,77}$$

$$x = \frac{7,9721}{1,77}$$

$$x = 4,504 \text{ mg/L}$$

$$\begin{aligned} \text{Kandungan As.Klorogenat} &= \frac{C \times V \times Fp}{W} \times 100\% \\ &= \frac{4,504 \text{ mg/L} \times 0,1 \text{ L} \times 16,67}{50 \text{ mg}} \times 100\% \\ &= 15,01\% \end{aligned}$$

c. Replikasi 3

$$y = 1,77x - 7,66$$

$$0,3141 = 1,77x - 7,66$$

$$x = \frac{0,3141 + 7,66}{1,77}$$

$$x = \frac{7,9741}{1,77}$$

$$x = 4,505 \text{ mg/L}$$

$$\begin{aligned} \text{Kandungan As.Klorogenat} &= \frac{C \times V \times Fp}{W} \times 100\% \\ &= \frac{4,505 \text{ mg/L} \times 0,1 \text{ L} \times 16,67}{50 \text{ mg}} \times 100\% \\ &= 15,02\% \end{aligned}$$



REKOMENDASI PERSETUJUAN ETIK

Nomor : 700/UN4.6.4.5.31/ PP36/ 2021

Tanggal: 5 Nopember 2021

Dengan ini Menyatakan bahwa Protokol dan Dokumen yang Berhubungan Dengan Protokol berikut ini telah mendapatkan Persetujuan Etik :

No Protokol	UH21050339	No Sponsor Protokol	
Peneliti Utama	Rusman, S.Si, M.Si, Apt	Sponsor	
Judul Peneliti	PENGARUH ISOLAT ASAM KLOGROGENAT PADA BIJI KOPI HIJAU ROBUSTA (Coffeacaneophora L) TERHADAP RESISTENSI INSULIN, EKSPRESI mRNA GEN GLUT-4, PADA TIKUS GALUR WISTAR DIABETES MELLITUS TIPE 2		
No Versi Protokol	1	Tanggal Versi	28 Mei 2021
No Versi PSP		Tanggal Versi	
Tempat Penelitian	Fakultas Farmasi Universitas Hasanuddin dan Laboratorium Riset Kedokteran (Hasanuddin University medical research centre) Makassar		
Jenis Review	<input type="checkbox"/> Exempted <input checked="" type="checkbox"/> Expedited <input type="checkbox"/> Fullboard Tanggal	Masa Berlaku 5 Nopember 2021 sampai 5 Nopember 2022	Frekuensi review lanjutan
Ketua Komisi Etik Penelitian Kesehatan FKUH RSUH dan RSWS	Nama Prof.Dr.dr. Suryani As'ad, M.Sc.,Sp.GK (K)	Tanda tangan	
Sekretaris Komisi Etik Penelitian Kesehatan FKUH RSUH dan RSWS	Nama dr. Agussalim Bukhari, M.Med.,Ph.D.,Sp.GK (K)	Tanda tangan	

Kewajiban Peneliti Utama:

- Menyerahkan Amandemen Protokol untuk persetujuan sebelum di implementasikan
- Menyerahkan Laporan SAE ke Komisi Etik dalam 24 jam dan dilengkapi dalam 7 hari dan Laporan SUSAR dalam 72 jam setelah Peneliti Utama menerima laporan
- Menyerahkan Laporan Kemajuan (progress report) setiap 6 bulan untuk penelitian resiko tinggi dan setiap setahun untuk penelitian resiko rendah
- Menyerahkan laporan akhir setelah Penelitian berakhir
- Melaporkan penyimpangan dari prokol yang disetujui (protocol deviation / violation)
- Mematuhi semua peraturan yang ditentukan



REPUBLIK INDONESIA
KEMENTERIAN PERTANIAN
BADAN KARANTINA PERTANIAN
REPUBLIC OF INDONESIA
MINISTRY OF AGRICULTURE
AGRICULTURAL QUARANTINE AGENCY

No: 3209025

KH - 11

SERTIFIKAT KESEHATAN HEWAN
ANIMAL HEALTH OF CERTIFICATE

Number: 2021.1.1303.0.K11.K.000486
Number

I. Rincian Keterangan
Detail of Description

Negara/Oerah Asal*) Country/Region of Origin	KOTA BANDUNG	Negara/Oerah Tujuan*) Country/Region of Destination	KOTA MAKASSAR
Nama dan Alamat Pengirim Name and Address of Consignor	SEPTIANI JL. GOLF CISARANTEN WETAN RT 02 RW 01	Nama dan Alamat Penerima Name and Address of Consignee	apt Rizman, S.Si.M.Si F.K. UNHAS MAKASSAR
Tempat Pengeluaran dan Tanggal Muat Point of Exit and Date of Loading	23/06/2021 BANDAR UDARA SOEKARNO HATTA, CENKARENG	Tempat Pemasukan dan Tanggal Bongkar Point of Entry and Date of Unloading	23/06/2021 BANDAR UDARA SULTAN HASANUDDIN
Jenis dan Identitas Alat Angkut Type and identity of the Means of Conveyance	UDARA Pesawat udara -	Tempat Transit Point of Transit	

II. Uraian Media Pembawa
Description of Carrier

No. No.	Jenis Media Pembawa Type of Carrier	Jumlah Quantity	Satuan Unit	Keterangan**) Description
1.	0100-TAKUS WASTAR JUJUAN NP: 1 - TOTAL	60.00 60.00	EKOR EKOR	Jantan: 30.00 Betina: 30.00 Umur 30h, warna putih. 1 Box, plastic

*) Untuk hewan domestikasi tanggal, jenis kelamin, umur, dan karakteristik lain.
For animal(s) for direct gender, age, and other characteristics other than breed.

Berdasarkan hasil pemeriksaan dengan uji menerangkan berikut**)
Based on examination results, with it explains that:

- Hewan tersebut/di atas telah dilakukan tindakan karantina, tidak terdapat dan bebas gejala HPK serta bebas dari ectoparasites.
The animal(s) as stated above has (have) been conducted quarantine measures, it (are) not infected and shows/ no clinical signs of animal quarantine pests and animal diseases as well as free from ectoparasites.
- Hewan dalam keadaan sehat dan layak untuk diberangkatkan.
The animal(s) is (are) healthy and feasible to be dispatched.
- Lainnya
Others

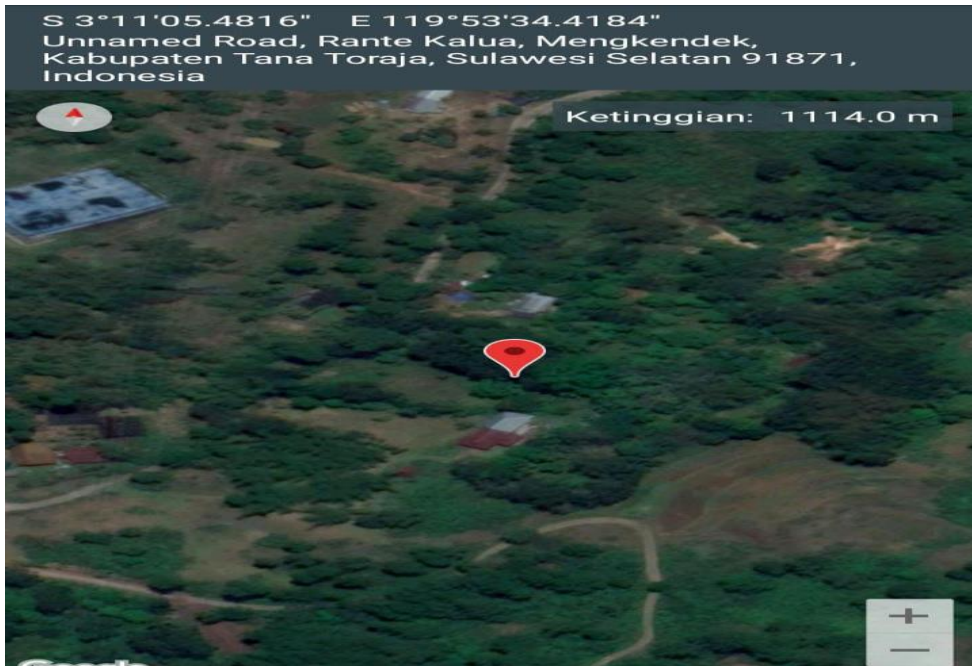
Dokter Hewan Karantina Quarantine veterinarian		
Nama Name	DRH AHMAD BHARUDDIN	
NP IDV	198110202009211010	
Tanggal dikeluarkan Date of issued	23/06/2021	
		Tandatangan Signature
		Di At

*) Untuk yang tidak perlu.
Where it is applicable.
**) Per tanda of jenis tidak yang sesuai.
Six to the appropriate code(s).


Pernyataan lain dan hasil pemeriksaan laboratorium di halaman berikut.
Other declaration and laboratory results are at the next page.



Halaman 1 dari 1 halaman
Page 1 of 1 page

Formulir 20/06/2021 19:07:06 - 42452 v.4.2.0



Gambar : Lokasi Pengambilan Biji Kopi robusta





LAMPIRAN ANALISIS DATA PENGUKURAN Kadar Glukosa Darah Puasa

T-Test

```
GET
FILE='C:\Users\LENOVO\Documents\glukosa ttest baru.sav'.
DATASET NAME DataSet2 WINDOW=FRONT.
DESCRIPTIVES VARIABLES=prenegatif premetformin preasamklorogenat

/STATISTICS=MEAN STDDEV MIN MAX.
```

Descriptives

[DataSet2] C:\Users\LENOVO\Documents\glukosa ttest baru.sav

Descriptive Statistics

	N	Minimum	Maximum	Mean	Std. Deviation
pre negatif	5	60.00	130.00	1.0700E2	29.91655
pre metformin	5	90.00	103.00	94.2000	6.01664
pre asam klorogenat	5	77.00	103.00	87.4000	12.13672
pre FKA 300 mg	5	80.00	91.00	86.2000	5.67450
Pre FKA 400 mg	5	65.00	91.00	78.8000	11.84061
Pre FKA 500 mg	5	67.00	90.00	79.4000	8.73499
Induksi DTL negatif	5	210.00	485.00	3.1760E2	115.19679
Induksi DTL metformin	5	170.00	270.00	2.0540E2	39.06149
Induksi DTL asam Klorogenat	5	170.00	256.00	1.9920E2	34.57890
Induksi DTL FKA 300 mg	5	190.00	250.00	2.2180E2	26.58383
Induksi DTL FKA 400 mg	5	190.00	230.00	2.0640E2	15.24139
Induksi DTL FKA 500 mg	5	179.00	230.00	2.0420E2	20.16680
Post Negatif	5	215.00	450.00	3.1600E2	100.46144
Post Metformin	5	119.00	127.00	1.2320E2	3.49285
Post asam Klorogenat	5	135.00	140.00	1.3720E2	2.28035
Post FKA 300 mg	5	157.00	177.00	1.6960E2	7.79744
Post FKA 400 mg	5	140.00	155.00	1.4600E2	5.47723
Post FKA 500 mg	5	127.00	135.00	1.3140E2	3.50714
Valid N (listwise)	5				

T-Test

[DataSet2] C:\Users\LENOVO\Documents\glukosa ttest baru.sav

One-Sample Statistics

	N	Mean	Std. Deviation	Std. Error Mean
pre negatif	5	1.0700E2	29.91655	13.37909
pre metformin	5	94.2000	6.01664	2.69072
pre asam klorogenat	5	87.4000	12.13672	5.42771
pre FKA 300 mg	5	86.2000	5.67450	2.53772
Pre FKA 400 mg	5	78.8000	11.84061	5.29528
Pre FKA 500 mg	5	79.4000	8.73499	3.90640
Induksi DTL negatif	5	3.1760E2	115.19679	51.51757
Induksi DTL metformin	5	2.0540E2	39.06149	17.46883
Induksi DTL asam Klorogenat	5	1.9920E2	34.57890	15.46415
Induksi DTL FKA 300 mg	5	2.2180E2	26.58383	11.88865
Induksi DTL FKA 400 mg	5	2.0640E2	15.24139	6.81616
Induksi DTL FKA 500 mg	5	2.0420E2	20.16680	9.01887
Post Negatif	5	3.1600E2	100.46144	44.92772
Post Metformin	5	1.2320E2	3.49285	1.56205
Post asam Klorogenat	5	1.3720E2	2.28035	1.01980
Post FKA 300 mg	5	1.6960E2	7.79744	3.48712
Post FKA 400 mg	5	1.4600E2	5.47723	2.44949
Post FKA 500 mg	5	1.3140E2	3.50714	1.56844

One-Sample Test

	Test Value = 0					
	t	df	Sig. (2-tailed)	Mean Difference	95% Confidence Interval of the Difference	
					Lower	Upper
pre negatif	7.998	4	.001	107.00000	69.8537	144.1463
pre metformin	35.009	4	.000	94.20000	86.7294	101.6706
pre asam klorogenat	16.103	4	.000	87.40000	72.3303	102.4697
pre FKA 300 mg	33.968	4	.000	86.20000	79.1542	93.2458
Pre FKA 400 mg	14.881	4	.000	78.80000	64.0979	93.5021
Pre FKA 500 mg	20.326	4	.000	79.40000	68.5541	90.2459
Induksi DTL negatif	6.165	4	.004	317.60000	174.5643	460.6357
Induksi DTL metformin	11.758	4	.000	205.40000	156.8988	253.9012
Induksi DTL asam Klorogenat	12.881	4	.000	199.20000	156.2646	242.1354
Induksi DTL FKA 300 mg	18.656	4	.000	221.80000	188.7918	254.8082
Induksi DTL FKA 400 mg	30.281	4	.000	206.40000	187.4753	225.3247
Induksi DTL FKA 500 mg	22.641	4	.000	204.20000	179.1596	229.2404
Post Negatif	7.034	4	.002	316.00000	191.2607	440.7393
Post Metformin	78.871	4	.000	123.20000	118.8631	127.5369
Post asam Klorogenat	134.536	4	.000	137.20000	134.3686	140.0314
Post FKA 300 mg	48.636	4	.000	169.60000	159.9182	179.2818
Post FKA 400 mg	59.604	4	.000	146.00000	139.1991	152.8009
Post FKA 500 mg	83.778	4	.000	131.40000	127.0453	135.7547

[DataSet2] C:\Users\LENOVO\Documents\glukosa ttest baru.sav

Paired Samples Statistics

		Mean	N	Std. Deviation	Std. Error Mean
Pair 1	Induksi DTL negatif	3.1760E2	5	115.19679	51.51757
	Post Negatif	3.1600E2	5	100.46144	44.92772
Pair 2	Induksi DTL metformin	2.0540E2	5	39.06149	17.46883
	Post Metformin	1.2320E2	5	3.49285	1.56205
Pair 3	Induksi DTL asam Klorogenat	1.9920E2	5	34.57890	15.46415
	Post asam Klorogenat	1.3720E2	5	2.28035	1.01980
Pair 4	Induksi DTL FKA 300 mg	2.2180E2	5	26.58383	11.88865
	Post FKA 300 mg	1.6960E2	5	7.79744	3.48712
Pair 5	Induksi DTL FKA 400 mg	2.0640E2	5	15.24139	6.81616
	Post FKA 400 mg	1.4600E2	5	5.47723	2.44949
Pair 6	Induksi DTL FKA 500 mg	2.0420E2	5	20.16680	9.01887
	Post FKA 500 mg	1.3140E2	5	3.50714	1.56844

Paired Samples Correlations

		N	Correlation	Sig.
Pair 1	Induksi DTL negatif & Post Negatif	5	.994	.001
Pair 2	Induksi DTL metformin & Post Metformin	5	-.772	.126
Pair 3	Induksi DTL asam Klorogenat & Post asam Klorogenat	5	-.638	.247
Pair 4	Induksi DTL FKA 300 mg & Post FKA 300 mg	5	.569	.317
Pair 5	Induksi DTL FKA 400 mg & Post FKA 400 mg	5	.848	.070
Pair 6	Induksi DTL FKA 500 mg & Post FKA 500 mg	5	-.669	.216

Paired Samples Test

	Paired Differences					t	df	Sig. (2-tailed)
	Mean	Std. Deviation	Std. Error Mean	95% Confidence Interval of the Difference				
				Lower	Upper			
Pair 1 Induksi DTL negatif - Post Negatif	1.60000	18.88915	8.44748	-21.85398	25.05398	.189	4	.859
Pair 2 Induksi DTL metformin - Post Metformin	8.22000E1	41.81746	18.70134	30.27676	134.12324	4.395	4	.012
Pair 3 Induksi DTL asam Klorogenat - Post asam Klorogenat	6.20000E1	36.07631	16.13382	17.20535	106.79465	3.843	4	.018
Pair 4 Induksi DTL FKA 300 mg - Post FKA 300 mg	5.22000E1	23.05862	10.31213	23.56894	80.83106	5.062	4	.007
Pair 5 Induksi DTL FKA 400 mg - Post FKA 400 mg	6.04000E1	10.99091	4.91528	46.75299	74.04701	12.288	4	.000
Pair 6 Induksi DTL FKA 500 mg - Post FKA 500 mg	7.28000E1	22.66495	10.13607	44.65775	100.94225	7.182	4	.002

One-Sample Kolmogorov-Smirnov Test

		pre negatif	pre metformin	pre asam klorogenat	pre FKA 300 mg	Pre FKA 400 mg	Pre FKA 500 mg	Induksi DTL negatif	Induksi DTL metformi	Induksi DTL asam	Induksi DTL FKA 300 mg	Induksi DTL FKA 400 mg	Induksi DTL FKA 500 mg	Post Negatif	Post Metformin	Post asam Klorogen	Post FKA 300 mg	Post FKA 400 mg	Post FKA 500 mg
N		5	5	5	5	5	5	5	5	5	5	5	5	5	5	5	5	5	5
Normal Parameters ^a	Mean	107.0000	94.2000	87.4000	86.2000	78.8000	79.4000	317.6000	205.4000	199.2000	221.8000	206.4000	204.2000	316.0000	123.2000	137.2000	169.6000	146.0000	131.4000
	Std. Deviation	29.91655	6.01664	12.13672	5.67450	11.84061	8.73499	115.19679	39.06149	34.57890	26.58383	15.24139	20.16680	100.46144	3.49285	2.28035	7.79744	5.47723	3.50714
Most Extreme Differences	Absolute	.268	.357	.329	.348	.228	.192	.225	.253	.233	.290	.207	.159	.230	.297	.233	.269	.372	.255
	Positive	.221	.357	.329	.263	.196	.164	.225	.253	.233	.225	.207	.159	.230	.220	.233	.171	.372	.255
	Negative	-.268	-.243	-.209	-.348	-.228	-.192	-.175	-.182	-.199	-.290	-.141	-.155	-.157	-.297	-.185	-.269	-.228	-.248
Kolmogorov-Smirnov		.599	.799	.736	.779	.510	.429	.503	.566	.522	.649	.462	.356	.515	.664	.520	.602	.833	.570
Asymp. Sig. (2-tailed)		.865	.545	.651	.578	.957	.993	.962	.906	.948	.794	.983	1.000	.953	.770	.949	.861	.492	.901

Oneway

Descriptives

		N	Mean	Std. Deviation	Std. Error	95% Confidence Interval for Mean		Minimum	Maximum
						Lower Bound	Upper Bound		
						pre			
	1	5	77.4000	12.40161	5.54617	62.0014	92.7986	60.00	95.00
	2	5	61.2000	16.67933	7.45922	40.4899	81.9101	33.00	77.00
	3	5	80.0000	5.38516	2.40832	73.3134	86.6866	75.00	89.00
	4	5	74.6000	12.19836	5.45527	59.4537	89.7463	58.00	91.00
	5	5	78.8000	11.84061	5.29528	64.0979	93.5021	65.00	91.00
	6	5	73.8000	9.20326	4.11582	62.3726	85.2274	62.00	85.00
	Total	30	74.3000	12.47107	2.27690	69.6432	78.9568	33.00	95.00
induksi DTL									
	1	5	3.1060E2	121.58043	54.37242	159.6380	461.5620	174.00	485.00
	2	5	1.7140E2	10.52616	4.70744	158.3300	184.4700	160.00	183.00
	3	5	1.8140E2	20.95948	9.37337	155.3754	207.4246	156.00	205.00
	4	5	1.5220E2	16.43776	7.35119	131.7898	172.6102	133.00	176.00
	5	5	1.5180E2	14.46375	6.46838	133.8409	169.7591	130.00	170.00
	6	5	1.6180E2	13.34916	5.96992	145.2248	178.3752	146.00	178.00
	Total	30	1.8820E2	73.60163	13.43776	160.7167	215.6833	130.00	485.00
Post									
	1	5	3.1600E2	100.46144	44.92772	191.2607	440.7393	215.00	450.00
	2	5	1.2320E2	3.49285	1.56205	118.8631	127.5369	119.00	127.00
	3	5	1.3720E2	2.28035	1.01980	134.3686	140.0314	135.00	140.00
	4	5	1.6960E2	7.79744	3.48712	159.9182	179.2818	157.00	177.00
	5	5	1.4600E2	5.47723	2.44949	139.1991	152.8009	140.00	155.00
	6	5	1.3140E2	3.50714	1.56844	127.0453	135.7547	127.00	135.00
	Total	30	1.7057E2	77.47822	14.14552	141.6358	199.4975	119.00	450.00

ANOVA

		Sum of Squares	df	Mean Square	F	Sig.
pre	Between Groups	1171.500	5	234.300	1.684	.177
	Within Groups	3338.800	24	139.117		
	Total	4510.300	29			
induksi DTL	Between Groups	93140.800	5	18628.160	6.990	.000
	Within Groups	63958.000	24	2664.917		
	Total	157098.800	29			
Post	Between Groups	133231.367	5	26646.273	15.654	.000
	Within Groups	40852.000	24	1702.167		
	Total	174083.367	29			

Multiple Comparisons

Dependent Variable	(I)	(J)	Mean Difference (I-J)	Std. Error	Sig.	95% Confidence Interval		
						Lower Bound	Upper Bound	
pre	Tukey HSD	1	2	16.20000	7.45967	.287	-6.8648	39.2648
			3	-2.60000	7.45967	.999	-25.6648	20.4648
			4	2.80000	7.45967	.999	-20.2648	25.8648
			5	-1.40000	7.45967	1.000	-24.4648	21.6648
			6	3.60000	7.45967	.996	-19.4648	26.6648
		2	1	-16.20000	7.45967	.287	-39.2648	6.8648
		3	-18.80000	7.45967	.158	-41.8648	4.2648	
		4	-13.40000	7.45967	.486	-36.4648	9.6648	
		5	-17.60000	7.45967	.210	-40.6648	5.4648	
		6	-12.60000	7.45967	.551	-35.6648	10.4648	
	3	1	2.60000	7.45967	.999	-20.4648	25.6648	
		2	18.80000	7.45967	.158	-4.2648	41.8648	
		4	5.40000	7.45967	.977	-17.6648	28.4648	
		5	1.20000	7.45967	1.000	-21.8648	24.2648	
		6	6.20000	7.45967	.959	-16.8648	29.2648	

4	1	-2.80000	7.45967	.999	-25.8648	20.2648	
	2	13.40000	7.45967	.486	-9.6648	36.4648	
	3	-5.40000	7.45967	.977	-28.4648	17.6648	
	5	-4.20000	7.45967	.993	-27.2648	18.8648	
	6	.80000	7.45967	1.000	-22.2648	23.8648	
	5	1	1.40000	7.45967	1.000	-21.6648	24.4648
2		17.60000	7.45967	.210	-5.4648	40.6648	
3		-1.20000	7.45967	1.000	-24.2648	21.8648	
4		4.20000	7.45967	.993	-18.8648	27.2648	
6		5.00000	7.45967	.984	-18.0648	28.0648	
6		1	-3.60000	7.45967	.996	-26.6648	19.4648
	2	12.60000	7.45967	.551	-10.4648	35.6648	
	3	-6.20000	7.45967	.959	-29.2648	16.8648	
	4	-.80000	7.45967	1.000	-23.8648	22.2648	
	5	-5.00000	7.45967	.984	-28.0648	18.0648	
	LSD	1	2	16.20000*	7.45967	.040	.8040
3			-2.60000	7.45967	.730	-17.9960	12.7960
4			2.80000	7.45967	.711	-12.5960	18.1960
5			-1.40000	7.45967	.853	-16.7960	13.9960
6			3.60000	7.45967	.634	-11.7960	18.9960
2			1	3	-16.20000*	7.45967	.040
	3	-18.80000*		7.45967	.019	-34.1960	-3.4040
	4	-13.40000		7.45967	.085	-28.7960	1.9960
	5	-17.60000*		7.45967	.027	-32.9960	-2.2040
	6	-12.60000		7.45967	.104	-27.9960	2.7960
	3	1		2	2.60000	7.45967	.730
2			18.80000*	7.45967	.019	3.4040	34.1960
4			5.40000	7.45967	.476	-9.9960	20.7960
5			1.20000	7.45967	.874	-14.1960	16.5960
6			6.20000	7.45967	.414	-9.1960	21.5960

	4	1	-2.80000	7.45967	.711	-18.1960	12.5960
		2	13.40000	7.45967	.085	-1.9960	28.7960
		3	-5.40000	7.45967	.476	-20.7960	9.9960
		5	-4.20000	7.45967	.579	-19.5960	11.1960
		6	.80000	7.45967	.915	-14.5960	16.1960
				<hr/>			
	5	1	1.40000	7.45967	.853	-13.9960	16.7960
		2	17.60000*	7.45967	.027	2.2040	32.9960
		3	-1.20000	7.45967	.874	-16.5960	14.1960
		4	4.20000	7.45967	.579	-11.1960	19.5960
		6	5.00000	7.45967	.509	-10.3960	20.3960
				<hr/>			
	6	1	-3.60000	7.45967	.634	-18.9960	11.7960
		2	12.60000	7.45967	.104	-2.7960	27.9960
		3	-6.20000	7.45967	.414	-21.5960	9.1960
		4	-.80000	7.45967	.915	-16.1960	14.5960
		5	-5.00000	7.45967	.509	-20.3960	10.3960
				<hr/>			
Games- Howell	1	2	16.20000	9.29516	.546	-18.4875	50.8875
		3	-2.60000	6.04649	.997	-27.5074	22.3074
		4	2.80000	7.77946	.999	-25.6260	31.2260
		5	-1.40000	7.66812	1.000	-29.4325	26.6325
		6	3.60000	6.90652	.993	-22.1804	29.3804
				<hr/>			
	2	1	-16.20000	9.29516	.546	-50.8875	18.4875
		3	-18.80000	7.83837	.309	-52.7509	15.1509
		4	-13.40000	9.24121	.701	-47.9648	21.1648
		5	-17.60000	9.14768	.457	-51.9636	16.7636
		6	-12.60000	8.51939	.688	-46.0792	20.8792
				<hr/>			
	3	1	2.60000	6.04649	.997	-22.3074	27.5074
		2	18.80000	7.83837	.309	-15.1509	52.7509
		4	5.40000	5.96322	.931	-19.0871	29.8871
		5	1.20000	5.81722	1.000	-22.5509	24.9509
		6	6.20000	4.76865	.777	-12.3269	24.7269
				<hr/>			

	4	1	-2.80000	7.77946	.999	-31.2260	25.6260
		2	13.40000	9.24121	.701	-21.1648	47.9648
		3	-5.40000	5.96322	.931	-29.8871	19.0871
		5	-4.20000	7.60263	.992	-31.9842	23.5842
		6	.80000	6.83374	1.000	-24.6528	26.2528
	5	1	1.40000	7.66812	1.000	-26.6325	29.4325
		2	17.60000	9.14768	.457	-16.7636	51.9636
		3	-1.20000	5.81722	1.000	-24.9509	22.5509
		4	4.20000	7.60263	.992	-23.5842	31.9842
		6	5.00000	6.70671	.969	-19.8877	29.8877
	6	1	-3.60000	6.90652	.993	-29.3804	22.1804
		2	12.60000	8.51939	.688	-20.8792	46.0792
		3	-6.20000	4.76865	.777	-24.7269	12.3269
		4	-.80000	6.83374	1.000	-26.2528	24.6528
		5	-5.00000	6.70671	.969	-29.8877	19.8877
induksi	Tukey HSD 1	2	139.20000*	32.64914	.003	38.2511	240.1489
DTL		3	129.20000*	32.64914	.007	28.2511	230.1489
		4	158.40000*	32.64914	.001	57.4511	259.3489
		5	158.80000*	32.64914	.001	57.8511	259.7489
		6	148.80000*	32.64914	.002	47.8511	249.7489
	2	1	-139.20000*	32.64914	.003	-240.1489	-38.2511
		3	-10.00000	32.64914	1.000	-110.9489	90.9489
		4	19.20000	32.64914	.991	-81.7489	120.1489
		5	19.60000	32.64914	.990	-81.3489	120.5489
		6	9.60000	32.64914	1.000	-91.3489	110.5489
	3	1	-129.20000*	32.64914	.007	-230.1489	-28.2511
		2	10.00000	32.64914	1.000	-90.9489	110.9489
		4	29.20000	32.64914	.944	-71.7489	130.1489
		5	29.60000	32.64914	.941	-71.3489	130.5489
		6	19.60000	32.64914	.990	-81.3489	120.5489
	4	1	-158.40000*	32.64914	.001	-259.3489	-57.4511

		2	-19.20000	32.64914	.991	-120.1489	81.7489
		3	-29.20000	32.64914	.944	-130.1489	71.7489
		5	.40000	32.64914	1.000	-100.5489	101.3489
		6	-9.60000	32.64914	1.000	-110.5489	91.3489
	5	1	-158.80000*	32.64914	.001	-259.7489	-57.8511
		2	-19.60000	32.64914	.990	-120.5489	81.3489
		3	-29.60000	32.64914	.941	-130.5489	71.3489
		4	-.40000	32.64914	1.000	-101.3489	100.5489
		6	-10.00000	32.64914	1.000	-110.9489	90.9489
	6	1	-148.80000*	32.64914	.002	-249.7489	-47.8511
		2	-9.60000	32.64914	1.000	-110.5489	91.3489
		3	-19.60000	32.64914	.990	-120.5489	81.3489
		4	9.60000	32.64914	1.000	-91.3489	110.5489
		5	10.00000	32.64914	1.000	-90.9489	110.9489
LSD	1	2	139.20000*	32.64914	.000	71.8155	206.5845
		3	129.20000*	32.64914	.001	61.8155	196.5845
		4	158.40000*	32.64914	.000	91.0155	225.7845
		5	158.80000*	32.64914	.000	91.4155	226.1845
		6	148.80000*	32.64914	.000	81.4155	216.1845
	2	1	-139.20000*	32.64914	.000	-206.5845	-71.8155
		3	-10.00000	32.64914	.762	-77.3845	57.3845
		4	19.20000	32.64914	.562	-48.1845	86.5845
		5	19.60000	32.64914	.554	-47.7845	86.9845
		6	9.60000	32.64914	.771	-57.7845	76.9845
	3	1	-129.20000*	32.64914	.001	-196.5845	-61.8155
		2	10.00000	32.64914	.762	-57.3845	77.3845
		4	29.20000	32.64914	.380	-38.1845	96.5845
		5	29.60000	32.64914	.374	-37.7845	96.9845
		6	19.60000	32.64914	.554	-47.7845	86.9845
	4	1	-158.40000*	32.64914	.000	-225.7845	-91.0155
		2	-19.20000	32.64914	.562	-86.5845	48.1845
		3	-29.20000	32.64914	.380	-96.5845	38.1845

		5	.40000	32.64914	.990	-66.9845	67.7845
		6	-9.60000	32.64914	.771	-76.9845	57.7845
	5	1	-158.80000*	32.64914	.000	-226.1845	-91.4155
		2	-19.60000	32.64914	.554	-86.9845	47.7845
		3	-29.60000	32.64914	.374	-96.9845	37.7845
		4	-.40000	32.64914	.990	-67.7845	66.9845
		6	-10.00000	32.64914	.762	-77.3845	57.3845
	6	1	-148.80000*	32.64914	.000	-216.1845	-81.4155
		2	-9.60000	32.64914	.771	-76.9845	57.7845
		3	-19.60000	32.64914	.554	-86.9845	47.7845
		4	9.60000	32.64914	.771	-57.7845	76.9845
		5	10.00000	32.64914	.762	-57.3845	77.3845
Games-	1	2	139.20000	54.57582	.287	-117.5745	395.9745
Howell		3	129.20000	55.17445	.340	-124.7456	383.1456
		4	158.40000	54.86711	.211	-96.9409	413.7409
		5	158.80000	54.75582	.209	-97.0755	414.6755
		6	148.80000	54.69918	.246	-107.3538	404.9538
	2	1	-139.20000	54.57582	.287	-395.9745	117.5745
		3	-10.00000	10.48904	.917	-51.9969	31.9969
		4	19.20000	8.72926	.344	-14.1531	52.5531
		5	19.60000	8.00000	.252	-10.3432	49.5432
		6	9.60000	7.60263	.796	-18.5655	37.7655
	3	1	-129.20000	55.17445	.340	-383.1456	124.7456
		2	10.00000	10.48904	.917	-31.9969	51.9969
		4	29.20000	11.91218	.248	-14.9583	73.3583
		5	29.60000	11.38859	.213	-13.3694	72.5694
		6	19.60000	11.11306	.539	-22.9020	62.1020
	4	1	-158.40000	54.86711	.211	-413.7409	96.9409
		2	-19.20000	8.72926	.344	-52.5531	14.1531
		3	-29.20000	11.91218	.248	-73.3583	14.9583
		5	.40000	9.79183	1.000	-35.5244	36.3244
		6	-9.60000	9.46995	.900	-44.5736	25.3736

	5	1	-158.80000	54.75582	.209	-414.6755	97.0755
		2	-19.60000	8.00000	.252	-49.5432	10.3432
		3	-29.60000	11.38859	.213	-72.5694	13.3694
		4	-.40000	9.79183	1.000	-36.3244	35.5244
		6	-10.00000	8.80227	.854	-42.2136	22.2136
	6	1	-148.80000	54.69918	.246	-404.9538	107.3538
		2	-9.60000	7.60263	.796	-37.7655	18.5655
		3	-19.60000	11.11306	.539	-62.1020	22.9020
		4	9.60000	9.46995	.900	-25.3736	44.5736
		5	10.00000	8.80227	.854	-22.2136	42.2136
Post	Tukey HSD	1					
		2	192.80000*	26.09342	.000	112.1209	273.4791
		3	178.80000*	26.09342	.000	98.1209	259.4791
		4	146.40000*	26.09342	.000	65.7209	227.0791
		5	170.00000*	26.09342	.000	89.3209	250.6791
		6	184.60000*	26.09342	.000	103.9209	265.2791
	2	1	-192.80000*	26.09342	.000	-273.4791	-112.1209
		3	-14.00000	26.09342	.994	-94.6791	66.6791
		4	-46.40000	26.09342	.497	-127.0791	34.2791
		5	-22.80000	26.09342	.949	-103.4791	57.8791
		6	-8.20000	26.09342	1.000	-88.8791	72.4791
	3	1	-178.80000*	26.09342	.000	-259.4791	-98.1209
		2	14.00000	26.09342	.994	-66.6791	94.6791
		4	-32.40000	26.09342	.812	-113.0791	48.2791
		5	-8.80000	26.09342	.999	-89.4791	71.8791
		6	5.80000	26.09342	1.000	-74.8791	86.4791
	4	1	-146.40000*	26.09342	.000	-227.0791	-65.7209
		2	46.40000	26.09342	.497	-34.2791	127.0791
		3	32.40000	26.09342	.812	-48.2791	113.0791
		5	23.60000	26.09342	.942	-57.0791	104.2791
		6	38.20000	26.09342	.689	-42.4791	118.8791
	5	1	-170.00000*	26.09342	.000	-250.6791	-89.3209
		2	22.80000	26.09342	.949	-57.8791	103.4791

		3	8.80000	26.09342	.999	-71.8791	89.4791
		4	-23.60000	26.09342	.942	-104.2791	57.0791
		6	14.60000	26.09342	.993	-66.0791	95.2791
	6	1	-184.60000*	26.09342	.000	-265.2791	-103.9209
		2	8.20000	26.09342	1.000	-72.4791	88.8791
		3	-5.80000	26.09342	1.000	-86.4791	74.8791
		4	-38.20000	26.09342	.689	-118.8791	42.4791
		5	-14.60000	26.09342	.993	-95.2791	66.0791
LSD	1	2	192.80000*	26.09342	.000	138.9458	246.6542
		3	178.80000*	26.09342	.000	124.9458	232.6542
		4	146.40000*	26.09342	.000	92.5458	200.2542
		5	170.00000*	26.09342	.000	116.1458	223.8542
		6	184.60000*	26.09342	.000	130.7458	238.4542
	2	1	-192.80000*	26.09342	.000	-246.6542	-138.9458
		3	-14.00000	26.09342	.597	-67.8542	39.8542
		4	-46.40000	26.09342	.088	-100.2542	7.4542
		5	-22.80000	26.09342	.391	-76.6542	31.0542
		6	-8.20000	26.09342	.756	-62.0542	45.6542
	3	1	-178.80000*	26.09342	.000	-232.6542	-124.9458
		2	14.00000	26.09342	.597	-39.8542	67.8542
		4	-32.40000	26.09342	.226	-86.2542	21.4542
		5	-8.80000	26.09342	.739	-62.6542	45.0542
		6	5.80000	26.09342	.826	-48.0542	59.6542
	4	1	-146.40000*	26.09342	.000	-200.2542	-92.5458
		2	46.40000	26.09342	.088	-7.4542	100.2542
		3	32.40000	26.09342	.226	-21.4542	86.2542
		5	23.60000	26.09342	.375	-30.2542	77.4542
		6	38.20000	26.09342	.156	-15.6542	92.0542
	5	1	-170.00000*	26.09342	.000	-223.8542	-116.1458
		2	22.80000	26.09342	.391	-31.0542	76.6542
		3	8.80000	26.09342	.739	-45.0542	62.6542
		4	-23.60000	26.09342	.375	-77.4542	30.2542

		6	14.60000	26.09342	.581	-39.2542	68.4542
	6	1	-184.60000*	26.09342	.000	-238.4542	-130.7458
		2	8.20000	26.09342	.756	-45.6542	62.0542
		3	-5.80000	26.09342	.826	-59.6542	48.0542
		4	-38.20000	26.09342	.156	-92.0542	15.6542
		5	-14.60000	26.09342	.581	-68.4542	39.2542
Games-	1	2	192.80000	44.95487	.069	-20.1090	405.7090
Howell		3	178.80000	44.93929	.088	-34.1925	391.7925
		4	146.40000	45.06285	.157	-65.9412	358.7412
		5	170.00000	44.99444	.102	-42.6986	382.6986
		6	184.60000	44.95509	.079	-28.3078	397.5078
	2	1	-192.80000	44.95487	.069	-405.7090	20.1090
		3	-14.00000*	1.86548	.001	-21.1036	-6.8964
		4	-46.40000*	3.82099	.000	-62.0465	-30.7535
		5	-22.80000*	2.90517	.001	-33.9084	-11.6916
		6	-8.20000*	2.21359	.047	-16.2879	-.1121
	3	1	-178.80000	44.93929	.088	-391.7925	34.1925
		2	14.00000*	1.86548	.001	6.8964	21.1036
		4	-32.40000*	3.63318	.003	-48.3519	-16.4481
		5	-8.80000	2.65330	.115	-19.8163	2.2163
		6	5.80000	1.87083	.118	-1.3290	12.9290
	4	1	-146.40000	45.06285	.157	-358.7412	65.9412
		2	46.40000*	3.82099	.000	30.7535	62.0465
		3	32.40000*	3.63318	.003	16.4481	48.3519
		5	23.60000*	4.26146	.007	7.5660	39.6340
		6	38.20000*	3.82361	.001	22.5551	53.8449
	5	1	-170.00000	44.99444	.102	-382.6986	42.6986
		2	22.80000*	2.90517	.001	11.6916	33.9084
		3	8.80000	2.65330	.115	-2.2163	19.8163
		4	-23.60000*	4.26146	.007	-39.6340	-7.5660
		6	14.60000*	2.90861	.013	3.4865	25.7135
	6	1	-184.60000	44.95509	.079	-397.5078	28.3078

	2	8.20000*	2.21359	.047	.1121	16.2879
	3	-5.80000	1.87083	.118	-12.9290	1.3290
	4	-38.20000*	3.82361	.001	-53.8449	-22.5551
	5	-14.60000*	2.90861	.013	-25.7135	-3.4865

*. The mean difference is significant at the 0.05 level.

Analisis Statistik Kadar HbA1C

Analisis Ttest

Descriptive Statistics

	N	Mean	Std. Deviation	Minimum	Maximum
pre negatif	5	5.3000	.10000	5.20	5.40
pre Metformin	5	3.6800	.04472	3.60	3.70
Pre as.Klorogenat	5	3.7800	.04472	3.70	3.80
pre FKA 300 mg	5	3.8200	.08367	3.70	3.90
pre FKA 400 mg	5	4.0400	.20736	3.90	4.40
pre FKA 500 mg	5	3.8800	.16432	3.70	4.10
Induksi DTL negatif	5	9.0800	.21679	8.80	9.30
Induksi DTL Metformin	5	7.4400	.20736	7.30	7.80
Induksi DTL as.Klorogenat	5	7.7000	.15811	7.50	7.90
Induksi DTL FKA 300 mg	5	7.9400	.28810	7.50	8.20
Induksi DTL FKA 400 mg	5	8.2200	.08367	8.10	8.30
Induksi DTI FKA 500 mg	5	8.5600	.05477	8.50	8.60
Post negatif	5	9.8840	.53398	9.24	10.62
Post Metformin	5	4.8600	.23022	4.60	5.10
Post As.Klorogenat	5	4.5800	.04472	4.50	4.60
Post FKA 300 mg	5	4.4400	.05477	4.40	4.50
Post FKA 400 mg	5	4.1800	.17889	3.90	4.30
Post FKA 500 mg	5	4.1800	.13038	4.10	4.40

One-Sample Kolmogorov-Smirnov Test

	pre negatif	pre Metformin	Pre as.Kloroge nat	pre FKA 300 mg	pre FKA 400 mg	pre FKA 500 mg	Induksi DTL negatif	Induksi DTL Metfor min	Induksi DTL as.Klorog enat	Induksi DTL FKA 300 mg	Induksi DTL FKA 400 mg	Induksi DTI FKA 500 mg	Post negatif	Post Metform in	Post As.Klorog enat	Post FKA 300 mg	Post FKA 400 mg	Post FKA 500 mg
N	5	5	5	5	5	5	5	5	5	5	5	5	5	5	5	5	5	5
Normal Parameters ^a																		
Mean	5.3000	3.6800	3.7800	3.8200	4.0400	3.8800	9.0800	7.4400	7.7000	7.9400	8.2200	8.5600	9.8840	4.8600	4.5800	4.4400	4.1800	4.1800
Std. Deviation	.10000	.04472	.04472	.08367	.20736	.16432	.21679	.20736	.15811	.28810	.08367	.05477	.53398	.23022	.04472	.05477	.17889	.13038
Most Extreme Differences																		
Absolute	.241	.473	.473	.231	.376	.287	.310	.376	.136	.311	.231	.367	.192	.251	.473	.367	.349	.330
Positive	.241	.327	.327	.194	.376	.287	.197	.376	.136	.183	.194	.263	.192	.203	.327	.367	.251	.330
Negative	-.241	-.473	-.473	-.231	-.250	-.167	-.310	-.250	-.136	-.311	-.231	-.367	-.117	-.251	-.473	-.263	-.349	-.270
Kolmogorov-Smirnov Z	.540	1.057	1.057	.515	.842	.641	.693	.842	.305	.695	.515	.822	.429	.562	1.057	.822	.780	.738
Asymp. Sig. (2-tailed)	.933	.214	.214	.953	.478	.805	.722	.478	1.000	.720	.953	.510	.993	.910	.214	.510	.577	.647
a. Test distribution is Normal.																		

T-Test

Output Created	01-Nov-2022 17:40:39	
Comments		
Input	Data	C:\Users\LENOVO\Downloads\proposal disertasi\SPSS baru\ttesthba1c.sav
	Active Dataset	DataSet1
	Filter	<none>
	Weight	otes
	Split File	<none>
	N of Rows in Working Data File	5
Missing Value Handling	Definition of Missing	User defined missing values are treated as missing.
	Cases Used	Statistics for each analysis are based on the cases with no missing or out-of-range data for any variable in the analysis.
Syntax	<pre>T-TEST PAIRS=induksidtlnegatif induksidtlmetformin induksidtlasklorogenat induksidtlfka300mg induksifka400mg induksifka500mg WITH postnegatif postmetformin postasamklorogenat postfka300mg postfka400mg postfka500mg (PAIRED) /CRITERIA=CI(.9500) /MISSING=ANALYSIS.</pre>	
Resources	Processor Time	00:00:00.000
	Elapsed Time	00:00:00.004

Paired Samples Statistics

		Mean	N	Std. Deviation	Std. Error Mean
Pair 1	Induksi DTL negatif	9.0800	5	.21679	.09695
	Post negatif	9.8840	5	.53398	.23880
Pair 2	Induksi DTL Metformin	7.4400	5	.20736	.09274
	Post Metformin	4.8600	5	.23022	.10296
Pair 3	Induksi DTL as.Klorogenat	7.7000	5	.15811	.07071
	Post As.Klorogenat	4.5800	5	.04472	.02000
Pair 4	Induksi DTL FKA 300 mg	7.9400	5	.28810	.12884
	Post FKA 300 mg	4.4400	5	.05477	.02449
Pair 5	Induksi DTL FKA 400 mg	8.2200	5	.08367	.03742
	Post FKA 400 mg	4.1800	5	.17889	.08000
Pair 6	Induksi DTI FKA 500 mg	8.5600	5	.05477	.02449
	Post FKA 500 mg	4.1800	5	.13038	.05831

Paired Samples Correlations

		N	Correlation	Sig.
Pair 1	Induksi DTL negatif & Post negatif	5	-.893	.041
Pair 2	Induksi DTL Metformin & Post Metformin	5	-.587	.299
Pair 3	Induksi DTL as.Klorogenat & Post As.Klorogenat	5	.000	1.000
Pair 4	Induksi DTL FKA 300 mg & Post FKA 300 mg	5	-.919	.027
Pair 5	Induksi DTL FKA 400 mg & Post FKA 400 mg	5	.535	.353
Pair 6	Induksi DTI FKA 500 mg & Post FKA 500 mg	5	-.490	.402

Paired Samples Test

		Paired Differences					t	df	Sig. (2-tailed)
		Mean	Std. Deviation	Std. Error Mean	95% Confidence Interval of the Difference				
					Lower	Upper			
Pair 1	Induksi DTL negatif - Post negatif	-.80400	.73412	.32831	-1.71553	.10753	-2.449	4	.071
Pair 2	Induksi DTL Metformin - Post Metformin	2.58000	.38987	.17436	2.09591	3.06409	14.797	4	.000
Pair 3	Induksi DTL as.Klorogenat - Post As.Klorogenat	3.12000	.16432	.07348	2.91597	3.32403	42.458	4	.000
Pair 4	Induksi DTL FKA 300 mg - Post FKA 300 mg	3.50000	.33912	.15166	3.07893	3.92107	23.078	4	.000
Pair 5	Induksi DTL FKA 400 mg - Post FKA 400 mg	4.04000	.15166	.06782	3.85169	4.22831	59.567	4	.000
Pair 6	Induksi DTI FKA 500 mg - Post FKA 500 mg	4.38000	.16432	.07348	4.17597	4.58403	59.604	4	.000

One-Sample Statistics

	N	Mean	Std. Deviation	Std. Error Mean
pre negatif	5	5.3000	.10000	.04472
pre Metformin	5	3.6800	.04472	.02000
Pre as.Klorogenat	5	3.7800	.04472	.02000
pre FKA 300 mg	5	3.8200	.08367	.03742
pre FKA 400 mg	5	4.0400	.20736	.09274
pre FKA 500 mg	5	3.8800	.16432	.07348
Induksi DTL negatif	5	9.0800	.21679	.09695
Induksi DTL Metformin	5	7.4400	.20736	.09274
Induksi DTL as.Klorogenat	5	7.7000	.15811	.07071
Induksi DTL FKA 300 mg	5	7.9400	.28810	.12884
Induksi DTL FKA 400 mg	5	8.2200	.08367	.03742
Induksi DTI FKA 500 mg	5	8.5600	.05477	.02449

Post negatif	5	9.8840	.53398	.23880
Post Metformin	5	4.8600	.23022	.10296
Post As.Klorogenat	5	4.5800	.04472	.02000
Post FKA 300 mg	5	4.4400	.05477	.02449
Post FKA 400 mg	5	4.1800	.17889	.08000
Post FKA 500 mg	5	4.1800	.13038	.05831

One-Sample Test

	Test Value = 0					
	t	df	Sig. (2-tailed)	Mean Difference	95% Confidence Interval of the Difference	
					Lower	Upper
pre negatif	118.512	4	.000	5.30000	5.1758	5.4242
pre Metformin	184.000	4	.000	3.68000	3.6245	3.7355
Pre as.Klorogenat	189.000	4	.000	3.78000	3.7245	3.8355
pre FKA 300 mg	102.094	4	.000	3.82000	3.7161	3.9239
pre FKA 400 mg	43.564	4	.000	4.04000	3.7825	4.2975
pre FKA 500 mg	52.800	4	.000	3.88000	3.6760	4.0840
Induksi DTL negatif	93.653	4	.000	9.08000	8.8108	9.3492
Induksi DTL Metformin	80.228	4	.000	7.44000	7.1825	7.6975
Induksi DTL as.Klorogenat	108.894	4	.000	7.70000	7.5037	7.8963
Induksi DTL FKA 300 mg	61.626	4	.000	7.94000	7.5823	8.2977
Induksi DTL FKA 400 mg	219.689	4	.000	8.22000	8.1161	8.3239
Induksi DTI FKA 500 mg	349.461	4	.000	8.56000	8.4920	8.6280
Post negatif	41.390	4	.000	9.88400	9.2210	10.5470
Post Metformin	47.204	4	.000	4.86000	4.5741	5.1459
Post As.Klorogenat	229.000	4	.000	4.58000	4.5245	4.6355
Post FKA 300 mg	181.262	4	.000	4.44000	4.3720	4.5080
Post FKA 400 mg	52.250	4	.000	4.18000	3.9579	4.4021
Post FKA 500 mg	71.686	4	.000	4.18000	4.0181	4.3419

Descriptives

Descriptive Statistics

	N	Minimum	Maximum	Mean	Std. Deviation
pre negatif	5	5.20	5.40	5.3000	.10000
pre Metformin	5	3.60	3.70	3.6800	.04472
Pre as.Klorogenat	5	3.70	3.80	3.7800	.04472
pre FKA 300 mg	5	3.70	3.90	3.8200	.08367
pre FKA 400 mg	5	3.90	4.40	4.0400	.20736
pre FKA 500 mg	5	3.70	4.10	3.8800	.16432
Induksi DTL negatif	5	8.80	9.30	9.0800	.21679
Induksi DTL Metformin	5	7.30	7.80	7.4400	.20736
Induksi DTL as.Klorogenat	5	7.50	7.90	7.7000	.15811
Induksi DTL FKA 300 mg	5	7.50	8.20	7.9400	.28810
Induksi DTL FKA 400 mg	5	8.10	8.30	8.2200	.08367
Induksi DTI FKA 500 mg	5	8.50	8.60	8.5600	.05477
Post negatif	5	9.24	10.62	9.8840	.53398
Post Metformin	5	4.60	5.10	4.8600	.23022
Post As.Klorogenat	5	4.50	4.60	4.5800	.04472
Post FKA 300 mg	5	4.40	4.50	4.4400	.05477
Post FKA 400 mg	5	3.90	4.30	4.1800	.17889
Post FKA 500 mg	5	4.10	4.40	4.1800	.13038
Valid N (listwise)	5				

HASIL STATISTIK SECARA ANAVA

```
GET
  FILE='C:\Users\LENOVO\Downloads\proposal disertasi\SPSS baru\HbA1c baru
.sav'.
DATASET NAME DataSet0 WINDOW=FRONT.
ONEWAY preetest postDTL perlakuan BY kelompok
  /STATISTICS DESCRIPTIVES HOMOGENEITY
  /MISSING ANALYSIS

  /POSTHOC=SNK TUKEY LSD GH ALPHA(0.05).
```

Oneway

Notes

Output Created		01-Nov-2022 17:43:13
Comments		
Input	Data	C:\Users\LENOVO\Downloads\proposal disertasi\SPSS baru\HbA1c baru.sav
	Active Dataset	DataSet1
	Filter	<none>
	Weight	<none>
	Split File	<none>
	N of Rows in Working Data File	30
Missing Value Handling	Definition of Missing	User-defined missing values are treated as missing.
	Cases Used	Statistics for each analysis are based on cases with no missing data for any variable in the analysis.
Syntax		ONEWAY preetest postDTL perlakuan BY kelompok /STATISTICS DESCRIPTIVES HOMOGENEITY /MISSING ANALYSIS /POSTHOC=SNK TUKEY LSD GH ALPHA(0.05).
Resources	Processor Time	00:00:00.110
	Elapsed Time	00:00:00.099

[DataSet1] C:\Users\LENOVO\Downloads\proposal disertasi\SPSS baru\HbA1c b
aru.sav

Descriptives

		N	Mean	Std. Deviation	Std. Error	95% Confidence Interval for Mean		Minimum	Maximum
						Lower Bound	Upper Bound		
						pretest	Negatif		
	Metformin	5	3.6800	.04472	.02000	3.6245	3.7355	3.60	3.70
	asam klorogenat	5	3.7800	.04472	.02000	3.7245	3.8355	3.70	3.80
	FKA 300mg	5	3.8200	.08367	.03742	3.7161	3.9239	3.70	3.90
	FKA 400 mg	5	4.0400	.20736	.09274	3.7825	4.2975	3.90	4.40
	FKA 500 mg	5	3.8800	.16432	.07348	3.6760	4.0840	3.70	4.10
	Total	30	4.0833	.57541	.10505	3.8685	4.2982	3.60	5.40
Post DTL	Negatif	5	9.0800	.21679	.09695	8.8108	9.3492	8.80	9.30
	Metformin	5	7.4400	.20736	.09274	7.1825	7.6975	7.30	7.80
	asam klorogenat	5	7.7000	.15811	.07071	7.5037	7.8963	7.50	7.90
	FKA 300mg	5	7.9400	.28810	.12884	7.5823	8.2977	7.50	8.20
	FKA 400 mg	5	8.2200	.08367	.03742	8.1161	8.3239	8.10	8.30
	FKA 500 mg	5	8.5600	.05477	.02449	8.4920	8.6280	8.50	8.60
	Total	30	8.1567	.58054	.10599	7.9399	8.3734	7.30	9.30
perlakuan	Negatif	5	9.8840	.53398	.23880	9.2210	10.5470	9.24	10.62
	Metformin	5	4.8600	.23022	.10296	4.5741	5.1459	4.60	5.10
	asam klorogenat	5	4.5800	.04472	.02000	4.5245	4.6355	4.50	4.60
	FKA 300mg	5	4.4400	.05477	.02449	4.3720	4.5080	4.40	4.50
	FKA 400 mg	5	4.1800	.17889	.08000	3.9579	4.4021	3.90	4.30
	FKA 500 mg	5	4.1800	.13038	.05831	4.0181	4.3419	4.10	4.40
	Total	30	5.3540	2.08730	.38109	4.5746	6.1334	3.90	10.62

Test of Homogeneity of Variances

	Levene Statistic	df1	df2	Sig.
pretest	2.759	5	24	.042
Post DTL	3.185	5	24	.024
perlakuan	6.879	5	24	.000

ANOVA

		Sum of Squares	df	Mean Square	F	Sig.
pretest	Between Groups	9.238	5	1.848	121.815	.000
	Within Groups	.364	24	.015		
	Total	9.602	29			
Post DTL	Between Groups	8.942	5	1.788	51.587	.000
	Within Groups	.832	24	.035		
	Total	9.774	29			
perlakuan	Between Groups	124.780	5	24.956	381.852	.000
	Within Groups	1.569	24	.065		
	Total	126.348	29			

Post Hoc Tests

Multiple Comparisons

Dependent Variable	(I) Kelompok	(J) Kelompok	Mean Difference (I-J)	Std. Error	Sig.	95% Confidence Interval		
						Lower Bound	Upper Bound	
pretest	Tukey HSD	Negatif	Metformin	1.62000*	.07789	.000	1.3792	1.8608
			asam klorogenat	1.52000*	.07789	.000	1.2792	1.7608
			FKA 300mg	1.48000*	.07789	.000	1.2392	1.7208
			FKA 400 mg	1.26000*	.07789	.000	1.0192	1.5008
			FKA 500 mg	1.42000*	.07789	.000	1.1792	1.6608
	Metformin	Negatif	Metformin	-1.62000*	.07789	.000	-1.8608	-1.3792
			asam klorogenat	-.10000	.07789	.791	-.3408	.1408
			FKA 300mg	-.14000	.07789	.486	-.3808	.1008
			FKA 400 mg	-.36000*	.07789	.001	-.6008	-.1192
			FKA 500 mg	-.20000	.07789	.144	-.4408	.0408
	asam klorogenat	Negatif	asam klorogenat	-1.52000*	.07789	.000	-1.7608	-1.2792
			Metformin	.10000	.07789	.791	-.1408	.3408
			FKA 300mg	-.04000	.07789	.995	-.2808	.2008
			FKA 400 mg	-.26000*	.07789	.029	-.5008	-.0192
			FKA 500 mg	-.10000	.07789	.791	-.3408	.1408

	FKA 300mg	Negatif	-1.48000*	.07789	.000	-1.7208	-1.2392
		Metformin	.14000	.07789	.486	-.1008	.3808
		asam klorogenat	.04000	.07789	.995	-.2008	.2808
		FKA 400 mg	-.22000	.07789	.087	-.4608	.0208
		FKA 500 mg	-.06000	.07789	.970	-.3008	.1808
	FKA 400 mg	Negatif	-1.26000*	.07789	.000	-1.5008	-1.0192
		Metformin	.36000*	.07789	.001	.1192	.6008
		asam klorogenat	.26000*	.07789	.029	.0192	.5008
		FKA 300mg	.22000	.07789	.087	-.0208	.4608
		FKA 500 mg	.16000	.07789	.343	-.0808	.4008
	FKA 500 mg	Negatif	-1.42000*	.07789	.000	-1.6608	-1.1792
		Metformin	.20000	.07789	.144	-.0408	.4408
		asam klorogenat	.10000	.07789	.791	-.1408	.3408
		FKA 300mg	.06000	.07789	.970	-.1808	.3008
		FKA 400 mg	-.16000	.07789	.343	-.4008	.0808
LSD	Negatif	Metformin	1.62000*	.07789	.000	1.4592	1.7808
		asam klorogenat	1.52000*	.07789	.000	1.3592	1.6808
		FKA 300mg	1.48000*	.07789	.000	1.3192	1.6408
		FKA 400 mg	1.26000*	.07789	.000	1.0992	1.4208
		FKA 500 mg	1.42000*	.07789	.000	1.2592	1.5808
	Metformin	Negatif	-1.62000*	.07789	.000	-1.7808	-1.4592
		asam klorogenat	-.10000	.07789	.211	-.2608	.0608
		FKA 300mg	-.14000	.07789	.085	-.3008	.0208
		FKA 400 mg	-.36000*	.07789	.000	-.5208	-.1992
		FKA 500 mg	-.20000*	.07789	.017	-.3608	-.0392
	asam klorogenat	Negatif	-1.52000*	.07789	.000	-1.6808	-1.3592
		Metformin	.10000	.07789	.211	-.0608	.2608
		FKA 300mg	-.04000	.07789	.612	-.2008	.1208
		FKA 400 mg	-.26000*	.07789	.003	-.4208	-.0992
		FKA 500 mg	-.10000	.07789	.211	-.2608	.0608

	FKA 300mg	Negatif	-1.48000*	.07789	.000	-1.6408	-1.3192
		Metformin	.14000	.07789	.085	-.0208	.3008
		asam klorogenat	.04000	.07789	.612	-.1208	.2008
	FKA 400 mg		-.22000*	.07789	.009	-.3808	-.0592
	FKA 500 mg		-.06000	.07789	.449	-.2208	.1008
	FKA 400 mg	Negatif	-1.26000*	.07789	.000	-1.4208	-1.0992
		Metformin	.36000*	.07789	.000	.1992	.5208
		asam klorogenat	.26000*	.07789	.003	.0992	.4208
		FKA 300mg	.22000*	.07789	.009	.0592	.3808
		FKA 500 mg	.16000	.07789	.051	-.0008	.3208
	FKA 500 mg	Negatif	-1.42000*	.07789	.000	-1.5808	-1.2592
		Metformin	.20000*	.07789	.017	.0392	.3608
		asam klorogenat	.10000	.07789	.211	-.0608	.2608
		FKA 300mg	.06000	.07789	.449	-.1008	.2208
		FKA 400 mg	-.16000	.07789	.051	-.3208	.0008
Games- Howell	Negatif	Metformin	1.62000*	.04899	.000	1.4193	1.8207
		asam klorogenat	1.52000*	.04899	.000	1.3193	1.7207
		FKA 300mg	1.48000*	.05831	.000	1.2653	1.6947
		FKA 400 mg	1.26000*	.10296	.000	.8444	1.6756
		FKA 500 mg	1.42000*	.08602	.000	1.0883	1.7517
	Metformin	Negatif	-1.62000*	.04899	.000	-1.8207	-1.4193
		asam klorogenat	-.10000	.02828	.058	-.2033	.0033
		FKA 300mg	-.14000	.04243	.103	-.3078	.0278
		FKA 400 mg	-.36000	.09487	.091	-.7900	.0700
		FKA 500 mg	-.20000	.07616	.253	-.5373	.1373
	asam klorogenat	Negatif	-1.52000*	.04899	.000	-1.7207	-1.3193
		Metformin	.10000	.02828	.058	-.0033	.2033
		FKA 300mg	-.04000	.04243	.921	-.2078	.1278
		FKA 400 mg	-.26000	.09487	.233	-.6900	.1700
		FKA 500 mg	-.10000	.07616	.770	-.4373	.2373

	FKA 300mg	Negatif	-1.48000*	.05831	.000	-1.6947	-1.2653
		Metformin	.14000	.04243	.103	-.0278	.3078
		asam klorogenat	.04000	.04243	.921	-.1278	.2078
		FKA 400 mg	-.22000	.10000	.365	-.6376	.1976
		FKA 500 mg	-.06000	.08246	.971	-.3893	.2693
	FKA 400 mg	Negatif	-1.26000*	.10296	.000	-1.6756	-.8444
		Metformin	.36000	.09487	.091	-.0700	.7900
		asam klorogenat	.26000	.09487	.233	-.1700	.6900
		FKA 300mg	.22000	.10000	.365	-.1976	.6376
		FKA 500 mg	.16000	.11832	.752	-.2781	.5981
	FKA 500 mg	Negatif	-1.42000*	.08602	.000	-1.7517	-1.0883
		Metformin	.20000	.07616	.253	-.1373	.5373
		asam klorogenat	.10000	.07616	.770	-.2373	.4373
		FKA 300mg	.06000	.08246	.971	-.2693	.3893
		FKA 400 mg	-.16000	.11832	.752	-.5981	.2781
Post DTL Tukey HSD	Negatif	Metformin	1.64000*	.11776	.000	1.2759	2.0041
		asam klorogenat	1.38000*	.11776	.000	1.0159	1.7441
		FKA 300mg	1.14000*	.11776	.000	.7759	1.5041
		FKA 400 mg	.86000*	.11776	.000	.4959	1.2241
		FKA 500 mg	.52000*	.11776	.002	.1559	.8841
	Metformin	Negatif	-1.64000*	.11776	.000	-2.0041	-1.2759
		asam klorogenat	-.26000	.11776	.271	-.6241	.1041
		FKA 300mg	-.50000*	.11776	.003	-.8641	-1.1359
		FKA 400 mg	-.78000*	.11776	.000	-1.1441	-.4159
		FKA 500 mg	-1.12000*	.11776	.000	-1.4841	-.7559
	asam klorogenat	Negatif	-1.38000*	.11776	.000	-1.7441	-1.0159
		Metformin	.26000	.11776	.271	-.1041	.6241
		FKA 300mg	-.24000	.11776	.351	-.6041	.1241
		FKA 400 mg	-.52000*	.11776	.002	-.8841	-1.1559
		FKA 500 mg	-.86000*	.11776	.000	-1.2241	-.4959
	FKA 300mg	Negatif	-1.14000*	.11776	.000	-1.5041	-.7759

		Metformin	.50000*	.11776	.003	.1359	.8641
		asam klorogenat	.24000	.11776	.351	-.1241	.6041
		FKA 400 mg	-.28000	.11776	.204	-.6441	.0841
		FKA 500 mg	-.62000*	.11776	.000	-.9841	-.2559
	FKA 400 mg	Negatif	-.86000*	.11776	.000	-1.2241	-.4959
		Metformin	.78000*	.11776	.000	.4159	1.1441
		asam klorogenat	.52000*	.11776	.002	.1559	.8841
		FKA 300mg	.28000	.11776	.204	-.0841	.6441
		FKA 500 mg	-.34000	.11776	.077	-.7041	.0241
	FKA 500 mg	Negatif	-.52000*	.11776	.002	-.8841	-.1559
		Metformin	1.12000*	.11776	.000	.7559	1.4841
		asam klorogenat	.86000*	.11776	.000	.4959	1.2241
		FKA 300mg	.62000*	.11776	.000	.2559	.9841
		FKA 400 mg	.34000	.11776	.077	-.0241	.7041
LSD	Negatif	Metformin	1.64000*	.11776	.000	1.3970	1.8830
		asam klorogenat	1.38000*	.11776	.000	1.1370	1.6230
		FKA 300mg	1.14000*	.11776	.000	.8970	1.3830
		FKA 400 mg	.86000*	.11776	.000	.6170	1.1030
		FKA 500 mg	.52000*	.11776	.000	.2770	.7630
	Metformin	Negatif	-1.64000*	.11776	.000	-1.8830	-1.3970
		asam klorogenat	-.26000*	.11776	.037	-.5030	-.0170
		FKA 300mg	-.50000*	.11776	.000	-.7430	-.2570
		FKA 400 mg	-.78000*	.11776	.000	-1.0230	-.5370
		FKA 500 mg	-1.12000*	.11776	.000	-1.3630	-.8770
	asam klorogenat	Negatif	-1.38000*	.11776	.000	-1.6230	-1.1370
		Metformin	.26000*	.11776	.037	.0170	.5030
		FKA 300mg	-.24000	.11776	.053	-.4830	.0030
		FKA 400 mg	-.52000*	.11776	.000	-.7630	-.2770
		FKA 500 mg	-.86000*	.11776	.000	-1.1030	-.6170
	FKA 300mg	Negatif	-1.14000*	.11776	.000	-1.3830	-.8970
		Metformin	.50000*	.11776	.000	.2570	.7430
		asam klorogenat	.24000	.11776	.053	-.0030	.4830

		FKA 400 mg		-28000*	.11776	.026		-5230		-.0370
		FKA 500 mg		-.62000*	.11776	.000		-.8630		-.3770
	FKA 400 mg	Negatif		-.86000*	.11776	.000		-1.1030		-.6170
		Metformin		.78000*	.11776	.000		.5370		1.0230
		asam klorogenat		.52000*	.11776	.000		.2770		.7630
		FKA 300mg		.28000*	.11776	.026		.0370		.5230
		FKA 500 mg		-.34000*	.11776	.008		-.5830		-.0970
	FKA 500 mg	Negatif		-.52000*	.11776	.000		-.7630		-.2770
		Metformin		1.12000*	.11776	.000		.8770		1.3630
		asam klorogenat		.86000*	.11776	.000		.6170		1.1030
		FKA 300mg		.62000*	.11776	.000		.3770		.8630
		FKA 400 mg		.34000*	.11776	.008		.0970		.5830
Games- Howell	Negatif	Metformin		1.64000*	.13416	.000		1.1496		2.1304
		asam klorogenat		1.38000*	.12000	.000		.9310		1.8290
		FKA 300mg		1.14000*	.16125	.001		.5392		1.7408
		FKA 400 mg		.86000*	.10392	.003		.4226		1.2974
		FKA 500 mg		.52000*	.10000	.029		.0734		.9666
	Metformin	Negatif		-1.64000*	.13416	.000		-2.1304		-1.1496
		asam klorogenat		-.26000	.11662	.325		-.6938		.1738
		FKA 300mg		-.50000	.15875	.106		-1.0951		.0951
		FKA 400 mg		-.78000*	.10000	.003		-1.1976		-.3624
		FKA 500 mg		-1.12000*	.09592	.001		-1.5463		-.6937
	asam klorogenat	Negatif		-1.38000*	.12000	.000		-1.8290		-.9310
		Metformin		.26000	.11662	.325		-.1738		.6938
		FKA 300mg		-.24000	.14697	.608		-.8182		.3382
		FKA 400 mg		-.52000*	.08000	.005		-.8370		-.2030
		FKA 500 mg		-.86000*	.07483	.001		-1.1807		-.5393
	FKA 300mg	Negatif		-1.14000*	.16125	.001		-1.7408		-.5392
		Metformin		.50000	.15875	.106		-.0951		1.0951
		asam klorogenat		.24000	.14697	.608		-.3382		.8182
		FKA 400 mg		-.28000	.13416	.418		-.8696		.3096
		FKA 500 mg		-.62000*	.13115	.045		-1.2200		-.0200

	FKA 400 mg	Negatif	-.86000*	.10392	.003	-1.2974	-.4226
		Metformin	.78000*	.10000	.003	.3624	1.1976
		asam klorogenat	.52000*	.08000	.005	.2030	.8370
		FKA 300mg	.28000	.13416	.418	-.3096	.8696
		FKA 500 mg	-.34000*	.04472	.001	-.5102	-.1698
	FKA 500 mg	Negatif	-.52000*	.10000	.029	-.9666	-.0734
		Metformin	1.12000*	.09592	.001	.6937	1.5463
		asam klorogenat	.86000*	.07483	.001	.5393	1.1807
		FKA 300mg	.62000*	.13115	.045	.0200	1.2200
		FKA 400 mg	.34000*	.04472	.001	.1698	.5102
perlakuan Tukey HSD	Negatif	Metformin	5.02400*	.16168	.000	4.5241	5.5239
		asam klorogenat	5.30400*	.16168	.000	4.8041	5.8039
		FKA 300mg	5.44400*	.16168	.000	4.9441	5.9439
		FKA 400 mg	5.70400*	.16168	.000	5.2041	6.2039
		FKA 500 mg	5.70400*	.16168	.000	5.2041	6.2039
	Metformin	Negatif	-5.02400*	.16168	.000	-5.5239	-4.5241
		asam klorogenat	.28000	.16168	.525	-.2199	.7799
		FKA 300mg	.42000	.16168	.136	-.0799	.9199
		FKA 400 mg	.68000*	.16168	.004	.1801	1.1799
		FKA 500 mg	.68000*	.16168	.004	.1801	1.1799
	asam klorogenat	Negatif	-5.30400*	.16168	.000	-5.8039	-4.8041
		Metformin	-.28000	.16168	.525	-.7799	.2199
		FKA 300mg	.14000	.16168	.951	-.3599	.6399
		FKA 400 mg	.40000	.16168	.172	-.0999	.8999
		FKA 500 mg	.40000	.16168	.172	-.0999	.8999
	FKA 300mg	Negatif	-5.44400*	.16168	.000	-5.9439	-4.9441
		Metformin	-.42000	.16168	.136	-.9199	.0799
		asam klorogenat	-.14000	.16168	.951	-.6399	.3599
		FKA 400 mg	.26000	.16168	.601	-.2399	.7599
		FKA 500 mg	.26000	.16168	.601	-.2399	.7599
	FKA 400 mg	Negatif	-5.70400*	.16168	.000	-6.2039	-5.2041
		Metformin	-.68000*	.16168	.004	-1.1799	-.1801

		asam klorogenat	- .40000	.16168	.172	- .8999	.0999
		FKA 300mg	- .26000	.16168	.601	- .7599	.2399
		FKA 500 mg	.00000	.16168	1.000	- .4999	.4999
	FKA 500 mg	Negatif	-5.70400*	.16168	.000	-6.2039	-5.2041
		Metformin	- .68000*	.16168	.004	-1.1799	- .1801
		asam klorogenat	- .40000	.16168	.172	- .8999	.0999
		FKA 300mg	- .26000	.16168	.601	- .7599	.2399
		FKA 400 mg	.00000	.16168	1.000	- .4999	.4999
LSD	Negatif	Metformin	5.02400*	.16168	.000	4.6903	5.3577
		asam klorogenat	5.30400*	.16168	.000	4.9703	5.6377
		FKA 300mg	5.44400*	.16168	.000	5.1103	5.7777
		FKA 400 mg	5.70400*	.16168	.000	5.3703	6.0377
		FKA 500 mg	5.70400*	.16168	.000	5.3703	6.0377
	Metformin	Negatif	-5.02400*	.16168	.000	-5.3577	-4.6903
		asam klorogenat	.28000	.16168	.096	- .0537	.6137
		FKA 300mg	.42000*	.16168	.016	.0863	.7537
		FKA 400 mg	.68000*	.16168	.000	.3463	1.0137
		FKA 500 mg	.68000*	.16168	.000	.3463	1.0137
	asam klorogenat	Negatif	-5.30400*	.16168	.000	-5.6377	-4.9703
		Metformin	- .28000	.16168	.096	- .6137	.0537
		FKA 300mg	.14000	.16168	.395	- .1937	.4737
		FKA 400 mg	.40000*	.16168	.021	.0663	.7337
		FKA 500 mg	.40000*	.16168	.021	.0663	.7337
	FKA 300mg	Negatif	-5.44400*	.16168	.000	-5.7777	-5.1103
		Metformin	- .42000*	.16168	.016	- .7537	- .0863
		asam klorogenat	- .14000	.16168	.395	- .4737	.1937
		FKA 400 mg	.26000	.16168	.121	- .0737	.5937
		FKA 500 mg	.26000	.16168	.121	- .0737	.5937
	FKA 400 mg	Negatif	-5.70400*	.16168	.000	-6.0377	-5.3703
		Metformin	- .68000*	.16168	.000	-1.0137	- .3463
		asam klorogenat	- .40000*	.16168	.021	- .7337	- .0663
		FKA 300mg	- .26000	.16168	.121	- .5937	.0737

		FKA 500 mg	.00000	.16168	1.000	-.3337	.3337
	FKA 500 mg	Negatif	-5.70400*	.16168	.000	-6.0377	-5.3703
		Metformin	-.68000*	.16168	.000	-1.0137	-.3463
		asam klorogenat	-.40000*	.16168	.021	-.7337	-.0663
		FKA 300mg	-.26000	.16168	.121	-.5937	.0737
		FKA 400 mg	.00000	.16168	1.000	-.3337	.3337
Games- Howell	Negatif	Metformin	5.02400*	.26005	.000	3.9513	6.0967
		asam klorogenat	5.30400*	.23964	.000	4.1760	6.4320
		FKA 300mg	5.44400*	.24005	.000	4.3181	6.5699
		FKA 400 mg	5.70400*	.25185	.000	4.6191	6.7889
		FKA 500 mg	5.70400*	.24582	.000	4.6023	6.8057
Metformin	Negatif	asam klorogenat	-5.02400*	.26005	.000	-6.0967	-3.9513
		FKA 300mg	.28000	.10488	.251	-.1991	.7591
		FKA 400 mg	.42000	.10583	.077	-.0555	.8955
		FKA 500 mg	.68000*	.13038	.008	.1961	1.1639
			.68000*	.11832	.008	.2174	1.1426
asam klorogenat	Negatif	Metformin	-5.30400*	.23964	.000	-6.4320	-4.1760
		FKA 300mg	-.28000	.10488	.251	-.7591	.1991
		FKA 400 mg	.14000*	.03162	.020	.0233	.2567
		FKA 500 mg	.40000*	.08246	.037	.0313	.7687
			.40000*	.06164	.009	.1354	.6646
FKA 300mg	Negatif	Metformin	-5.44400*	.24005	.000	-6.5699	-4.3181
		asam klorogenat	-.42000	.10583	.077	-.8955	.0555
		FKA 400 mg	-.14000*	.03162	.020	-.2567	-.0233
		FKA 500 mg	.26000	.08367	.156	-.1051	.6251
			.26000	.06325	.052	-.0022	.5222
FKA 400 mg	Negatif	Metformin	-5.70400*	.25185	.000	-6.7889	-4.6191
		asam klorogenat	-.68000*	.13038	.008	-1.1639	-.1961
		FKA 300mg	-.40000*	.08246	.037	-.7687	-.0313
		FKA 500 mg	-.26000	.08367	.156	-.6251	.1051
			.00000	.09899	1.000	-.3704	.3704
FKA 500 mg	Negatif	-5.70400*	.24582	.000	-6.8057	-4.6023	

Metformin	-68000*	.11832	.008	-1.1426	-.2174
asam klorogenat	-.40000*	.06164	.009	-.6646	-.1354
FKA 300mg	-.26000	.06325	.052	-.5222	.0022
FKA 400 mg	.00000	.09899	1.000	-.3704	.3704

*. The mean difference is significant at the 0.05 level.

HASIL ANALISIS STATISTIK HOMA IR

Descriptive Statistics

	N	Mean	Std. Deviation	Minimum	Maximum
pre negatif	5	5.3000	.10000	5.20	5.40
pre Metformin	5	3.6800	.04472	3.60	3.70
Pre as.Klorogenat	5	3.7800	.04472	3.70	3.80
pre FKA 300 mg	5	3.8200	.08367	3.70	3.90
pre FKA 400 mg	5	4.0400	.20736	3.90	4.40
pre FKA 500 mg	5	3.8800	.16432	3.70	4.10
Induksi DTL negatif	5	9.0800	.21679	8.80	9.30
Induksi DTL Metformin	5	7.4400	.20736	7.30	7.80
Induksi DTL as.Klorogenat	5	7.7000	.15811	7.50	7.90
Induksi DTL FKA 300 mg	5	7.9400	.28810	7.50	8.20
Induksi DTL FKA 400 mg	5	8.2200	.08367	8.10	8.30
Induksi DTI FKA 500 mg	5	8.5600	.05477	8.50	8.60
Post negatif	5	9.8840	.53398	9.24	10.62
Post Metformin	5	4.8600	.23022	4.60	5.10
Post As.Klorogenat	5	4.5800	.04472	4.50	4.60
Post FKA 300 mg	5	4.4400	.05477	4.40	4.50
Post FKA 400 mg	5	4.1800	.17889	3.90	4.30
Post FKA 500 mg	5	4.1800	.13038	4.10	4.40

One-Sample Kolmogorov-Smirnov Test

		pre ne	pre Metformin	Pre as.Klorogenat	pre FKA 300 mg	pre FKA 400 mg	pre FKA 500 mg	Induksi DTL negatif	Induksi DTL Metformin	Induksi DTL as.Klorogenat	Induksi DTL FKA 300 mg	Induksi DTL FKA 400 mg	Induksi DTL FKA 500 mg	Post negatif	Post Metformin	Post As.Klorogenat	Post FKA 300 mg	Post FKA 400 mg	Post FKA 500 mg	
N		5	5	5	5	5	5	5	5	5	5	5	5	5	5	5	5	5	5	5
Normal Parameters ^a	Mean	5.3000	3.6800	3.7800	3.8200	4.0400	3.8800	9.0800	7.4400	7.7000	7.9400	8.2200	8.5600	9.8840	4.8600	4.5800	4.4400	4.1800	4.1800	4.1800
	Std. Deviation	.10000	.04472	.04472	.08367	.20736	.16432	.21679	.20736	.15811	.28810	.08367	.05477	.53398	.23022	.04472	.05477	.17889	.13038	.13038
Most Extreme Differences	Absolute	.241	.473	.473	.231	.376	.287	.310	.376	.136	.311	.231	.367	.192	.251	.473	.367	.349	.330	.330
	Positive	.241	.327	.327	.194	.376	.287	.197	.376	.136	.183	.194	.263	.192	.203	.327	.367	.251	.330	.330
	Negative	-.241	-.473	-.473	-.231	-.250	-.167	-.310	-.250	-.136	-.311	-.231	-.367	-.117	-.251	-.473	-.263	-.349	-.270	-.270
Kolmogorov-Smirnov Z		.540	1.057	1.057	.515	.842	.641	.693	.842	.305	.695	.515	.822	.429	.562	1.057	.822	.780	.738	.738
Asymp. Sig. (2-tailed)		.933	.214	.214	.953	.478	.805	.722	.478	1.000	.720	.953	.510	.993	.910	.214	.510	.577	.647	.647
a. Test distribution is Normal.																				

--	--

Oneway

Notes

Output Created		01-Nov-2022 17:55:49
Comments		
Input	Data	C:\Users\LENOVO\Documents\homa ir anava baru.sav
	Active Dataset	DataSet2
	Filter	<none>
	Weight	<none>
	Split File	<none>
	N of Rows in Working Data File	30
Missing Value Handling	Definition of Missing	User-defined missing values are treated as missing.
	Cases Used	Statistics for each analysis are based on cases with no missing data for any variable in the analysis.
Syntax		ONEWAY preetest postDTL perlakuan BY kelompok /MISSING ANALYSIS /POSTHOC=SNK TUKEY DUNCAN LSD GH ALPHA(0.05).
Resources	Processor Time	00:00:00.172
	Elapsed Time	00:00:00.157

ANOVA

		Sum of Squares	df	Mean Square	F	Sig.
pretest	Between Groups	9.238	5	1.848	121.815	.000
	Within Groups	.364	24	.015		
	Total	9.602	29			
Post DTL	Between Groups	8.942	5	1.788	51.587	.000
	Within Groups	.832	24	.035		
	Total	9.774	29			

perlakuan	Between Groups	124.780	5	24.956	381.852	.000
	Within Groups	1.569	24	.065		
	Total	126.348	29			

Post Hoc Tests

Multiple Comparisons

Dependent Variable	(I) Kelompok	(J) Kelompok	Mean Difference (I-J)	Std. Error	Sig.	95% Confidence Interval		
						Lower Bound	Upper Bound	
pretest	Tukey HSD	Negatif	Metformin	1.62000*	.07789	.000	1.3792	1.8608
			asam klorogenat	1.52000*	.07789	.000	1.2792	1.7608
			FKA 300mg	1.48000*	.07789	.000	1.2392	1.7208
			FKA 400 mg	1.26000*	.07789	.000	1.0192	1.5008
			FKA 500 mg	1.42000*	.07789	.000	1.1792	1.6608
	Metformin	Negatif	Metformin	-1.62000*	.07789	.000	-1.8608	-1.3792
			asam klorogenat	-.10000	.07789	.791	-.3408	.1408
			FKA 300mg	-.14000	.07789	.486	-.3808	.1008
			FKA 400 mg	-.36000*	.07789	.001	-.6008	-.1192
			FKA 500 mg	-.20000	.07789	.144	-.4408	.0408
	asam klorogenat	Negatif	asam klorogenat	-1.52000*	.07789	.000	-1.7608	-1.2792
			Metformin	.10000	.07789	.791	-.1408	.3408
			FKA 300mg	-.04000	.07789	.995	-.2808	.2008
			FKA 400 mg	-.26000*	.07789	.029	-.5008	-.0192
			FKA 500 mg	-.10000	.07789	.791	-.3408	.1408
	FKA 300mg	Negatif	FKA 300mg	-1.48000*	.07789	.000	-1.7208	-1.2392
			Metformin	.14000	.07789	.486	-.1008	.3808
			asam klorogenat	.04000	.07789	.995	-.2008	.2808
			FKA 400 mg	-.22000	.07789	.087	-.4608	.0208
			FKA 500 mg	-.06000	.07789	.970	-.3008	.1808
FKA 400 mg	Negatif	Metformin	-1.26000*	.07789	.000	-1.5008	-1.0192	
		Metformin	.36000*	.07789	.001	.1192	.6008	

		asam klorogenat	.26000*	.07789	.029	.0192	.5008
		FKA 300mg	.22000	.07789	.087	-.0208	.4608
		FKA 500 mg	.16000	.07789	.343	-.0808	.4008
	FKA 500 mg	Negatif	-1.42000*	.07789	.000	-1.6608	-1.1792
		Metformin	.20000	.07789	.144	-.0408	.4408
		asam klorogenat	.10000	.07789	.791	-.1408	.3408
		FKA 300mg	.06000	.07789	.970	-.1808	.3008
		FKA 400 mg	-.16000	.07789	.343	-.4008	.0808
LSD	Negatif	Metformin	1.62000*	.07789	.000	1.4592	1.7808
		asam klorogenat	1.52000*	.07789	.000	1.3592	1.6808
		FKA 300mg	1.48000*	.07789	.000	1.3192	1.6408
		FKA 400 mg	1.26000*	.07789	.000	1.0992	1.4208
		FKA 500 mg	1.42000*	.07789	.000	1.2592	1.5808
	Metformin	Negatif	-1.62000*	.07789	.000	-1.7808	-1.4592
		asam klorogenat	-.10000	.07789	.211	-.2608	.0608
		FKA 300mg	-.14000	.07789	.085	-.3008	.0208
		FKA 400 mg	-.36000*	.07789	.000	-.5208	-.1992
		FKA 500 mg	-.20000*	.07789	.017	-.3608	-.0392
	asam klorogenat	Negatif	-1.52000*	.07789	.000	-1.6808	-1.3592
		Metformin	.10000	.07789	.211	-.0608	.2608
		FKA 300mg	-.04000	.07789	.612	-.2008	.1208
		FKA 400 mg	-.26000*	.07789	.003	-.4208	-.0992
		FKA 500 mg	-.10000	.07789	.211	-.2608	.0608
	FKA 300mg	Negatif	-1.48000*	.07789	.000	-1.6408	-1.3192
		Metformin	.14000	.07789	.085	-.0208	.3008
		asam klorogenat	.04000	.07789	.612	-.1208	.2008
		FKA 400 mg	-.22000*	.07789	.009	-.3808	-.0592
		FKA 500 mg	-.06000	.07789	.449	-.2208	.1008
	FKA 400 mg	Negatif	-1.26000*	.07789	.000	-1.4208	-1.0992
		Metformin	.36000*	.07789	.000	.1992	.5208

		asam klorogenat	.26000*	.07789	.003	.0992	.4208
		FKA 300mg	.22000*	.07789	.009	.0592	.3808
		FKA 500 mg	.16000	.07789	.051	-.0008	.3208
	FKA 500 mg	Negatif	-1.42000*	.07789	.000	-1.5808	-1.2592
		Metformin	.20000*	.07789	.017	.0392	.3608
		asam klorogenat	.10000	.07789	.211	-.0608	.2608
		FKA 300mg	.06000	.07789	.449	-1.1008	.2208
		FKA 400 mg	-.16000	.07789	.051	-.3208	.0008
Games- Howell	Negatif	Metformin	1.62000*	.04899	.000	1.4193	1.8207
		asam klorogenat	1.52000*	.04899	.000	1.3193	1.7207
		FKA 300mg	1.48000*	.05831	.000	1.2653	1.6947
		FKA 400 mg	1.26000*	.10296	.000	.8444	1.6756
		FKA 500 mg	1.42000*	.08602	.000	1.0883	1.7517
	Metformin	Negatif	-1.62000*	.04899	.000	-1.8207	-1.4193
		asam klorogenat	-.10000	.02828	.058	-.2033	.0033
		FKA 300mg	-.14000	.04243	.103	-.3078	.0278
		FKA 400 mg	-.36000	.09487	.091	-.7900	.0700
		FKA 500 mg	-.20000	.07616	.253	-.5373	.1373
	asam klorogenat	Negatif	-1.52000*	.04899	.000	-1.7207	-1.3193
		Metformin	.10000	.02828	.058	-.0033	.2033
		FKA 300mg	-.04000	.04243	.921	-.2078	.1278
		FKA 400 mg	-.26000	.09487	.233	-.6900	.1700
		FKA 500 mg	-.10000	.07616	.770	-.4373	.2373
	FKA 300mg	Negatif	-1.48000*	.05831	.000	-1.6947	-1.2653
		Metformin	.14000	.04243	.103	-.0278	.3078
		asam klorogenat	.04000	.04243	.921	-.1278	.2078
		FKA 400 mg	-.22000	.10000	.365	-.6376	.1976
		FKA 500 mg	-.06000	.08246	.971	-.3893	.2693
	FKA 400 mg	Negatif	-1.26000*	.10296	.000	-1.6756	-.8444
		Metformin	.36000	.09487	.091	-.0700	.7900

			asam klorogenat	.26000	.09487	.233	-1.700	.6900
			FKA 300mg	.22000	.10000	.365	-1.976	.6376
			FKA 500 mg	.16000	.11832	.752	-.2781	.5981
	FKA 500 mg	Negatif		-1.42000*	.08602	.000	-1.7517	-1.0883
			Metformin	.20000	.07616	.253	-.1373	.5373
			asam klorogenat	.10000	.07616	.770	-.2373	.4373
			FKA 300mg	.06000	.08246	.971	-.2693	.3893
			FKA 400 mg	-.16000	.11832	.752	-.5981	.2781
Post DTL	Tukey HSD	Negatif	Metformin	1.64000*	.11776	.000	1.2759	2.0041
			asam klorogenat	1.38000*	.11776	.000	1.0159	1.7441
			FKA 300mg	1.14000*	.11776	.000	.7759	1.5041
			FKA 400 mg	.86000*	.11776	.000	.4959	1.2241
			FKA 500 mg	.52000*	.11776	.002	.1559	.8841
	Metformin	Negatif		-1.64000*	.11776	.000	-2.0041	-1.2759
			asam klorogenat	-.26000	.11776	.271	-.6241	.1041
			FKA 300mg	-.50000*	.11776	.003	-.8641	-.1359
			FKA 400 mg	-.78000*	.11776	.000	-1.1441	-.4159
			FKA 500 mg	-1.12000*	.11776	.000	-1.4841	-.7559
	asam klorogenat	Negatif		-1.38000*	.11776	.000	-1.7441	-1.0159
			Metformin	.26000	.11776	.271	-.1041	.6241
			FKA 300mg	-.24000	.11776	.351	-.6041	.1241
			FKA 400 mg	-.52000*	.11776	.002	-.8841	-.1559
			FKA 500 mg	-.86000*	.11776	.000	-1.2241	-.4959
	FKA 300mg	Negatif		-1.14000*	.11776	.000	-1.5041	-.7759
			Metformin	.50000*	.11776	.003	.1359	.8641
			asam klorogenat	.24000	.11776	.351	-.1241	.6041
			FKA 400 mg	-.28000	.11776	.204	-.6441	.0841
			FKA 500 mg	-.62000*	.11776	.000	-.9841	-.2559
	FKA 400 mg	Negatif		-.86000*	.11776	.000	-1.2241	-.4959
			Metformin	.78000*	.11776	.000	.4159	1.1441
			asam klorogenat	.52000*	.11776	.002	.1559	.8841

		FKA 300mg	.28000	.11776	.204	-.0841	.6441
		FKA 500 mg	-.34000	.11776	.077	-.7041	.0241
	FKA 500 mg	Negatif	-.52000*	.11776	.002	-.8841	-.1559
		Metformin	1.12000*	.11776	.000	.7559	1.4841
		asam klorogenat	.86000*	.11776	.000	.4959	1.2241
		FKA 300mg	.62000*	.11776	.000	.2559	.9841
		FKA 400 mg	.34000	.11776	.077	-.0241	.7041
LSD	Negatif	Metformin	1.64000*	.11776	.000	1.3970	1.8830
		asam klorogenat	1.38000*	.11776	.000	1.1370	1.6230
		FKA 300mg	1.14000*	.11776	.000	.8970	1.3830
		FKA 400 mg	.86000*	.11776	.000	.6170	1.1030
		FKA 500 mg	.52000*	.11776	.000	.2770	.7630
	Metformin	Negatif	-1.64000*	.11776	.000	-1.8830	-1.3970
		asam klorogenat	-.26000*	.11776	.037	-.5030	-.0170
		FKA 300mg	-.50000*	.11776	.000	-.7430	-.2570
		FKA 400 mg	-.78000*	.11776	.000	-1.0230	-.5370
		FKA 500 mg	-1.12000*	.11776	.000	-1.3630	-.8770
	asam klorogenat	Negatif	-1.38000*	.11776	.000	-1.6230	-1.1370
		Metformin	.26000*	.11776	.037	.0170	.5030
		FKA 300mg	-.24000	.11776	.053	-.4830	.0030
		FKA 400 mg	-.52000*	.11776	.000	-.7630	-.2770
		FKA 500 mg	-.86000*	.11776	.000	-1.1030	-.6170
	FKA 300mg	Negatif	-1.14000*	.11776	.000	-1.3830	-.8970
		Metformin	.50000*	.11776	.000	.2570	.7430
		asam klorogenat	.24000	.11776	.053	-.0030	.4830
		FKA 400 mg	-.28000*	.11776	.026	-.5230	-.0370
		FKA 500 mg	-.62000*	.11776	.000	-.8630	-.3770
	FKA 400 mg	Negatif	-.86000*	.11776	.000	-1.1030	-.6170
		Metformin	.78000*	.11776	.000	.5370	1.0230
		asam klorogenat	.52000*	.11776	.000	.2770	.7630
		FKA 300mg	.28000*	.11776	.026	.0370	.5230
		FKA 500 mg	-.34000*	.11776	.008	-.5830	-.0970

	FKA 500 mg	Negatif	-.52000*	.11776	.000	-.7630	-.2770
		Metformin	1.12000*	.11776	.000	.8770	1.3630
		asam klorogenat	.86000*	.11776	.000	.6170	1.1030
		FKA 300mg	.62000*	.11776	.000	.3770	.8630
		FKA 400 mg	.34000*	.11776	.008	.0970	.5830
Games- Howell	Negatif	Metformin	1.64000*	.13416	.000	1.1496	2.1304
		asam klorogenat	1.38000*	.12000	.000	.9310	1.8290
		FKA 300mg	1.14000*	.16125	.001	.5392	1.7408
		FKA 400 mg	.86000*	.10392	.003	.4226	1.2974
		FKA 500 mg	.52000*	.10000	.029	.0734	.9666
	Metformin	Negatif	-1.64000*	.13416	.000	-2.1304	-1.1496
		asam klorogenat	-.26000	.11662	.325	-.6938	.1738
		FKA 300mg	-.50000	.15875	.106	-1.0951	.0951
		FKA 400 mg	-.78000*	.10000	.003	-1.1976	-.3624
		FKA 500 mg	-1.12000*	.09592	.001	-1.5463	-.6937
	asam klorogenat	Negatif	-1.38000*	.12000	.000	-1.8290	-.9310
		Metformin	.26000	.11662	.325	-.1738	.6938
		FKA 300mg	-.24000	.14697	.608	-.8182	.3382
		FKA 400 mg	-.52000*	.08000	.005	-.8370	-.2030
		FKA 500 mg	-.86000*	.07483	.001	-1.1807	-.5393
	FKA 300mg	Negatif	-1.14000*	.16125	.001	-1.7408	-.5392
		Metformin	.50000	.15875	.106	-.0951	1.0951
		asam klorogenat	.24000	.14697	.608	-.3382	.8182
		FKA 400 mg	-.28000	.13416	.418	-.8696	.3096
		FKA 500 mg	-.62000*	.13115	.045	-1.2200	-.0200
	FKA 400 mg	Negatif	-.86000*	.10392	.003	-1.2974	-.4226
		Metformin	.78000*	.10000	.003	.3624	1.1976
		asam klorogenat	.52000*	.08000	.005	.2030	.8370
		FKA 300mg	.28000	.13416	.418	-.3096	.8696
		FKA 500 mg	-.34000*	.04472	.001	-.5102	-.1698
	FKA 500 mg	Negatif	-.52000*	.10000	.029	-.9666	-.0734
		Metformin	1.12000*	.09592	.001	.6937	1.5463

			asam klorogenat	.86000*	.07483	.001	.5393	1.1807
			FKA 300mg	.62000*	.13115	.045	.0200	1.2200
			FKA 400 mg	.34000*	.04472	.001	.1698	.5102
perlakuan	Tukey HSD	Negatif	Metformin	5.02400*	.16168	.000	4.5241	5.5239
			asam klorogenat	5.30400*	.16168	.000	4.8041	5.8039
			FKA 300mg	5.44400*	.16168	.000	4.9441	5.9439
			FKA 400 mg	5.70400*	.16168	.000	5.2041	6.2039
			FKA 500 mg	5.70400*	.16168	.000	5.2041	6.2039
		Metformin	Negatif	-5.02400*	.16168	.000	-5.5239	-4.5241
			asam klorogenat	.28000	.16168	.525	-.2199	.7799
			FKA 300mg	.42000	.16168	.136	-.0799	.9199
			FKA 400 mg	.68000*	.16168	.004	.1801	1.1799
			FKA 500 mg	.68000*	.16168	.004	.1801	1.1799
		asam klorogenat	Negatif	-5.30400*	.16168	.000	-5.8039	-4.8041
			Metformin	-.28000	.16168	.525	-.7799	.2199
			FKA 300mg	.14000	.16168	.951	-.3599	.6399
			FKA 400 mg	.40000	.16168	.172	-.0999	.8999
			FKA 500 mg	.40000	.16168	.172	-.0999	.8999
		FKA 300mg	Negatif	-5.44400*	.16168	.000	-5.9439	-4.9441
			Metformin	-.42000	.16168	.136	-.9199	.0799
			asam klorogenat	-.14000	.16168	.951	-.6399	.3599
			FKA 400 mg	.26000	.16168	.601	-.2399	.7599
			FKA 500 mg	.26000	.16168	.601	-.2399	.7599
		FKA 400 mg	Negatif	-5.70400*	.16168	.000	-6.2039	-5.2041
			Metformin	-.68000*	.16168	.004	-1.1799	-.1801
			asam klorogenat	-.40000	.16168	.172	-.8999	.0999
			FKA 300mg	-.26000	.16168	.601	-.7599	.2399
			FKA 500 mg	.00000	.16168	1.000	-.4999	.4999
		FKA 500 mg	Negatif	-5.70400*	.16168	.000	-6.2039	-5.2041
			Metformin	-.68000*	.16168	.004	-1.1799	-.1801
			asam klorogenat	-.40000	.16168	.172	-.8999	.0999

		FKA 300mg			- .26000	.16168	.601		- .7599	.2399
		FKA 400 mg			.00000	.16168	1.00 0		- .4999	.4999
LSD	Negatif	Metformin			5.02400*	.16168	.000		4.6903	5.3577
		asam klorogenat			5.30400*	.16168	.000		4.9703	5.6377
		FKA 300mg			5.44400*	.16168	.000		5.1103	5.7777
		FKA 400 mg			5.70400*	.16168	.000		5.3703	6.0377
		FKA 500 mg			5.70400*	.16168	.000		5.3703	6.0377
	Metformin	Negatif			-5.02400*	.16168	.000		-5.3577	-4.6903
		asam klorogenat			.28000	.16168	.096		-.0537	.6137
		FKA 300mg			.42000*	.16168	.016		.0863	.7537
		FKA 400 mg			.68000*	.16168	.000		.3463	1.0137
		FKA 500 mg			.68000*	.16168	.000		.3463	1.0137
	asam klorogenat	Negatif			-5.30400*	.16168	.000		-5.6377	-4.9703
		Metformin			-.28000	.16168	.096		-.6137	.0537
		FKA 300mg			.14000	.16168	.395		-.1937	.4737
		FKA 400 mg			.40000*	.16168	.021		.0663	.7337
		FKA 500 mg			.40000*	.16168	.021		.0663	.7337
	FKA 300mg	Negatif			-5.44400*	.16168	.000		-5.7777	-5.1103
		Metformin			-.42000*	.16168	.016		-.7537	-.0863
		asam klorogenat			-.14000	.16168	.395		-.4737	.1937
		FKA 400 mg			.26000	.16168	.121		-.0737	.5937
		FKA 500 mg			.26000	.16168	.121		-.0737	.5937
	FKA 400 mg	Negatif			-5.70400*	.16168	.000		-6.0377	-5.3703
		Metformin			-.68000*	.16168	.000		-1.0137	-.3463
		asam klorogenat			-.40000*	.16168	.021		-.7337	-.0663
		FKA 300mg			-.26000	.16168	.121		-.5937	.0737
		FKA 500 mg			.00000	.16168	1.00 0		-.3337	.3337
	FKA 500 mg	Negatif			-5.70400*	.16168	.000		-6.0377	-5.3703
		Metformin			-.68000*	.16168	.000		-1.0137	-.3463
		asam klorogenat			-.40000*	.16168	.021		-.7337	-.0663

		FKA 300mg		-26000	.16168	.121	-5937	.0737
		FKA 400 mg		.00000	.16168	1.00 0	-.3337	.3337
Games- Howell	Negatif	Metformin		5.02400*	.26005	.000	3.9513	6.0967
		asam klorogenat		5.30400*	.23964	.000	4.1760	6.4320
		FKA 300mg		5.44400*	.24005	.000	4.3181	6.5699
		FKA 400 mg		5.70400*	.25185	.000	4.6191	6.7889
		FKA 500 mg		5.70400*	.24582	.000	4.6023	6.8057
Metformin	Negatif	asam klorogenat		-5.02400*	.26005	.000	-6.0967	-3.9513
		FKA 300mg		.28000	.10488	.251	-.1991	.7591
		FKA 400 mg		.42000	.10583	.077	-.0555	.8955
		FKA 400 mg		.68000*	.13038	.008	.1961	1.1639
		FKA 500 mg		.68000*	.11832	.008	.2174	1.1426
asam klorogenat	Negatif	Metformin		-5.30400*	.23964	.000	-6.4320	-4.1760
		FKA 300mg		-.28000	.10488	.251	-.7591	.1991
		FKA 400 mg		.14000*	.03162	.020	.0233	.2567
		FKA 400 mg		.40000*	.08246	.037	.0313	.7687
		FKA 500 mg		.40000*	.06164	.009	.1354	.6646
FKA 300mg	Negatif	Metformin		-5.44400*	.24005	.000	-6.5699	-4.3181
		asam klorogenat		-.42000	.10583	.077	-.8955	.0555
		FKA 400 mg		-.14000*	.03162	.020	-.2567	-.0233
		FKA 400 mg		.26000	.08367	.156	-.1051	.6251
		FKA 500 mg		.26000	.06325	.052	-.0022	.5222
FKA 400 mg	Negatif	Metformin		-5.70400*	.25185	.000	-6.7889	-4.6191
		asam klorogenat		-.68000*	.13038	.008	-1.1639	-.1961
		FKA 300mg		-.40000*	.08246	.037	-.7687	-.0313
		FKA 400 mg		-.26000	.08367	.156	-.6251	.1051
		FKA 500 mg		.00000	.09899	1.00 0	-.3704	.3704
FKA 500 mg	Negatif	Metformin		-5.70400*	.24582	.000	-6.8057	-4.6023
		asam klorogenat		-.68000*	.11832	.008	-1.1426	-.2174
		asam klorogenat		-.40000*	.06164	.009	-.6646	-.1354

FKA 300mg	-26000	.06325	.052	-5222	.0022
FKA 400 mg	.00000	.09899	1.00 0	-.3704	.3704

*. The mean difference is significant at the 0.05 level.

Paired Samples Statistics

	Mean	N	Std. Deviation	Std. Error Mean	
Pair 1	Induksi DTL negatif	9.0800	5	.21679	.09695
	Post negatif	9.8840	5	.53398	.23880
Pair 2	Induksi DTL Metformin	7.4400	5	.20736	.09274
	Post Metformin	4.8600	5	.23022	.10296
Pair 3	Induksi DTL as.Klorogenat	7.7000	5	.15811	.07071
	Post As.Klorogenat	4.5800	5	.04472	.02000
Pair 4	Induksi DTL FKA 300 mg	7.9400	5	.28810	.12884
	Post FKA 300 mg	4.4400	5	.05477	.02449
Pair 5	Induksi DTL FKA 400 mg	8.2200	5	.08367	.03742
	Post FKA 400 mg	4.1800	5	.17889	.08000
Pair 6	Induksi DTI FKA 500 mg	8.5600	5	.05477	.02449
	Post FKA 500 mg	4.1800	5	.13038	.05831

Paired Samples Correlations

	N	Correlation	Sig.	
Pair 1	Induksi DTL negatif & Post negatif	5	-.893	.041
Pair 2	Induksi DTL Metformin & Post Metformin	5	-.587	.299
Pair 3	Induksi DTL as.Klorogenat & Post As.Klorogenat	5	.000	1.000
Pair 4	Induksi DTL FKA 300 mg & Post FKA 300 mg	5	-.919	.027
Pair 5	Induksi DTL FKA 400 mg & Post FKA 400 mg	5	.535	.353
Pair 6	Induksi DTI FKA 500 mg & Post FKA 500 mg	5	-.490	.402

Paired Samples Test

	Paired Differences					t	df	Sig. (2-tailed)	
	Mean	Std. Deviation	Std. Error Mean	95% Confidence Interval of the Difference					
				Lower	Upper				
Pair 1	Induksi DTL negatif - Post negatif	-1.80400	.73412	.32831	-1.71553	.10753	-2.449	4	.071
Pair 2	Induksi DTL Metformin - Post Metformin	2.58000	.38987	.17436	2.09591	3.06409	14.797	4	.000
Pair 3	Induksi DTL as.Klorogenat - Post As.Klorogenat	3.12000	.16432	.07348	2.91597	3.32403	42.458	4	.000
Pair 4	Induksi DTL FKA 300 mg - Post FKA 300 mg	3.50000	.33912	.15166	3.07893	3.92107	23.078	4	.000
Pair 5	Induksi DTL FKA 400 mg - Post FKA 400 mg	4.04000	.15166	.06782	3.85169	4.22831	59.567	4	.000
Pair 6	Induksi DTI FKA 500 mg - Post FKA 500 mg	4.38000	.16432	.07348	4.17597	4.58403	59.604	4	.000

T-Test

[DataSet1] C:\Users\LENOVO\Documents\homa ir ttest baru.sav

One-Sample Statistics

	N	Mean	Std. Deviation	Std. Error Mean
pre negatif	5	5.3000	.10000	.04472
pre Metformin	5	3.6800	.04472	.02000
Pre as.Klorogenat	5	3.7800	.04472	.02000
pre FKA 300 mg	5	3.8200	.08367	.03742
pre FKA 400 mg	5	4.0400	.20736	.09274
pre FKA 500 mg	5	3.8800	.16432	.07348
Induksi DTL negatif	5	9.0800	.21679	.09695
Induksi DTL Metformin	5	7.4400	.20736	.09274
Induksi DTL as.Klorogenat	5	7.7000	.15811	.07071
Induksi DTL FKA 300 mg	5	7.9400	.28810	.12884
Induksi DTL FKA 400 mg	5	8.2200	.08367	.03742
Induksi DTI FKA 500 mg	5	8.5600	.05477	.02449
Post negatif	5	9.8840	.53398	.23880
Post Metformin	5	4.8600	.23022	.10296
Post As.Klorogenat	5	4.5800	.04472	.02000
Post FKA 300 mg	5	4.4400	.05477	.02449
Post FKA 400 mg	5	4.1800	.17889	.08000
Post FKA 500 mg	5	4.1800	.13038	.05831

One-Sample Test

	Test Value = 0					
	t	df	Sig. (2-tailed)	Mean Difference	95% Confidence Interval of the Difference	
					Lower	Upper
pre negatif	118.512	4	.000	5.30000	5.1758	5.4242
pre Metformin	184.000	4	.000	3.68000	3.6245	3.7355
Pre as.Klorogenat	189.000	4	.000	3.78000	3.7245	3.8355
pre FKA 300 mg	102.094	4	.000	3.82000	3.7161	3.9239
pre FKA 400 mg	43.564	4	.000	4.04000	3.7825	4.2975
pre FKA 500 mg	52.800	4	.000	3.88000	3.6760	4.0840
Induksi DTL negatif	93.653	4	.000	9.08000	8.8108	9.3492
Induksi DTL Metformin	80.228	4	.000	7.44000	7.1825	7.6975
Induksi DTL as.Klorogenat	108.894	4	.000	7.70000	7.5037	7.8963
Induksi DTL FKA 300 mg	61.626	4	.000	7.94000	7.5823	8.2977
Induksi DTL FKA 400 mg	219.689	4	.000	8.22000	8.1161	8.3239
Induksi DTI FKA 500 mg	349.461	4	.000	8.56000	8.4920	8.6280
Post negatif	41.390	4	.000	9.88400	9.2210	10.5470
Post Metformin	47.204	4	.000	4.86000	4.5741	5.1459
Post As.Klorogenat	229.000	4	.000	4.58000	4.5245	4.6355
Post FKA 300 mg	181.262	4	.000	4.44000	4.3720	4.5080
Post FKA 400 mg	52.250	4	.000	4.18000	3.9579	4.4021
Post FKA 500 mg	71.686	4	.000	4.18000	4.0181	4.3419

Descriptives

Notes		
Output Created		01-Nov-2022 17:53:09
Comments		
Input	Data	C:\Users\LENOVO\Documents\homa ir ttest baru.sav
	Active Dataset	DataSet1
	Filter	<none>
	Weight	<none>
	Split File	<none>
	N of Rows in Working Data File	5
Missing Value Handling	Definition of Missing	User defined missing values are treated as missing.
	Cases Used	All non-missing data are used.
Syntax		DESCRIPTIVES VARIABLES=prenegatif premetformin preasamklorogenat prefka330mg frefka400mg frefka500mg induksidtlnegatif induksidtlmetformin induksidtlasklorogenat induksidtlfka300mg induksifka400mg induksifka500mg postnegatif postmetformin postasamklorogenat postfka300mg postfka400mg postfka500mg /STATISTICS=MEAN STDDEV MIN MAX.
Resources	Processor Time	00:00:00.031
	Elapsed Time	00:00:00.007

[DataSet1] C:\Users\LENOVO\Documents\homa ir ttest baru.sav

Descriptive Statistics

	N	Minimum	Maximum	Mean	Std. Deviation
pre negatif	5	5.20	5.40	5.3000	.10000
pre Metformin	5	3.60	3.70	3.6800	.04472
Pre as.Klorogenat	5	3.70	3.80	3.7800	.04472
pre FKA 300 mg	5	3.70	3.90	3.8200	.08367
pre FKA 400 mg	5	3.90	4.40	4.0400	.20736
pre FKA 500 mg	5	3.70	4.10	3.8800	.16432
Induksi DTL negatif	5	8.80	9.30	9.0800	.21679
Induksi DTL Metformin	5	7.30	7.80	7.4400	.20736
Induksi DTL as.Klorogenat	5	7.50	7.90	7.7000	.15811
Induksi DTL FKA 300 mg	5	7.50	8.20	7.9400	.28810
Induksi DTL FKA 400 mg	5	8.10	8.30	8.2200	.08367
Induksi DTI FKA 500 mg	5	8.50	8.60	8.5600	.05477
Post negatif	5	9.24	10.62	9.8840	.53398
Post Metformin	5	4.60	5.10	4.8600	.23022
Post As.Klorogenat	5	4.50	4.60	4.5800	.04472
Post FKA 300 mg	5	4.40	4.50	4.4400	.05477
Post FKA 400 mg	5	3.90	4.30	4.1800	.17889
Post FKA 500 mg	5	4.10	4.40	4.1800	.13038
Valid N (listwise)	5				

HASIL ANALISIS STATISTIK EKSPRESI GEN GLUT-4

Descriptive Statistics

	N	Mean	Std. Deviation	Minimum	Maximum
pre Negatif	5	8.1978E5	81979.42538	7.18E5	9.09E5
Pre metformin	5	6.8012E5	32219.94840	6.42E5	7.17E5
Pre asam klorogenat	5	5.2829E5	57007.86980	4.68E5	5.95E5
Pre FKA 300mg	5	4.1748E5	56523.15477	3.44E5	4.64E5
Pre FKA 400 mg	5	2.7417E5	44547.90381	2.33E5	3.40E5
Pre FKA 500 mg	5	1.7201E5	55453.27523	1.05E5	2.19E5
Induksi DTL negatif	5	.00006200	.000077589	.000020	.000200
Induksi DTL metformin	5	.00014200	.000200425	.000040	.000500
Induksi DTL asam klorogenat	5	.00022400	.000322071	.000070	.000800
Induksi DTL 300 mg	5	.00120400	.001026781	.000010	.002600
Induksi DTL 400 mg	5	.00456880	.002164674	.002458	.007700
Induksi DTL 500 mg	5	.01796060	.019159545	.001200	.045050
Post Negatif	5	.00003000	.000039370	.000010	.000100
Post Metformin	5	1.928E5	61528.5491	118578.0	282064.0
Post asam klorogenat	5	1.490E5	54495.9141	111558.0	240868.0
Post FKA 300 mg	5	1.519E5	24034.3793	138763.0	194708.0
Post FKA 400 mg	5	1.495E5	74079.9298	105764.0	281409.0
Post FKA 500 mg	5	1.447E5	39034.5873	101543.0	200623.0

One-Sample Kolmogorov-Smirnov Test

	pre Negatif	Pre metformin	Pre asam klorogenat	Pre FKA 300mg	Pre FK A 400 mg	Pre FK A 500 mg	Induksi DTL negatif	Induksi DTL metformin	Induksi DTL asam klorogenat	Induksi DTL 300 mg	Induksi DTL 400 mg	Induksi DTL 500 mg	Post Negatif	Post Metformin	Post asam klorogenat	Post FKA 300 mg	Post FKA 400 mg	Post FKA 500 mg
N	5	5	5	5	5	5	5	5	5	5	5	5	5	5	5	5	5	5
Normal Parameter																		
Mean	8.1978E5	124.2000	288.2000	400.0000	600.0000	2000.0000	06200	0014200	0022400	20400	56880	96060	03000	2775.600	148986.400	151878.600	149481.200	144728.000
Std. Deviation	8.19794E4	19.94840	07.86980	15477	03817523	077589	0200425	00322071	026781	64674	59545	039370	528.5491	54495.9141	24034.3793	74079.9298	39034.5873	
Absolute Most Extreme Differences																		
Positive	.254	.204	.235	.322	.211	.302	.412	.440	.461	.175	.210	.327	.400	.193	.290	.426	.431	.187
Negative	.206	.204	.235	.207	.211	.233	.412	.440	.461	.175	.210	.327	.400	.193	.290	.426	.431	.187
Kolmogorov-Smirnov Z	-.254	-.176	-.169	-.322	.177	.302	-.294	-.305	-.316	-.133	-.165	-.191	-.306	-.132	-.246	-.293	-.278	-.168
Asymp. Sig. (2-tailed)	.567	.456	.525	.720	.473	.675	.920	.985	1.032	.390	.469	.732	.895	.431	.648	.954	.964	.419
	.904	.985	.946	.677	.979	.753	.365	.287	.238	.998	.980	.658	.400	.993	.795	.323	.311	.995

T-Test

Notes

Output Created		01-Nov-2022 18:50:50
Comments		
Input	Data	C:\Users\LENOVO\Downloads\proposal disertasi\SPSS baru\ttest ekspresi gen baru.sav
	Active Dataset	DataSet1
	Filter	<none>
	Weight	<none>
	Split File	<none>
	N of Rows in Working Data File	5
Missing Value Handling	Definition of Missing	User defined missing values are treated as missing.
	Cases Used	Statistics for each analysis are based on the cases with no missing or out-of-range data for any variable in the analysis.
Syntax		T-TEST PAIRS=induksidtlnegatif induksidtlmetformin induksidtlasamklorogenat induksidtlfka300mg induksidtlfka400mg induksidtlfka500mg WITH postnegatif postmetformin postasamklorogenat postfka300mg postfka400mg postfka500mg (PAIRED) /CRITERIA=CI(.9500) /MISSING=ANALYSIS.
Resources	Processor Time	00:00:00.000
	Elapsed Time	00:00:00.003

```
[DataSet1] C:\Users\LENOVO\Downloads\proposal disertasi\SPSS baru\ttest e
kspresi gen baru.sav
```

Paired Samples Statistics

		Mean	N	Std. Deviation	Std. Error Mean
Pair 1	Induksi DTL negatif	.00006200	5	.000077589	.000034699
	Post Negatif	.00003000	5	.000039370	.000017607
Pair 2	Induksi DTL metformin	.00014200	5	.000200425	.000089633
	Post Metformin	1.928E5	5	61528.5491	27516.4037
Pair 3	Induksi DTL asam klorogenat	.00022400	5	.000322071	.000144035
	Post asam klorogenat	1.490E5	5	54495.9141	24371.3137
Pair 4	Induksi DTL 300 mg	.00120400	5	.001026781	.000459191
	Post FKA 300 mg	1.519E5	5	24034.3793	10748.5012
Pair 5	Induksi DTL 400 mg	.00456880	5	.002164674	.000968072
	Post FKA 400 mg	1.495E5	5	74079.9298	33129.5517
Pair 6	Induksi DTL 500 mg	.01796060	5	.019159545	.008568409
	Post FKA 500 mg	1.447E5	5	39034.5873	17456.7981

Paired Samples Correlations

		N	Correlation	Sig.
Pair 1	Induksi DTL negatif & Post Negatif	5	.982	.003
Pair 2	Induksi DTL metformin & Post Metformin	5	.105	.867
Pair 3	Induksi DTL asam klorogenat & Post asam klorogenat	5	-.378	.531
Pair 4	Induksi DTL 300 mg & Post FKA 300 mg	5	-.711	.178
Pair 5	Induksi DTL 400 mg & Post FKA 400 mg	5	-.410	.494
Pair 6	Induksi DTL 500 mg & Post FKA 500 mg	5	-.420	.481

Paired Samples Test

		Paired Differences					t	df	Sig. (2-tailed)
		Mean	Std. Deviation	Std. Error Mean	95% Confidence Interval of the Difference				
					Lower	Upper			
Pair 1	Induksi DTL negatif - Post Negatif	.000032000	.000039623	.000017720	-.000017199	.000081199	1.806	4	.145
Pair 2	Induksi DTL metformin - Post Metformin	-1.927755999 E5	6.152854904E4	2.751640364E4	-2.691733841E5	-1.163778157E5	-7.006	4	.002
Pair 3	Induksi DTL asam klorogenat - Post asam klorogenat	-1.489863998 E5	5.449591418E4	2.437131372E4	-2.166520145E5	-8.132078509E4	-6.113	4	.004
Pair 4	Induksi DTL 300 mg - Post FKA 300 mg	-1.518785988 E5	2.403438003E4	1.074850151E4	-1.817212232E5	-1.220359744E5	-14.130	4	.000
Pair 5	Induksi DTL 400 mg - Post FKA 400 mg	-1.494811954 E5	7.407993064E4	3.312955214E4	-2.414635783E5	-5.749881256E4	-4.512	4	.011
Pair 6	Induksi DTL 500 mg - Post FKA 500 mg	-1.447279820 E5	3.903459538E4	1.745680175E4	-1.931958338E5	-9.626013027E4	-8.291	4	.001

T-Test

Notes

Output Created		01-Nov-2022 18:50:04
Comments		
Input	Data	C:\Users\LENOVO\Downloads\proposal disertasi\SPSS baru\ttest ekspresi gen baru.sav
	Active Dataset	DataSet1
	Filter	<none>
	Weight	<none>
	Split File	<none>
	N of Rows in Working Data File	5
Missing Value Handling	Definition of Missing	User defined missing values are treated as missing.
	Cases Used	Statistics for each analysis are based on the cases with no missing or out-of-range data for any variable in the analysis.
Syntax		<pre>T-TEST /TESTVAL=0 /MISSING=ANALYSIS /VARIABLES=prenegatif premetformin preasamklorogenat prefka300mg prefka400mg prefka500mg induksidtlnegatif induksidtlmetformin induksidtlasamklorogenat induksidtlfka300mg induksidtlfka400mg induksidtlfka500mg postnegatif postmetformin postasamklorogenat postfka300mg postfka400mg postfka500mg /CRITERIA=CI(.9500).</pre>
Resources	Processor Time	00:00:00.000
	Elapsed Time	00:00:00.000

[DataSet1] C:\Users\LENOVO\Downloads\proposal disertasi\SPSS baru\ttest e
kspresi gen baru.sav

One-Sample Statistics

	N	Mean	Std. Deviation	Std. Error Mean
pre Negatif	5	8.1978E5	81979.42538	36662.31358
Pre metformin	5	6.8012E5	32219.94840	14409.19897
Pre asam klorogenat	5	5.2829E5	57007.86980	25494.69443
Pre FKA 300mg	5	4.1748E5	56523.15477	25277.92327
Pre FKA 400 mg	5	2.7417E5	44547.90381	19922.42824
Pre FKA 500 mg	5	1.7201E5	55453.27523	24799.45860
Induksi DTL negatif	5	.00006200	.000077589	.000034699
Induksi DTL metformin	5	.00014200	.000200425	.000089633
Induksi DTL asam klorogenat	5	.00022400	.000322071	.000144035
Induksi DTL 300 mg	5	.00120400	.001026781	.000459191
Induksi DTL 400 mg	5	.00456880	.002164674	.000968072
Induksi DTL 500 mg	5	.01796060	.019159545	.008568409
Post Negatif	5	.00003000	.000039370	.000017607
Post Metformin	5	1.928E5	61528.5491	27516.4037
Post asam klorogenat	5	1.490E5	54495.9141	24371.3137
Post FKA 300 mg	5	1.519E5	24034.3793	10748.5012
Post FKA 400 mg	5	1.495E5	74079.9298	33129.5517
Post FKA 500 mg	5	1.447E5	39034.5873	17456.7981

One-Sample Test

	Test Value = 0					
	t	df	Sig. (2-tailed)	Mean Difference	95% Confidence Interval of the Difference	
					Lower	Upper
pre Negatif	22.360	4	.000	8.19776E5	717985.2989	921567.1011
Pre metformin	47.201	4	.000	6.80124E5	640117.8501	720130.5499
Pre asam klorogenat	20.721	4	.000	5.28288E5	457503.5805	599072.8195

Pre FKA 300mg	16.516	4	.000	4.17480E5	347297.6337	487663.1663
Pre FKA 400 mg	13.762	4	.000	2.74172E5	218858.0716	329485.1284
Pre FKA 500 mg	6.936	4	.002	1.72005E5	103150.8646	240859.5354
Induksi DTL negatif	1.787	4	.149	.000062000	-.00003434	.00015834
Induksi DTL metformin	1.584	4	.188	.000142000	-.00010686	.00039086
Induksi DTL asam klorogenat	1.555	4	.195	.000224000	-.00017590	.00062390
Induksi DTL 300 mg	2.622	4	.059	.001204000	-.00007092	.00247892
Induksi DTL 400 mg	4.719	4	.009	.004568800	.00188100	.00725660
Induksi DTL 500 mg	2.096	4	.104	.017960600	-.00582912	.04175032
Post Negatif	1.704	4	.164	.000030000	-.00001888	.00007888
Post Metformin	7.006	4	.002	192775.6000	116377.816	269173.384
Post asam klorogenat	6.113	4	.004	148986.4000	81320.785	216652.015
Post FKA 300 mg	14.130	4	.000	151878.6000	122035.977	181721.223
Post FKA 400 mg	4.512	4	.011	149481.2000	57498.818	241463.582
Post FKA 500 mg	8.291	4	.001	144728.0000	96260.158	193195.842

Descriptives

Notes

Output Created		01-Nov-2022 18:49:18
Comments		
Input	Data	C:\Users\LENOVO\Downloads\proposal disertasi\SPSS baru\ttest ekspresi gen baru.sav
	Active Dataset	DataSet1
	Filter	<none>
	Weight	<none>
	Split File	<none>
	N of Rows in Working Data File	5
Missing Value Handling	Definition of Missing	User defined missing values are treated as missing.
	Cases Used	All non-missing data are used.
Syntax		DESCRIPTIVES VARIABLES=prenegatif premetformin preasamklorogenat prefka300mg prefka400mg prefka500mg induksidtlnegatif induksidtlmetformin induksidtlasamklorogenat induksidtlfka300mg induksidtlfka400mg induksidtlfka500mg postnegatif postmetformin postasamklorogenat postfka300mg postfka400mg postfka500mg /STATISTICS=MEAN STDDEV MIN MAX.
Resources	Processor Time	00:00:00.000
	Elapsed Time	00:00:00.000

[DataSet1] C:\Users\LENOVO\Downloads\proposal disertasi\SPSS baru\ttest e kspresi gen baru.sav

Descriptive Statistics

	N	Minimum	Maximum	Mean	Std. Deviation
pre Negatif	5	7.18E5	9.09E5	8.1978E5	81979.42538
Pre metformin	5	6.42E5	7.17E5	6.8012E5	32219.94840
Pre asam klorogenat	5	4.68E5	5.95E5	5.2829E5	57007.86980
Pre FKA 300mg	5	3.44E5	4.64E5	4.1748E5	56523.15477
Pre FKA 400 mg	5	2.33E5	3.40E5	2.7417E5	44547.90381
Pre FKA 500 mg	5	1.05E5	2.19E5	1.7201E5	55453.27523
Induksi DTL negatif	5	.000020	.000200	.00006200	.000077589
Induksi DTL metformin	5	.000040	.000500	.00014200	.000200425
Induksi DTL asam klorogenat	5	.000070	.000800	.00022400	.000322071
Induksi DTL 300 mg	5	.000010	.002600	.00120400	.001026781
Induksi DTL 400 mg	5	.002458	.007700	.00456880	.002164674
Induksi DTL 500 mg	5	.001200	.045050	.01796060	.019159545
Post Negatif	5	.000010	.000100	.00003000	.000039370
Post Metformin	5	118578.0	282064.0	1.928E5	61528.5491
Post asam klorogenat	5	111558.0	240868.0	1.490E5	54495.9141
Post FKA 300 mg	5	138763.0	194708.0	1.519E5	24034.3793
Post FKA 400 mg	5	105764.0	281409.0	1.495E5	74079.9298
Post FKA 500 mg	5	101543.0	200623.0	1.447E5	39034.5873
Valid N (listwise)	5				

HASIL STATISTIK ANAVA

```

ONEWAY pre induksidtl post BY kelompok
  /STATISTICS DESCRIPTIVES HOMOGENEITY
  /MISSING ANALYSIS

  /POSTHOC=SNK TUKEY DUNCAN LSD GH ALPHA(0.05) .
    
```

Oneway

Notes		
Output Created		01-Nov-2022 19:01:22
Comments		
Input	Data	C:\Users\LENOVO\Documents\ekspresi gen ANAVA.sav
	Active Dataset	DataSet0
	Filter	<none>
	Weight	<none>
	Split File	<none>
	N of Rows in Working Data File	30
Missing Value Handling	Definition of Missing	User-defined missing values are treated as missing.
	Cases Used	Statistics for each analysis are based on cases with no missing data for any variable in the analysis.
Syntax		ONEWAY pre induksidtl post BY kelompok /STATISTICS DESCRIPTIVES HOMOGENEITY /MISSING ANALYSIS /POSTHOC=SNK TUKEY DUNCAN LSD GH ALPHA(0.05).
Resources	Processor Time	00:00:00.125
	Elapsed Time	00:00:00.143

[DataSet0] C:\Users\LENOVO\Documents\ekspresi gen ANAVA.sav

Descriptives

		N	Mean	Std. Deviation	Std. Error	95% Confidence Interval for Mean		Minimum	Maximum
						Lower Bound	Upper Bound		
pre	negatif	5	8.198E5	81979.4254	3.6662E4	717985.299	921567.101	718159.0	908692.0
	Metformin	5	6.801E5	32219.9484	1.4409E4	640117.850	720130.550	641799.0	717196.0
	FKA 300 mg	5	5.283E5	57007.8698	2.5495E4	457503.580	599072.820	467646.0	594834.0
	fka 300 mg	5	4.175E5	56523.1548	2.5278E4	347297.634	487663.166	344427.0	463836.0
	fka 400 mg	5	2.742E5	44547.9038	1.9922E4	218858.072	329485.128	232843.0	339907.0
	fka 500 mg	5	1.720E5	55453.2752	2.4799E4	103150.865	240859.535	105436.0	219164.0
	Total	30	4.820E5	232805.6869	4.2504E4	395043.228	568905.372	105436.0	908692.0
Induksi DTL	negatif	5	.00006200	.000077589	.000034699	-.00003434	.00015834	.000020	.000200
	Metformin	5	.00014200	.000200425	.000089633	-.00010686	.00039086	.000040	.000500
	FKA 300 mg	5	.00022400	.000322071	.000144035	-.00017590	.00062390	.000070	.000800
	fka 300 mg	5	.00120400	.001026781	.000459191	-.00007092	.00247892	.000010	.002600
	fka 400 mg	5	.00456880	.002164674	.000968072	.00188100	.00725660	.002458	.007700
	fka 500 mg	5	.01796060	.019159545	.008568409	-.00582912	.04175032	.001200	.045050
	Total	30	.00402690	.009703073	.001771531	.00040371	.00765009	.000010	.045050
Post	negatif	5	.00003000	.000039370	.000017607	-.00001888	.00007888	.000010	.000100
	Metformin	5	1.92775600E5	6.152854906E4	2.751640365E4	1.16377816E5	2.69173384E5	1.185780E5	2.820640E5
	FKA 300 mg	5	1.48986400E5	5.449591406E4	2.437131367E4	8.13207855E4	2.16652015E5	1.115580E5	2.408680E5
	fka 300 mg	5	1.51878600E5	2.403437930E4	1.074850118E4	1.22035977E5	1.81721223E5	1.387630E5	1.947080E5
	fka 400 mg	5	1.49481200E5	7.407992976E4	3.312955174E4	5.74988182E4	2.41463582E5	1.057640E5	2.814090E5
	fka 500 mg	5	1.44728000E5	3.903458733E4	1.745679815E4	9.62601582E4	1.93195842E5	1.015430E5	2.006230E5
	Total	30	1.31308300E5	7.627298571E4	1.392547827E4	1.02827499E5	1.59789101E5	.000010	2.820640E5

Test of Homogeneity of Variances

	Levene Statistic	df1	df2	Sig.
pre	2.604	5	24	.051
Induksi DTL	28.444	5	24	.000
Post	2.287	5	24	.078

ANOVA

		Sum of Squares	df	Mean Square	F	Sig.
pre	Between Groups	1.495E12	5	2.989E11	93.113	.000
	Within Groups	7.705E10	24	3.211E9		
	Total	1.572E12	29			
Induksi DTL	Between Groups	.001	5	.000	3.984	.009
	Within Groups	.001	24	.000		
	Total	.003	29			
Post	Between Groups	1.113E11	5	2.227E10	9.313	.000
	Within Groups	5.738E10	24	2.391E9		
	Total	1.687E11	29			

Post Hoc Tests

Multiple Comparisons

Dependent Variable				Mean Difference (I-J)	Std. Error	Sig.	95% Confidence Interval	
(I) Kelompok	(J) Kelompok						Lower Bound	Upper Bound
pre	Tukey HSD	negatif	Metformin	139652.0000 [*]	3.5836E4	.008	28850.091	250453.909
			FKA 300 mg	291488.0000 [*]	3.5836E4	.000	180686.091	402289.909
			fka 300 mg	402295.8000 [*]	3.5836E4	.000	291493.891	513097.709
			fka 400 mg	545604.6000 [*]	3.5836E4	.000	434802.691	656406.509
			fka 500 mg	647771.0000 [*]	3.5836E4	.000	536969.091	758572.909
	Metformin	negatif		-1.3965E5 [*]	3.5836E4	.008	-250453.909	-28850.091
			FKA 300 mg	151836.0000 [*]	3.5836E4	.003	41034.091	262637.909
			fka 300 mg	262643.8000 [*]	3.5836E4	.000	151841.891	373445.709
			fka 400 mg	405952.6000 [*]	3.5836E4	.000	295150.691	516754.509
			fka 500 mg	508119.0000 [*]	3.5836E4	.000	397317.091	618920.909
	FKA 300 mg	negatif		-2.9149E5 [*]	3.5836E4	.000	-402289.909	-180686.091
			Metformin	-1.5184E5 [*]	3.5836E4	.003	-262637.909	-41034.091
			fka 300 mg	110807.8000 [*]	3.5836E4	.050	5.891	221609.709
			fka 400 mg	254116.6000 [*]	3.5836E4	.000	143314.691	364918.509
			fka 500 mg	356283.0000 [*]	3.5836E4	.000	245481.091	467084.909
	fka 300 mg	negatif		-4.0230E5 [*]	3.5836E4	.000	-513097.709	-291493.891
			Metformin	-2.6264E5 [*]	3.5836E4	.000	-373445.709	-151841.891
			FKA 300 mg	-1.1081E5 [*]	3.5836E4	.050	-221609.709	-5.891
			fka 400 mg	143308.8000 [*]	3.5836E4	.006	32506.891	254110.709
			fka 500 mg	245475.2000 [*]	3.5836E4	.000	134673.291	356277.109
fka 400 mg	negatif		-5.4560E5 [*]	3.5836E4	.000	-656406.509	-434802.691	
		Metformin	-4.0595E5 [*]	3.5836E4	.000	-516754.509	-295150.691	
		FKA 300 mg	-2.5412E5 [*]	3.5836E4	.000	-364918.509	-143314.691	
		fka 300 mg	-1.4331E5 [*]	3.5836E4	.006	-254110.709	-32506.891	
		fka 500 mg	102166.4000	3.5836E4	.083	-8635.509	212968.309	

	fka 500 mg	negatif	-6.4777E5 ⁺	3.5836E4	.000	-758572.909	-536969.091
		Metformin	-5.0812E5 ⁺	3.5836E4	.000	-618920.909	-397317.091
		FKA 300 mg	-3.5628E5 ⁺	3.5836E4	.000	-467084.909	-245481.091
		fka 300 mg	-2.4548E5 ⁺	3.5836E4	.000	-356277.109	-134673.291
		fka 400 mg	-102166.4000	3.5836E4	.083	-212968.309	8635.509
LSD	negatif	Metformin	139652.0000 ⁺	3.5836E4	.001	65690.489	213613.511
		FKA 300 mg	291488.0000 ⁺	3.5836E4	.000	217526.489	365449.511
		fka 300 mg	402295.8000 ⁺	3.5836E4	.000	328334.289	476257.311
		fka 400 mg	545604.6000 ⁺	3.5836E4	.000	471643.089	619566.111
		fka 500 mg	647771.0000 ⁺	3.5836E4	.000	573809.489	721732.511
	Metformin	negatif	-1.3965E5 ⁺	3.5836E4	.001	-213613.511	-65690.489
		FKA 300 mg	151836.0000 ⁺	3.5836E4	.000	77874.489	225797.511
		fka 300 mg	262643.8000 ⁺	3.5836E4	.000	188682.289	336605.311
		fka 400 mg	405952.6000 ⁺	3.5836E4	.000	331991.089	479914.111
		fka 500 mg	508119.0000 ⁺	3.5836E4	.000	434157.489	582080.511
	FKA 300 mg	negatif	-2.9149E5 ⁺	3.5836E4	.000	-365449.511	-217526.489
		Metformin	-1.5184E5 ⁺	3.5836E4	.000	-225797.511	-77874.489
		fka 300 mg	110807.8000 ⁺	3.5836E4	.005	36846.289	184769.311
		fka 400 mg	254116.6000 ⁺	3.5836E4	.000	180155.089	328078.111
		fka 500 mg	356283.0000 ⁺	3.5836E4	.000	282321.489	430244.511
	fka 300 mg	negatif	-4.0230E5 ⁺	3.5836E4	.000	-476257.311	-328334.289
		Metformin	-2.6264E5 ⁺	3.5836E4	.000	-336605.311	-188682.289
		FKA 300 mg	-1.1081E5 ⁺	3.5836E4	.005	-184769.311	-36846.289
		fka 400 mg	143308.8000 ⁺	3.5836E4	.001	69347.289	217270.311
		fka 500 mg	245475.2000 ⁺	3.5836E4	.000	171513.689	319436.711
	fka 400 mg	negatif	-5.4560E5 ⁺	3.5836E4	.000	-619566.111	-471643.089
		Metformin	-4.0595E5 ⁺	3.5836E4	.000	-479914.111	-331991.089
		FKA 300 mg	-2.5412E5 ⁺	3.5836E4	.000	-328078.111	-180155.089
		fka 300 mg	-1.4331E5 ⁺	3.5836E4	.001	-217270.311	-69347.289
		fka 500 mg	102166.4000 ⁺	3.5836E4	.009	28204.889	176127.911

	fka 500 mg	negatif	-6.4777E5 ⁺	3.5836E4	.000	-721732.511	-573809.489
		Metformin	-5.0812E5 ⁺	3.5836E4	.000	-582080.511	-434157.489
		FKA 300 mg	-3.5628E5 ⁺	3.5836E4	.000	-430244.511	-282321.489
		fka 300 mg	-2.4548E5 ⁺	3.5836E4	.000	-319436.711	-171513.689
		fka 400 mg	-1.0217E5 ⁺	3.5836E4	.009	-176127.911	-28204.889
Games- Howell	negatif	Metformin	139652.0000	3.9392E4	.093	-25619.343	304923.343
		FKA 300 mg	291488.0000 ⁺	4.4655E4	.003	123205.937	459770.063
		fka 300 mg	402295.8000 ⁺	4.4532E4	.000	234252.493	570339.107
		fka 400 mg	545604.6000 ⁺	4.1726E4	.000	381136.941	710072.259
		fka 500 mg	647771.0000 ⁺	4.4262E4	.000	480229.164	815312.836
	Metformin	negatif	-139652.0000	3.9392E4	.093	-304923.343	25619.343
		FKA 300 mg	151836.0000 ⁺	2.9285E4	.013	37293.542	266378.458
		fka 300 mg	262643.8000 ⁺	2.9096E4	.001	149027.821	376259.779
		fka 400 mg	405952.6000 ⁺	2.4587E4	.000	313843.682	498061.518
		fka 500 mg	508119.0000 ⁺	2.8682E4	.000	396535.609	619702.391
	FKA 300 mg	negatif	-2.9149E5 ⁺	4.4655E4	.003	-459770.063	-123205.937
		Metformin	-1.5184E5 ⁺	2.9285E4	.013	-266378.458	-37293.542
		fka 300 mg	110807.8000	3.5902E4	.106	-20370.754	241986.354
		fka 400 mg	254116.6000 ⁺	3.2356E4	.001	134124.882	374108.318
		fka 500 mg	356283.0000 ⁺	3.5567E4	.000	226306.548	486259.452
	fka 300 mg	negatif	-4.0230E5 ⁺	4.4532E4	.000	-570339.107	-234252.493
		Metformin	-2.6264E5 ⁺	2.9096E4	.001	-376259.779	-149027.821
		FKA 300 mg	-110807.8000	3.5902E4	.106	-241986.354	20370.754
		fka 400 mg	143308.8000 ⁺	3.2185E4	.020	24066.065	262551.535
		fka 500 mg	245475.2000 ⁺	3.5412E4	.001	116078.546	374871.854
	fka 400 mg	negatif	-5.4560E5 ⁺	4.1726E4	.000	-710072.259	-381136.941
		Metformin	-4.0595E5 ⁺	2.4587E4	.000	-498061.518	-313843.682
		FKA 300 mg	-2.5412E5 ⁺	3.2356E4	.001	-374108.318	-134124.882
		fka 300 mg	-1.4331E5 ⁺	3.2185E4	.020	-262551.535	-24066.065
		fka 500 mg	102166.4000	3.1811E4	.094	-15444.455	219777.255

	fka 500 mg	negatif	-6.4777E5*	4.4262E4	.000	-815312.836	-480229.164	
		Metformin	-5.0812E5*	2.8682E4	.000	-619702.391	-396535.609	
		FKA 300 mg	-3.5628E5*	3.5567E4	.000	-486259.452	-226306.548	
		fka 300 mg	-2.4548E5*	3.5412E4	.001	-374871.854	-116078.546	
		fka 400 mg	-102166.4000	3.1811E4	.094	-219777.255	15444.455	
Indu Tukey HSD ksi DTL		negatif	Metformin	-0.00080000	.004986503	1.000	-.01549792	.01533792
			FKA 300 mg	-.000162000	.004986503	1.000	-.01557992	.01525592
			fka 300 mg	-.001142000	.004986503	1.000	-.01655992	.01427592
			fka 400 mg	-.004506800	.004986503	.942	-.01992472	.01091112
			fka 500 mg	-.017898600*	.004986503	.016	-.03331652	-.00248068
		Metformin	negatif	.000080000	.004986503	1.000	-.01533792	.01549792
			FKA 300 mg	-.000082000	.004986503	1.000	-.01549992	.01533592
			fka 300 mg	-.001062000	.004986503	1.000	-.01647992	.01435592
			fka 400 mg	-.004426800	.004986503	.946	-.01984472	.01099112
			fka 500 mg	-.017818600*	.004986503	.017	-.03323652	-.00240068
		FKA 300 mg	negatif	.000162000	.004986503	1.000	-.01525592	.01557992
			Metformin	.000082000	.004986503	1.000	-.01533592	.01549992
			fka 300 mg	-.000980000	.004986503	1.000	-.01639792	.01443792
			fka 400 mg	-.004344800	.004986503	.950	-.01976272	.01107312
			fka 500 mg	-.017736600*	.004986503	.018	-.03315452	-.00231868
		fka 300 mg	negatif	.001142000	.004986503	1.000	-.01427592	.01655992
			Metformin	.001062000	.004986503	1.000	-.01435592	.01647992
			FKA 300 mg	.000980000	.004986503	1.000	-.01443792	.01639792
			fka 400 mg	-.003364800	.004986503	.983	-.01878272	.01205312
			fka 500 mg	-.016756600*	.004986503	.028	-.03217452	-.00133868
	fka 400 mg	negatif	.004506800	.004986503	.942	-.01091112	.01992472	
		Metformin	.004426800	.004986503	.946	-.01099112	.01984472	
		FKA 300 mg	.004344800	.004986503	.950	-.01107312	.01976272	
		fka 300 mg	.003364800	.004986503	.983	-.01205312	.01878272	
		fka 500 mg	-.013391800	.004986503	.115	-.02880972	.00202612	
	fka 500 mg	negatif	.017898600*	.004986503	.016	.00248068	.03331652	

		Metformin	.017818600*	.004986503	.017	.00240068	.03323652
		FKA 300 mg	.017736600*	.004986503	.018	.00231868	.03315452
		fka 300 mg	.016756600*	.004986503	.028	.00133868	.03217452
		fka 400 mg	.013391800	.004986503	.115	-.00202612	.02880972
LSD	negatif	Metformin	-.000080000	.004986503	.987	-.01037164	.01021164
		FKA 300 mg	-.000162000	.004986503	.974	-.01045364	.01012964
		fka 300 mg	-.001142000	.004986503	.821	-.01143364	.00914964
		fka 400 mg	-.004506800	.004986503	.375	-.01479844	.00578484
		fka 500 mg	-.017898600*	.004986503	.001	-.02819024	-.00760696
	Metformin	negatif	.000080000	.004986503	.987	-.01021164	.01037164
		FKA 300 mg	-.000082000	.004986503	.987	-.01037364	.01020964
		fka 300 mg	-.001062000	.004986503	.833	-.01135364	.00922964
		fka 400 mg	-.004426800	.004986503	.383	-.01471844	.00586484
		fka 500 mg	-.017818600*	.004986503	.002	-.02811024	-.00752696
	FKA 300 mg	negatif	.000162000	.004986503	.974	-.01012964	.01045364
		Metformin	.000082000	.004986503	.987	-.01020964	.01037364
		fka 300 mg	-.000980000	.004986503	.846	-.01127164	.00931164
		fka 400 mg	-.004344800	.004986503	.392	-.01463644	.00594684
		fka 500 mg	-.017736600*	.004986503	.002	-.02802824	-.00744496
	fka 300 mg	negatif	.001142000	.004986503	.821	-.00914964	.01143364
		Metformin	.001062000	.004986503	.833	-.00922964	.01135364
		FKA 300 mg	.000980000	.004986503	.846	-.00931164	.01127164
		fka 400 mg	-.003364800	.004986503	.506	-.01365644	.00692684
		fka 500 mg	-.016756600*	.004986503	.003	-.02704824	-.00646496
	fka 400 mg	negatif	.004506800	.004986503	.375	-.00578484	.01479844
		Metformin	.004426800	.004986503	.383	-.00586484	.01471844
		FKA 300 mg	.004344800	.004986503	.392	-.00594684	.01463644
		fka 300 mg	.003364800	.004986503	.506	-.00692684	.01365644
		fka 500 mg	-.013391800*	.004986503	.013	-.02368344	-.00310016
	fka 500 mg	negatif	.017898600*	.004986503	.001	.00760696	.02819024
		Metformin	.017818600*	.004986503	.002	.00752696	.02811024
		FKA 300 mg	.017736600*	.004986503	.002	.00744496	.02802824

		fka 300 mg	.016756600*	.004986503	.003	.00646496	.02704824
		fka 400 mg	.013391800*	.004986503	.013	.00310016	.02368344
Games- Howell	negatif	Metformin	-.000080000	.000096115	.949	-.00048433	.00032433
		FKA 300 mg	-.000162000	.000148155	.865	-.00082689	.00050289
		fka 300 mg	-.001142000	.000460500	.306	-.00331264	.00102864
		fka 400 mg	-.004506800	.000968693	.053	-.00909422	.00008062
		fka 500 mg	-.017898600	.008568479	.431	-.05853105	.02273385
		Metformin	negatif	.000080000	.000096115	.949	-.00032433
		FKA 300 mg	-.000082000	.000169647	.995	-.00073354	.00056954
		fka 300 mg	-.001062000	.000467857	.361	-.00319866	.00107466
		fka 400 mg	-.004426800	.000972212	.056	-.00899589	.00014229
		fka 500 mg	-.017818600	.008568878	.435	-.05844891	.02281171
	FKA 300 mg	negatif	.000162000	.000148155	.865	-.00050289	.00082689
		Metformin	.000082000	.000169647	.995	-.00056954	.00073354
		fka 300 mg	-.000980000	.000481250	.436	-.00307312	.00111312
		fka 400 mg	-.004344800	.000978728	.058	-.00888238	.00019278
		fka 500 mg	-.017736600	.008569619	.438	-.05836291	.02288971
	fka 300 mg	negatif	.001142000	.000460500	.306	-.00102864	.00331264
		Metformin	.001062000	.000467857	.361	-.00107466	.00319866
		FKA 300 mg	.000980000	.000481250	.436	-.00111312	.00307312
		fka 400 mg	-.003364800	.001071456	.130	-.00770360	.00097400
		fka 500 mg	-.016756600	.008580704	.483	-.05732377	.02381057
	fka 400 mg	negatif	.004506800	.000968693	.053	-.00008062	.00909422
		Metformin	.004426800	.000972212	.056	-.00014229	.00899589
		FKA 300 mg	.004344800	.000978728	.058	-.00019278	.00888238
		fka 300 mg	.003364800	.001071456	.130	-.00097400	.00770360
		fka 500 mg	-.013391800	.008622923	.658	-.05374350	.02695990
	fka 500 mg	negatif	.017898600	.008568479	.431	-.02273385	.05853105
		Metformin	.017818600	.008568878	.435	-.02281171	.05844891
		FKA 300 mg	.017736600	.008569619	.438	-.02288971	.05836291
		fka 300 mg	.016756600	.008580704	.483	-.02381057	.05732377
		fka 400 mg	.013391800	.008622923	.658	-.02695990	.05374350

Post Tukey HSD	negatif	Metformin	-1.927756000E5 ⁺	3.092437376E4	.000	-2.88391635E5	-9.71595649E4
		FKA 300 mg	-1.489864000E5 ⁺	3.092437376E4	.001	-2.44602435E5	-5.33703649E4
		fka 300 mg	-1.518786000E5 ⁺	3.092437376E4	.001	-2.47494635E5	-5.62625649E4
		fka 400 mg	-1.494812000E5 ⁺	3.092437376E4	.001	-2.45097235E5	-5.38651649E4
		fka 500 mg	-1.447280000E5 ⁺	3.092437376E4	.001	-2.40344035E5	-4.91119649E4
	Metformin	negatif	1.927756000E5 ⁺	3.092437376E4	.000	9.71595649E4	2.88391635E5
		FKA 300 mg	4.378920000E4	3.092437376E4	.717	-5.18268351E4	1.39405235E5
		fka 300 mg	4.089700000E4	3.092437376E4	.770	-5.47190351E4	1.36513035E5
		fka 400 mg	4.329440000E4	3.092437376E4	.727	-5.23216351E4	1.38910435E5
		fka 500 mg	4.804760000E4	3.092437376E4	.635	-4.75684351E4	1.43663635E5
	FKA 300 mg	negatif	1.489864000E5 ⁺	3.092437376E4	.001	5.33703649E4	2.44602435E5
		Metformin	-4.378920000E4	3.092437376E4	.717	-1.39405235E5	5.18268351E4
		fka 300 mg	-2.892200000E3	3.092437376E4	1.000	-9.85082351E4	9.27238351E4
		fka 400 mg	-4.948000000E2	3.092437376E4	1.000	-9.61108351E4	9.51212351E4
		fka 500 mg	4.258400000E3	3.092437376E4	1.000	-9.13576351E4	9.98744351E4
	fka 300 mg	negatif	1.518786000E5 ⁺	3.092437376E4	.001	5.62625649E4	2.47494635E5
		Metformin	-4.089700000E4	3.092437376E4	.770	-1.36513035E5	5.47190351E4
		FKA 300 mg	2.892200000E3	3.092437376E4	1.000	-9.27238351E4	9.85082351E4
		fka 400 mg	2.397400000E3	3.092437376E4	1.000	-9.32186351E4	9.80134351E4
		fka 500 mg	7.150600000E3	3.092437376E4	1.000	-8.84654351E4	1.02766635E5
	fka 400 mg	negatif	1.494812000E5 ⁺	3.092437376E4	.001	5.38651649E4	2.45097235E5
		Metformin	-4.329440000E4	3.092437376E4	.727	-1.38910435E5	5.23216351E4
		FKA 300 mg	4.948000000E2	3.092437376E4	1.000	-9.51212351E4	9.61108351E4
		fka 300 mg	-2.397400000E3	3.092437376E4	1.000	-9.80134351E4	9.32186351E4
		fka 500 mg	4.753200000E3	3.092437376E4	1.000	-9.08628351E4	1.00369235E5
fka 500 mg	negatif	1.447280000E5 ⁺	3.092437376E4	.001	4.91119649E4	2.40344035E5	
	Metformin	-4.804760000E4	3.092437376E4	.635	-1.43663635E5	4.75684351E4	
	FKA 300 mg	-4.258400000E3	3.092437376E4	1.000	-9.98744351E4	9.13576351E4	
	fka 300 mg	-7.150600000E3	3.092437376E4	1.000	-1.02766635E5	8.84654351E4	
	fka 400 mg	-4.753200000E3	3.092437376E4	1.000	-1.00369235E5	9.08628351E4	
LSD	negatif	Metformin	-1.927756000E5 ⁺	3.092437376E4	.000	-2.56600370E5	-1.28950829E5
		FKA 300 mg	-1.489864000E5 ⁺	3.092437376E4	.000	-2.12811170E5	-8.51616294E4

	fka 300 mg		-1.518786000E5 ⁺	3.092437376E4	.000	-2.15703370E5	-8.80538294E4
	fka 400 mg		-1.494812000E5 ⁺	3.092437376E4	.000	-2.13305970E5	-8.56564294E4
	fka 500 mg		-1.447280000E5 ⁺	3.092437376E4	.000	-2.08552770E5	-8.09032294E4
Metformin	negatif		1.927756000E5 ⁺	3.092437376E4	.000	1.28950829E5	2.56600370E5
	FKA 300 mg		4.378920000E4	3.092437376E4	.170	-2.00355705E4	1.07613971E5
	fka 300 mg		4.089700000E4	3.092437376E4	.198	-2.29277705E4	1.04721771E5
	fka 400 mg		4.329440000E4	3.092437376E4	.174	-2.05303705E4	1.07119171E5
	fka 500 mg		4.804760000E4	3.092437376E4	.133	-1.57771705E4	1.11872371E5
FKA 300 mg	negatif		1.489864000E5 ⁺	3.092437376E4	.000	8.51616294E4	2.12811170E5
	Metformin		-4.378920000E4	3.092437376E4	.170	-1.07613971E5	2.00355705E4
	fka 300 mg		-2.892200000E3	3.092437376E4	.926	-6.67169705E4	6.09325705E4
	fka 400 mg		-4.948000000E2	3.092437376E4	.987	-6.43195705E4	6.33299705E4
	fka 500 mg		4.258400000E3	3.092437376E4	.892	-5.95663705E4	6.80831705E4
fka 300 mg	negatif		1.518786000E5 ⁺	3.092437376E4	.000	8.80538294E4	2.15703370E5
	Metformin		-4.089700000E4	3.092437376E4	.198	-1.04721771E5	2.29277705E4
	FKA 300 mg		2.892200000E3	3.092437376E4	.926	-6.09325705E4	6.67169705E4
	fka 400 mg		2.397400000E3	3.092437376E4	.939	-6.14273705E4	6.62221705E4
	fka 500 mg		7.150600000E3	3.092437376E4	.819	-5.66741705E4	7.09753705E4
fka 400 mg	negatif		1.494812000E5 ⁺	3.092437376E4	.000	8.56564294E4	2.13305970E5
	Metformin		-4.329440000E4	3.092437376E4	.174	-1.07119171E5	2.05303705E4
	FKA 300 mg		4.948000000E2	3.092437376E4	.987	-6.33299705E4	6.43195705E4
	fka 300 mg		-2.397400000E3	3.092437376E4	.939	-6.62221705E4	6.14273705E4
	fka 500 mg		4.753200000E3	3.092437376E4	.879	-5.90715705E4	6.85779705E4
fka 500 mg	negatif		1.447280000E5 ⁺	3.092437376E4	.000	8.09032294E4	2.08552770E5
	Metformin		-4.804760000E4	3.092437376E4	.133	-1.11872371E5	1.57771705E4
	FKA 300 mg		-4.258400000E3	3.092437376E4	.892	-6.80831705E4	5.95663705E4
	fka 300 mg		-7.150600000E3	3.092437376E4	.819	-7.09753705E4	5.66741705E4
	fka 400 mg		-4.753200000E3	3.092437376E4	.879	-6.85779705E4	5.90715705E4
Games- Howell	negatif	Metformin	-1.927756000E5 ⁺	2.751640365E4	.013	-3.23263005E5	-6.22881953E4
		FKA 300 mg	-1.489864000E5 ⁺	2.437131367E4	.021	-2.64559260E5	-3.34135399E4
		fka 300 mg	-1.518786000E5 ⁺	1.074850118E4	.001	-2.02849797E5	-1.00907403E5
		fka 400 mg	-1.494812000E5	3.312955174E4	.059	-3.06587095E5	7.62469513E3

	fka 500 mg	-1.447280000E5*	1.745679815E4	.007	-2.27511067E5	-6.19449331E4
Metformin	negatif	1.927756000E5*	2.751640365E4	.013	6.22881953E4	3.23263005E5
	FKA 300 mg	4.378920000E4	3.675749447E4	.830	-9.10122594E4	1.78590659E5
	fka 300 mg	4.089700000E4	2.954120423E4	.736	-8.31785267E4	1.64972527E5
	fka 400 mg	4.329440000E4	4.306645642E4	.903	-1.15414189E5	2.02002989E5
	fka 500 mg	4.804760000E4	3.258668856E4	.689	-7.66678459E4	1.72763046E5
FKA 300 mg	negatif	1.489864000E5*	2.437131367E4	.021	3.34135399E4	2.64559260E5
	Metformin	-4.378920000E4	3.675749447E4	.830	-1.78590659E5	9.10122594E4
	fka 300 mg	-2.892200000E3	2.663627616E4	1.000	-1.12291038E5	1.06506638E5
	fka 400 mg	-4.948000000E2	4.112819141E4	1.000	-1.54200677E5	1.53211077E5
	fka 500 mg	4.258400000E3	2.997833770E4	1.000	-1.08206172E5	1.16722972E5
fka 300 mg	negatif	1.518786000E5*	1.074850118E4	.001	1.00907403E5	2.02849797E5
	Metformin	-4.089700000E4	2.954120423E4	.736	-1.64972527E5	8.31785267E4
	FKA 300 mg	2.892200000E3	2.663627616E4	1.000	-1.06506638E5	1.12291038E5
	fka 400 mg	2.397400000E3	3.482954889E4	1.000	-1.48355057E5	1.53149857E5
	fka 500 mg	7.150600000E3	2.050048973E4	.999	-7.17364718E4	8.60376718E4
fka 400 mg	negatif	1.494812000E5	3.312955174E4	.059	-7.62469513E3	3.06587095E5
	Metformin	-4.329440000E4	4.306645642E4	.903	-2.02002989E5	1.15414189E5
	FKA 300 mg	4.948000000E2	4.112819141E4	1.000	-1.53211077E5	1.54200677E5
	fka 300 mg	-2.397400000E3	3.482954889E4	1.000	-1.53149857E5	1.48355057E5
	fka 500 mg	4.753200000E3	3.744738976E4	1.000	-1.43755346E5	1.53261746E5
fka 500 mg	negatif	1.447280000E5*	1.745679815E4	.007	6.19449331E4	2.27511067E5
	Metformin	-4.804760000E4	3.258668856E4	.689	-1.72763046E5	7.66678459E4
	FKA 300 mg	-4.258400000E3	2.997833770E4	1.000	-1.16722972E5	1.08206172E5
	fka 300 mg	-7.150600000E3	2.050048973E4	.999	-8.60376718E4	7.17364718E4
	fka 400 mg	-4.753200000E3	3.744738976E4	1.000	-1.53261746E5	1.43755346E5

*. The mean difference is significant at the 0.05 level.

HASIL ANALISIS STATISTIK EKSPRESI GEN DENGAN IMUNOHISTOKIMIA

DESCRIPTIVES VARIABLES=IHCNEGATIF METFORMIN ASAMKLOOROGENAT FKA300MG FKA400MG FKA500MG

/STATISTICS=MEAN STDDEV MIN MAX.

T-TEST

/TESTVAL=0

/MISSING=ANALYSIS

/VARIABLES=IHCNEGATIF METFORMIN ASAMKLOOROGENAT FKA300MG FKA400MG FKA500MG

/CRITERIA=CI(.9500).

NPAR TESTS

/K-

S(NORMAL)=IHCNEGATIF METFORMIN ASAMKLOOROGENAT FKA300MG FKA400MG FKA500MG

/STATISTICS DESCRIPTIVES

/MISSING ANALYSIS.

NPar Tests

Notes

Output Created		01-Nov-2022 19:43:17
Comments		
Input	Data	C:\Users\LENOVO\Downloads\proposal disertasi\hasil SPSS\IHC Baru.sav
	Active Dataset	DataSet1
	Filter	<none>
	Weight	<none>
	Split File	<none>
	N of Rows in Working Data File	30
Missing Value Handling	Definition of Missing	User-defined missing values are treated as missing.
	Cases Used	Statistics for each test are based on all cases with valid data for the variable(s) used in that test.
Syntax		NPAR TESTS /K-S(NORMAL)=IHCNEGATIF METFORMIN ASAMKUROGENAT FKA300MG FKA400MG FKA500MG /STATISTICS DESCRIPTIVES /MISSING ANALYSIS.
Resources	Processor Time ^a	00:00:00.000
	Elapsed Time	00:00:00.004
	Number of Cases Allowed	87381

a. Based on availability of workspace memory.

Descriptive Statistics

	N	Mean	Std. Deviation	Minimum	Maximum
IHCNEGATIF	5	.2800	.10954	.20	.40
METFORMIN	5	.8400	.21909	.60	1.00
ASAM KUROGENAT	5	.9200	.10954	.80	1.00
FKA 300 MG	5	.4800	.10954	.40	.60
FKA 400 MG	5	.6800	.17889	.60	1.00
FKA 500 MG	5	.8800	.17889	.60	1.00

One-Sample Kolmogorov-Smirnov Test

		IHCNEGATIF	METFORMIN	ASAM KLOROGENAT	FKA 300 MG	FKA 400 MG	FKA 500 MG
N		5	5	5	5	5	5
Normal Parameters ^a	Mean	.2800	.8400	.9200	.4800	.6800	.8800
	Std. Deviation	.10954	.21909	.10954	.10954	.17889	.17889
Most Extreme Differences	Absolute	.367	.367	.367	.367	.473	.349
	Positive	.367	.263	.263	.367	.473	.251
	Negative	-.263	-.367	-.367	-.263	-.327	-.349
Kolmogorov-Smirnov Z		.822	.822	.822	.822	1.057	.780
Asymp. Sig. (2-tailed)		.510	.510	.510	.510	.214	.577
a. Test distribution is Normal.							

T-Test

Notes

Output Created		01-Nov-2022 19:42:45
Comments		
Input	Data	C:\Users\LENOVO\Downloads\proposal disertasi\hasil SPSS\IHC Baru.sav
	Active Dataset	DataSet1
	Filter	<none>
	Weight	<none>
	Split File	<none>
	N of Rows in Working Data File	30
Missing Value Handling	Definition of Missing	User defined missing values are treated as missing.
	Cases Used	Statistics for each analysis are based on the cases with no missing or out-of-range data for any variable in the analysis.
Syntax		<pre>T-TEST /TESTVAL=0 /MISSING=ANALYSIS /VARIABLES=IHCNEGATIF METFORMIN ASAMKLOOROGENAT FKA300MG FKA400MG FKA500MG /CRITERIA=CI(.9500).</pre>
Resources	Processor Time	00:00:00.000
	Elapsed Time	00:00:00.000

One-Sample Statistics

	N	Mean	Std. Deviation	Std. Error Mean
IHCNEGATIF	5	.2800	.10954	.04899
METFORMIN	5	.8400	.21909	.09798
ASAM KLOOROGENAT	5	.9200	.10954	.04899
FKA 300 MG	5	.4800	.10954	.04899
FKA 400 MG	5	.6800	.17889	.08000
FKA 500 MG	5	.8800	.17889	.08000

One-Sample Test

	Test Value = 0					
	t	df	Sig. (2-tailed)	Mean Difference	95% Confidence Interval of the Difference	
					Lower	Upper
IHCNEGATIF	5.715	4	.005	.28000	.1440	.4160
METFORMIN	8.573	4	.001	.84000	.5680	1.1120
ASAM KLOOROGENAT	18.779	4	.000	.92000	.7840	1.0560
FKA 300 MG	9.798	4	.001	.48000	.3440	.6160
FKA 400 MG	8.500	4	.001	.68000	.4579	.9021
FKA 500 MG	11.000	4	.000	.88000	.6579	1.1021

Descriptives

Notes

Output Created		01-Nov-2022 19:42:19
Comments		
Input	Data	C:\Users\LENOVO\Downloads\proposal disertasi\hasil SPSS\IHC Baru.sav
	Active Dataset	DataSet1
	Filter	<none>
	Weight	<none>
	Split File	<none>
	N of Rows in Working Data File	30
Missing Value Handling	Definition of Missing	User defined missing values are treated as missing.
	Cases Used	All non-missing data are used.
Syntax		DESCRIPTIVES VARIABLES=IHCNEGATIF METFORMIN ASAMKLOOROGENAT FKA300MG FKA400MG FKA500MG /STATISTICS=MEAN STDDEV MIN MAX.
Resources	Processor Time	00:00:00.016
	Elapsed Time	00:00:00.002

[DataSet1] C:\Users\LENOVO\Downloads\proposal disertasi\hasil SPSS\IHC Baru.sav

Descriptive Statistics

	N	Minimum	Maximum	Mean	Std. Deviation
IHCNEGATIF	5	.20	.40	.2800	.10954
METFORMIN	5	.60	1.00	.8400	.21909
ASAM KLOROGENAT	5	.80	1.00	.9200	.10954
FKA 300 MG	5	.40	.60	.4800	.10954
FKA 400 MG	5	.60	1.00	.6800	.17889
FKA 500 MG	5	.60	1.00	.8800	.17889
Valid N (listwise)	5				

HASIL ANALISIS STATISTIK SECARA ANAVA

```

ONEWAY homair BY kelompok
  /STATISTICS DESCRIPTIVES HOMOGENEITY
  /MISSING ANALYSIS

  /POSTHOC=SNK TUKEY LSD GH ALPHA(0.05) .
    
```

Oneway

Notes

Output Created	01-Nov-2022 19:43:52
Comments	
Input	Data
	C:\Users\LENOVO\Downloads\proposal disertasi\hasil SPSS\IHC Baru_1.sav
	Active Dataset
	DataSet1
	Filter
	<none>
	Weight
	<none>
	Split File
	<none>
	N of Rows in Working Data File
	30
Missing Value Handling	Definition of Missing
	User-defined missing values are treated as missing.
	Cases Used
	Statistics for each analysis are based on cases with no missing data for any variable in the analysis.
Syntax	ONEWAY homair BY kelompok /STATISTICS DESCRIPTIVES HOMOGENEITY /MISSING ANALYSIS /POSTHOC=SNK TUKEY LSD GH ALPHA(0.05).
Resources	Processor Time
	00:00:00.031
	Elapsed Time
	00:00:00.036

[DataSet1] C:\Users\LENOVO\Downloads\proposal disertasi\hasil SPSS\IHC Baru_1.sav

Descriptives

HOMA IR								
	N	Mean	Std. Deviation	Std. Error	95% Confidence Interval for Mean		Minimum	Maximum
					Lower Bound	Upper Bound		
Negatif	5	.2800	.10954	.04899	.1440	.4160	.20	.40
Metformin	5	.8400	.21909	.09798	.5680	1.1120	.60	1.00
Asam Klorogenat	5	.9200	.10954	.04899	.7840	1.0560	.80	1.00
fraksi kaya as.klorogenat 300mg	5	.4800	.10954	.04899	.3440	.6160	.40	.60
Fraksi asam klorogenat 400mg	5	.6800	.17889	.08000	.4579	.9021	.60	1.00
fraksi asam klorogenat 500mg	5	.8800	.17889	.08000	.6579	1.1021	.60	1.00
Total	30	.6800	.27593	.05038	.5770	.7830	.20	1.00

Test of Homogeneity of Variances

HOMA IR

Levene Statistic	df1	df2	Sig.
2.113	5	24	.099

ANOVA

HOMA IR

	Sum of Squares	df	Mean Square	F	Sig.
Between Groups	1.616	5	.323	13.103	.000
Within Groups	.592	24	.025		
Total	2.208	29			

Post Hoc Tests

Multiple Comparisons

Dependent Variable:HOMA IR

	(I) Kelompok	(J) Kelompok	Mean Difference (I-J)	Std. Error	Sig.	95% Confidence Interval	
						Lower Bound	Upper Bound
Tukey HSD	Negatif	Metformin	-.56000*	.09933	.000	-.8671	-.2529
		Asam Klorogenat	-.64000*	.09933	.000	-.9471	-.3329
		fraksi kaya as.klorogenat 300mg	-.20000	.09933	.364	-.5071	.1071
		Fraksi asam klorogenat 400mg	-.40000*	.09933	.006	-.7071	-.0929
		fraksi asam klorogenat 500mg	-.60000*	.09933	.000	-.9071	-.2929
	Metformin	Negatif	.56000*	.09933	.000	.2529	.8671
		Asam Klorogenat	-.08000	.09933	.964	-.3871	.2271
		fraksi kaya as.klorogenat 300mg	.36000*	.09933	.015	.0529	.6671
		Fraksi asam klorogenat 400mg	.16000	.09933	.600	-.1471	.4671
		fraksi asam klorogenat 500mg	-.04000	.09933	.998	-.3471	.2671
	Asam Klorogenat	Negatif	.64000*	.09933	.000	.3329	.9471
		Metformin	.08000	.09933	.964	-.2271	.3871
		fraksi kaya as.klorogenat 300mg	.44000*	.09933	.002	.1329	.7471
		Fraksi asam klorogenat 400mg	.24000	.09933	.190	-.0671	.5471
		fraksi asam klorogenat 500mg	.04000	.09933	.998	-.2671	.3471

	fraksi kaya as.klorogenat 300mg	Negatif	.20000	.09933	.364	-.1071	.5071
		Metformin	-.36000*	.09933	.015	-.6671	-.0529
		Asam Klorogenat	-.44000*	.09933	.002	-.7471	-.1329
		Fraksi asam klorogenat 400mg	-.20000	.09933	.364	-.5071	.1071
		fraksi asam klorogenat 500mg	-.40000*	.09933	.006	-.7071	-.0929
	Fraksi asam klorogenat 400mg	Negatif	.40000*	.09933	.006	.0929	.7071
		Metformin	-.16000	.09933	.600	-.4671	.1471
		Asam Klorogenat	-.24000	.09933	.190	-.5471	.0671
		fraksi kaya as.klorogenat 300mg	.20000	.09933	.364	-.1071	.5071
		fraksi asam klorogenat 500mg	-.20000	.09933	.364	-.5071	.1071
	fraksi asam klorogenat 500mg	Negatif	.60000*	.09933	.000	.2929	.9071
		Metformin	.04000	.09933	.998	-.2671	.3471
		Asam Klorogenat	-.04000	.09933	.998	-.3471	.2671
		fraksi kaya as.klorogenat 300mg	.40000*	.09933	.006	.0929	.7071
		Fraksi asam klorogenat 400mg	.20000	.09933	.364	-.1071	.5071
LSD	Negatif	Metformin	-.56000*	.09933	.000	-.7650	-.3550
		Asam Klorogenat	-.64000*	.09933	.000	-.8450	-.4350
		fraksi kaya as.klorogenat 300mg	-.20000	.09933	.055	-.4050	.0050
		Fraksi asam klorogenat 400mg	-.40000*	.09933	.000	-.6050	-.1950
		fraksi asam klorogenat 500mg	-.60000*	.09933	.000	-.8050	-.3950

Metformin	Negatif	.56000*	.09933	.000	.3550	.7650
	Asam Klorogenat	-.08000	.09933	.429	-.2850	.1250
	fraksi kaya as.klorogenat 300mg	.36000*	.09933	.001	.1550	.5650
	Fraksi asam klorogenat 400mg	.16000	.09933	.120	-.0450	.3650
	fraksi asam klorogenat 500mg	-.04000	.09933	.691	-.2450	.1650
Asam Klorogenat	Negatif	.64000*	.09933	.000	.4350	.8450
	Metformin	.08000	.09933	.429	-.1250	.2850
	fraksi kaya as.klorogenat 300mg	.44000*	.09933	.000	.2350	.6450
	Fraksi asam klorogenat 400mg	.24000*	.09933	.024	.0350	.4450
	fraksi asam klorogenat 500mg	.04000	.09933	.691	-.1650	.2450
fraksi kaya as.klorogenat 300mg	Negatif	.20000	.09933	.055	-.0050	.4050
	Metformin	-.36000*	.09933	.001	-.5650	-.1550
	Asam Klorogenat	-.44000*	.09933	.000	-.6450	-.2350
	Fraksi asam klorogenat 400mg	-.20000	.09933	.055	-.4050	.0050
	fraksi asam klorogenat 500mg	-.40000*	.09933	.000	-.6050	-.1950
Fraksi asam klorogenat 400mg	Negatif	.40000*	.09933	.000	.1950	.6050
	Metformin	-.16000	.09933	.120	-.3650	.0450
	Asam Klorogenat	-.24000*	.09933	.024	-.4450	-.0350
	fraksi kaya as.klorogenat 300mg	.20000	.09933	.055	-.0050	.4050
	fraksi asam klorogenat 500mg	-.20000	.09933	.055	-.4050	.0050

	fraksi asam klorogenat 500mg	Negatif	.60000*	.09933	.000	.3950	.8050
		Metformin	.04000	.09933	.691	-.1650	.2450
		Asam Klorogenat	-.04000	.09933	.691	-.2450	.1650
	fraksi kaya as.klorogenat 300mg		.40000*	.09933	.000	.1950	.6050
	Fraksi asam klorogenat 400mg		.20000	.09933	.055	-.0050	.4050
Games-Howell	Negatif	Metformin	-.56000*	.10954	.017	-.9990	-.1210
		Asam Klorogenat	-.64000*	.06928	.000	-.8931	-.3869
	fraksi kaya as.klorogenat 300mg		-.20000	.06928	.139	-.4531	.0531
	Fraksi asam klorogenat 400mg		-.40000*	.09381	.031	-.7613	-.0387
	fraksi asam klorogenat 500mg		-.60000*	.09381	.004	-.9613	-.2387
	Metformin	Negatif	.56000*	.10954	.017	.1210	.9990
		Asam Klorogenat	-.08000	.10954	.970	-.5190	.3590
	fraksi kaya as.klorogenat 300mg		.36000	.10954	.108	-.0790	.7990
	Fraksi asam klorogenat 400mg		.16000	.12649	.795	-.3069	.6269
	fraksi asam klorogenat 500mg		-.04000	.12649	.999	-.5069	.4269
	Asam Klorogenat	Negatif	.64000*	.06928	.000	.3869	.8931
		Metformin	.08000	.10954	.970	-.3590	.5190
	fraksi kaya as.klorogenat 300mg		.44000*	.06928	.002	.1869	.6931
	Fraksi asam klorogenat 400mg		.24000	.09381	.230	-.1213	.6013
	fraksi asam klorogenat 500mg		.04000	.09381	.997	-.3213	.4013

fraksi kaya as.klorogenat 300mg	Negatif	.20000	.06928	.139	-.0531	.4531
	Metformin	-.36000	.10954	.108	-.7990	.0790
	Asam Klorogenat	-.44000*	.06928	.002	-.6931	-.1869
	Fraksi asam klorogenat 400mg	-.20000	.09381	.372	-.5613	.1613
	fraksi asam klorogenat 500mg	-.40000*	.09381	.031	-.7613	-.0387
Fraksi asam klorogenat 400mg	Negatif	.40000*	.09381	.031	.0387	.7613
	Metformin	-.16000	.12649	.795	-.6269	.3069
	Asam Klorogenat	-.24000	.09381	.230	-.6013	.1213
	fraksi kaya as.klorogenat 300mg	.20000	.09381	.372	-.1613	.5613
	fraksi asam klorogenat 500mg	-.20000	.11314	.531	-.6134	.2134
fraksi asam klorogenat 500mg	Negatif	.60000*	.09381	.004	.2387	.9613
	Metformin	.04000	.12649	.999	-.4269	.5069
	Asam Klorogenat	-.04000	.09381	.997	-.4013	.3213
	fraksi kaya as.klorogenat 300mg	.40000*	.09381	.031	.0387	.7613
	Fraksi asam klorogenat 400mg	.20000	.11314	.531	-.2134	.6134

*. The mean difference is significant at the 0.05 level.

Homogeneous Subsets

HOMA IR

Kelompok		N	Subset for alpha = 0.05		
			1	2	3
Student-Newman-Keuls ^a	Negatif	5	.2800		
	fraksi kaya as.klorogenat 300mg	5	.4800	.4800	
	Fraksi asam klorogenat 400mg	5		.6800	.6800
	Metformin	5			.8400
	fraksi asam klorogenat 500mg	5			.8800
	Asam Klorogenat	5			.9200
	Sig.		.055	.055	.101
Tukey HSD ^a	Negatif	5	.2800		
	fraksi kaya as.klorogenat 300mg	5	.4800	.4800	
	Fraksi asam klorogenat 400mg	5		.6800	.6800
	Metformin	5			.8400
	fraksi asam klorogenat 500mg	5			.8800
	Asam Klorogenat	5			.9200
	Sig.		.364	.364	.190

Means for groups in homogeneous subsets are displayed.

a. Uses Harmonic Mean Sample Size = 5,000.

CURRICULUM VITAE

A. Data Pribadi

1. Nama : Rusman
2. Tempat, tgl. lahir : Sidrap , 18 Juni 1983
3. Alamat : Jl.Pajjaiang no 36, makassar
4. Kewarganegaraan : Warga Negara Indonesia

B. Riwayat Pendidikan

1. Tamat SLTA tahun 2001 di SMAN 2 Panca Rijang
2. Sarjana (S1) tahun 2006 di Universitas islam Makassar
3. Profesi apoteker tahun 2007 di Universitas Hasanuddin
3. Magister (S2) tahun 2018 di Universitas Hasanuddin

C. Pekerjaan dan Riwayat Pekerjaan

- Jenis pekerjaan : Mahasiswa
- NIP atau identitas lain (NIK) : 731404180683001
- Pangkat/Jabatan : -

D. Karya ilmiah yang telah dipublikasikan:

Rusman., dkk 2021 . The Analysis of the Chlorogenic Acid in the Ethanol Fraction of Robusta Coffee Beans and Its Effect on Glucose Levels in Wistar Rats, Disease Prevention and Public Health Journal 15 (2), 118

Rusman H et al.2022. EFFECTS OF HIGH FAT DIET FEEDING AND COFFEE BEAN EXTRACT ON HBA1C AND BLOOD GLUCOSE OF WISTAR STRAIN RATS. Journal of Xi'an Shiyou University, Natural Sciences Edition 6

Rusman,dkk 2022. Pengaruh Pemberian Hard Candy dari Infusa Kopi Hijau Robusta (Coffea canefora L.) Pada Pasien Diabetes Mellitus. Journal Syifa Sciences and Clinical Research 4 (2), 334-341

Rusman Hasanuddin. 2022. Effect of Sanrego (*Lunasia amara Blanco*) Stem Extract on Aphrodisiac Activity of Diabetes Mellitus Rats Induced by High-Fat Diet. *Azerbaijan Medical Journal*. Volume - 62, Issue - 09

E. Makalah pada Seminar/Konferensi Ilmiah Nasional di Internasional

Rusman, et al. 2021. The Isolation and Identification of Endophytic Fungi in Arabica Coffee (*Coffea Arabica*) Beans as Antibacterial Producers. International Conference of Medical Technology 2021 29-30 May 2021, Politeknik Medica Farma Husada Mataram Lombok, Nusa Tenggara Barat, Indonesia