

## DAFTAR PUSTAKA

Aijaz, N., Huda, N. and Kausar, S. (2012) 'Disease burden of NICU, at a tertiary care hospital, Karachi.', *Journal of the Dow University of Health Sciences*, 6(1), pp. 32–35. Available at: <http://www.duhs.edu.pk/download/jduhs-vol.6-issue-1/9- Disease Burden.pdf>.

Allan, J. D. and Moellering, R. C. J. (1985) 'Management of infections caused by gram-negative bacilli: the role of antimicrobial combinations.', *Reviews of infectious diseases*, 7 Suppl 4, pp. S559-71. doi: 10.1093/clinids/7.supplement\_4.s559.

Arbara, B. et al. (2020) The New England Journal of Medicine CHANGES IN PATHOGENS CAUSING EARLY-ONSET SEPSIS IN VERY-LOW-BIRTH- WEIGHT INFANTS Background It is uncertain whether the rates and, *N Engl J Med*. Available at: [www.nejm.org](http://www.nejm.org) (Accessed: 8 November 2020).

Aslam, B. et al. (2018) 'Antibiotic resistance: a rundown of a global crisis', *Infection and drug resistance*, 11, pp. 1645–1658. doi: 10.2147/IDR.S173867. Bakhuizen, S. E. et al. (2014) 'Meta-analysis shows that infants who have suffered neonatal sepsis face an increased risk of mortality and severe complications.', *Acta paediatrica (Oslo, Norway : 1992)*, 103(12), pp. 1211–1218. doi: 10.1111/apa.12764.

Boghossian, N. S. et al. (2013) 'Late-onset sepsis in very low birth weight infants from singleton and multiple-gestation births.', *The Journal of pediatrics*, 162(6), pp. 1120–4, 1124.e1. doi: 10.1016/j.jpeds.2012.11.089.

Cantey, J. B., Wozniak, P. S. and Sánchez, P. J. (2015) 'Prospective surveillance of antibiotic use in the neonatal intensive care unit: results from the SCOUT study.', *The Pediatric infectious disease journal*, 34(3), pp. 267–272. doi: 10.1097/INF.0000000000000542.

Chiesa, C. et al. (2004) Diagnosis of Neonatal Sepsis: A Clinical and Laboratory Challenge, *Clinical Chemistry*. doi: 10.1373/clinchem.2003.025171.

Clark, R. H. et al. (2006) 'Reported medication use in the neonatal intensive care unit: data from a large national data set.', *Pediatrics*, 117(6), pp. 1979–1987. doi: 10.1542/peds.2005-1707.

Cortese, F. et al. (2016) 'Early and Late Infections in Newborns: Where Do We Stand? A Review.', *Pediatrics and neonatology*, 57(4), pp. 265–273. doi: 10.1016/j.pedneo.2015.09.007.

Deutschman, C. S. and Tracey, K. J. (2014) 'Sepsis: current dogma and new perspectives.', *Immunity*, 40(4), pp. 463–475. doi: 10.1016/j.immuni.2014.04.001. Dong, Y. and Speer, C. P. (2015) 'Late-onset neonatal sepsis:Recent developments', *Archives of Disease in Childhood: Fetal and Neonatal Edition*, 100(3), pp. F257–F263. doi: 10.1136/archdischild-2014-306213.

- Edwards, M. S. and Gonik, B. (2013) 'Preventing the broad spectrum of perinatal morbidity and mortality through group B streptococcal vaccination.', *Vaccine*, 31 Suppl 4, pp. D66-71. doi: 10.1016/j.vaccine.2012.11.046.
- Foster, K. R. and Grundmann, H. (2006) 'Do we need to put society first? The potential for tragedy in antimicrobial resistance.', *PLoS medicine*, 3(2), p. e29. doi: 10.1371/journal.pmed.0030029.
- Goldstein, B., Giroir, B. and Randolph, A. (2005) 'International pediatric sepsis consensus conference: Definitions for sepsis and organ dysfunction in pediatrics', *Pediatric Critical Care Medicine*, 6(1), pp. 254–256. doi: 10.1097/01.PCC.0000149131.72248.E6.
- Greenberg, J. M. et al. (2009) *Neonatal Morbidities of Prenatal and Perinatal Origin*. Eighth Edi, Creasy and Resnik's *Maternal-Fetal Medicine: Principles and Practice*. Eighth Edi. Elsevier Inc. doi: 10.1016/b978-1-4160-4224-2.50061-2.
- Hammoud, M. S. et al. (2012) 'Incidence, aetiology and resistance of late-onset neonatal sepsis: a five-year prospective study.', *Journal of paediatrics and child health*, 48(7), pp. 604–609. doi: 10.1111/j.1440-1754.2012.02432.x.
- Hornik, C. P. et al. (2012) 'Early and late onset sepsis in very-low-birth-weight infants from a large group of neonatal intensive care units', *Early human development*, 88 Suppl 2(Suppl 2), pp. S69–S74. doi: 10.1016/S0378-3782(12)70019-1.
- Ibrahim, E. H. et al. (2000) 'The influence of inadequate antimicrobial treatment of bloodstream infections on patient outcomes in the ICU setting.', *Chest*, 118(1), pp. 146–155. doi: 10.1378/chest.118.1.146.
- Kabwe, M. et al. (2016) 'Etiology, Antibiotic Resistance and Risk Factors for Neonatal Sepsis in a Large Referral Center in Zambia.', *The Pediatric infectious disease journal*, 35(7), pp. e191-8. doi: 10.1097/INF.0000000000001154. Kahl, L. K. and Hughes BT - *Harriet Lane Handbook*, H. K. (eds) (no date) 'Microbiology and Infectious Disease'. Elsevier. Available at: [https://www.unboundmedicine.com/harriettlane/view/Harriet\\_Lane\\_Handbook/309446/all/Microbiology\\_and\\_Infectious\\_Disease](https://www.unboundmedicine.com/harriettlane/view/Harriet_Lane_Handbook/309446/all/Microbiology_and_Infectious_Disease).
- Korang, S. K. et al. (2021) 'Antibiotic regimens for early-onset neonatal sepsis.', *The Cochrane database of systematic reviews*, 5(5), p. CD013837. doi: 10.1002/14651858.CD013837.pub2.
- Kuhl, D. A. (2002) 'Current strategies for managing the patient with sepsis', *American Journal of Health-System Pharmacy*, 59(SUPPL. 1). doi: 10.1093/ajhp/59.suppl\_1.s9.
- Kumar, S. K. M. and Bhat, B. V. (2016) 'Distinct mechanisms of the newborn innate immunity.', *Immunology letters*, 173, pp. 42–54. doi: 10.1016/j.imlet.2016.03.009.
- Manan, M. M. et al. (2016) 'Empirical use of antibiotic therapy in the prevention of early onset

sepsis in neonates: a pilot study.’, *Archives of medical science : AMS*, 12(3), pp. 603–613. doi: 10.5114/aoms.2015.51208.

Marik, P. E. (2002) ‘Definition of sepsis: not quite time to dump SIRS?’, *Critical care medicine*, 30(3), p. 706—708. doi: 10.1097/00003246-200203000-00039.

Martin, G. S. et al. (2003) *The Epidemiology of Sepsis in the United States from 1979 through 2000*, Jesse Hill Jr. Dr. Available at: [www.nejm.org](http://www.nejm.org).

Nasution, D. A. (2008) ‘Faktor Risiko Dan Kesaamaan Jenis Bakteri Jalan Lahir Ibu Dengan Kultur Darah Pada Sepsis Neonatal Awitan Dini’.

Nemeth, J., Oesch, G. and Kuster, S. P. (2015) ‘Bacteriostatic versus bactericidal antibiotics for patients with serious bacterial infections: systematic review and meta-analysis.’, *The Journal of antimicrobial chemotherapy*, 70(2), pp. 382–395. doi: 10.1093/jac/dku379.

Onufrak, N. J., Forrest, A. and Gonzalez, D. (2016) ‘Pharmacokinetic and Pharmacodynamic Principles of Anti-infective Dosing.’, *Clinical therapeutics*, 38(9), pp. 1930–1947. doi: 10.1016/j.clinthera.2016.06.015.

Pankey, G. A. and Sabath, L. D. (2004) ‘Clinical relevance of bacteriostatic versus bactericidal mechanisms of action in the treatment of Gram-positive bacterial infections.’, *Clinical infectious diseases : an official publication of the Infectious Diseases Society of America*, 38(6), pp. 864–870. doi: 10.1086/381972.

Prabhakara, G. (2010) *Health Statistics (Health Information System), Short Textbook of Preventive and Social Medicine*. doi: 10.5005/jp/books/11257\_5.

Schuchat, A. (2000) ‘Neonatal group B streptococcal disease--screening and prevention.’, *The New England journal of medicine*. United States, pp. 209–210. doi: 10.1056/NEJM200007203430310.

Seale, A. C. et al. (2009) ‘Maternal and early onset neonatal bacterial sepsis: burden and strategies for prevention in sub-Saharan Africa’, *The Lancet Infectious Diseases*, 9(7), pp. 428–438. doi: 10.1016/S1473-3099(09)70172-0.

Seale, A. C., Obiero, C. W. and Berkley, J. A. (2015) ‘Rational development of guidelines for management of neonatal sepsis in developing countries.’, *Current opinion in infectious diseases*, 28(3), pp. 225–230. doi: 10.1097/QCO.0000000000000163.

Shane, A. L. and Stoll, B. J. (2013) ‘Recent developments and current issues in the epidemiology, diagnosis, and management of bacterial and fungal neonatal sepsis.’, *American journal of perinatology*, 30(2), pp. 131–141. doi: 10.1055/s-0032-1333413.

Simonsen, K. A. et al. (2014) ‘Early-onset neonatal sepsis’, *Clinical Microbiology Reviews*, 27(1), pp. 21–47. doi: 10.1128/CMR.00031-13.

Stoll, B. J. et al. (2011) 'Early onset neonatal sepsis: the burden of group B Streptococcal and E. coli disease continues.', *Pediatrics*, 127(5), pp. 817–826. doi: 10.1542/peds.2010-2217.

Tallur, S. S. et al. (2000) 'Clinico-bacteriological study of neonatal septicemia in Hubli.', *Indian journal of pediatrics*, 67(3), pp. 169–174. doi: 10.1007/BF02723654.

Tsai, M.-H. et al. (2014) 'Incidence, clinical characteristics and risk factors for adverse outcome in neonates with late-onset sepsis.', *The Pediatric infectious disease journal*, 33(1), pp. e7–e13. doi: 10.1097/INF.0b013e3182a72ee0.

Vergnano, S. et al. (2011) 'Neonatal infections in England: the NeonIN surveillance network.', *Archives of disease in childhood. Fetal and neonatal edition*, 96(1), pp. F9–F14. doi: 10.1136/adc.2009.178798.

Wechselberger, K. et al. (2016) 'Secretoneurin Serum Levels in Healthy Term Neonates and Neonates with Hypoxic-Ischaemic Encephalopathy', *Neonatology*, 110(1), pp. 14–20. doi: 10.1159/000444245.

World Health Organization (WHO) (2015) 'Ethiopian Health Sector Transformation Plan.2015/16 - 2019/20', Federal Democratic Republic of Ethiopia Ministry of Health, 20(May), p. 50.

Wynn, J. L. (2016) 'Defining Neonatal Sepsis'. doi: 10.1097/MOP.0000000000000315.

Yamey, G. et al. (2016) 'Reducing the global burden of Preterm Birth through knowledge transfer and exchange: A research agenda for engaging effectively with policymakers', *Reproductive Health*, 13(1), pp. 1–9. doi: 10.1186/s12978-016-0146-8.

Zaidi, A. K. M. et al. (2005) 'Hospital-acquired neonatal infections in developing countries.', *Lancet (London, England)*, 365(9465), pp. 1175–1188. doi: 10.1016/S0140-6736(05)71881-X.

Cristina, M. L., Sartini, M. and Spagnolo, A. M. (2019) 'Serratia marcescens Infections in Neonatal Intensive Care Units (NICUs).', *International journal of environmental research and public health*, 16(4). doi: 10.3390/ijerph16040610.

Gajul, S. V et al. (2015) 'Klebsiella Pneumoniae in Septicemic Neonates with Special Reference to Extended Spectrum  $\beta$ -lactamase, AmpC, Metallo  $\beta$ -lactamase Production and Multiple Drug Resistance in Tertiary Care Hospital.', *Journal of laboratory physicians*, 7(1), pp. 32–37. doi: 10.4103/0974-2727.151689.

Guo, J. et al. (2019) 'Clinical Characteristic and Pathogen Spectrum of Neonatal Sepsis in Guangzhou City from June 2011 to June 2017.', *Medical science monitor : international medical journal of experimental and clinical research*, 25, pp. 2296–2304. doi: 10.12659/MSM.912375.

- Khanna, A., Khanna, M. and Aggarwal, A. (2013) 'Serratia marcescens- a rare opportunistic nosocomial pathogen and measures to limit its spread in hospitalized patients.', *Journal of clinical and diagnostic research: JCDR*, 7(2), pp. 243–246. doi: 10.7860/JCDR/2013/5010.2737.
- Korang, S. K. *et al.* (2019) 'Antibiotic regimens for neonatal sepsis - a protocol for a systematic review with meta-analysis.', *Systematic reviews*, 8(1), p. 306. doi: 10.1186/s13643-019-1207-1.
- Mukherjee, S. *et al.* (2021) 'Neonatal Sepsis: The Impact of Carbapenem-Resistant and Hypervirulent *Klebsiella pneumoniae*.', *Frontiers in medicine*, 8, p. 634349. doi: 10.3389/fmed.2021.634349.
- Saleem, A. F. *et al.* (2013) 'Trends in antibiotic susceptibility and incidence of late-onset *Klebsiella pneumoniae* neonatal sepsis over a six-year period in a neonatal intensive care unit in Karachi, Pakistan.', *International journal of infectious diseases: IJID: official publication of the International Society for Infectious Diseases*, 17(11), pp. e961-5. doi: 10.1016/j.ijid.2013.04.007.
- Shah, A. J., Mulla, S. A. and Revdiwala, S. B. (2012) 'Neonatal sepsis: high antibiotic resistance of the bacterial pathogens in a neonatal intensive care unit of a tertiary care hospital.', *Journal of clinical neonatology*, 1(2), pp. 72–75. doi: 10.4103/2249-4847.96753.
- Yurdakök, M. (1998) 'Antibiotic use in neonatal sepsis', *The Turkish journal of pediatrics*, 40(1), pp. 17–33. Available at: <http://europepmc.org/abstract/MED/9722468>.

## LAMPIRAN

### Lampiran 1. Biodata Penulis



#### IDENTITAS MAHASISWA

Nama Mahasiswa : Agil Muhammad Tsaqib  
No. Stambuk : C011191072  
Tempat, Tanggal Lahir : Makassar, 5 Januari 2002  
Alamat : Jalan Rutan No.38B, Makassar  
Riwayat Pendidikan : SD Nusantara Makassar  
SMP Nusantara Makassar  
SMA Negeri 17 Makassar  
Nama Orang Tua : Dr. dr. Ema Alasiry, Sp.A(K)  
Jeffry Tadjuddin  
Nomor HP Mahasiswa : 089652312377  
E-mail Mahasiswa : agiltsaqib@gmail.com  
Dosen Pembimbing : dr. Firdaus Hamid, Ph.D., Sp.MK  
No. HP Pembimbing : 081343788836

**Lampiran 2. Surat Izin dari Instansi Kepada Direktur RSUP Dr. Wahidin Sudirohusodo**



KEMENTERIAN PENDIDIKAN, KEBUDAYAAN,  
RISET, DAN TEKNOLOGI  
UNIVERSITAS HASANUDDIN  
FAKULTAS KEDOKTERAN  
**PROGRAM STUDI SARJANA KEDOKTERAN**  
Jl. Perintis Kemerdekaan Km. 10 Tamalanrea, Makassar 90245, Telp. (0411) 587436, Fax. (0411) 586297

Nomor : 23098/UN4.6.8/PT.01.04/2022  
Lamp : ---  
Hal : Permohonan Izin Penelitian

7 Oktober 2022

Kepada Yth. :  
Direktur RSUP Dr. Wahidin Sudirohusodo  
Di-  
Makassar

Dengan hormat, disampaikan bahwa mahasiswa Program Studi Pendidikan Dokter Fakultas Kedokteran Universitas Hasanuddin di bawah ini :

N a m a : Agil Muhammad Tsaqib  
N i m : C011191072

bermaksud melakukan penelitian di RSUP Dr. Wahidin Sudirohusodo dengan judul penelitian **“Peta Kuman & Pola Resistensi Antibiotik Pasien Penderita Sepsis Neonatal Di NICU RSUP Dr. Wahidin Sudirohusodo Periode Januari-Desember 2019”**

Sehubungan hal tersebut kiranya yang bersangkutan dapat diberi izin untuk melakukan Penelitian dalam rangka penyelesaian studinya.

Demikian permohonan kami, atas bantuan dan kerjasamanya disampaikan terima kasih.




Ketua,  
Program Studi Sarjana Kedokteran  
Fakultas Kedokteran Unhas

Tembusan Yth :  
1. Arsip

dr. Ririn Nislawati, M.Kes.,Sp.M  
NIP 198101182009122003

**Lampiran 3. Surat Izin dari Instansi Kepada Komisi Etik Penelitian Kesehatan FK Unhas**

  
KEMENTERIAN PENDIDIKAN, KEBUDAYAAN,  
RISET, DAN TEKNOLOGI  
UNIVERSITAS HASANUDDIN  
FAKULTAS KEDOKTERAN  
**PROGRAM STUDI SARJANA KEDOKTERAN**  
Jl. Perintis Kemerdekaan Km. 10 Tamalanrea, Makassar 90245, Telp. (0411) 587436, Fax. (0411) 586297

Nomor : 23099/UN4.6.8/KP.06.07/2022 7 Oktober 2022  
Lamp : ---  
Hal : Pengantar Untuk Mendapatkan Rekomendasi Etik

Yth :  
Ketua Komite Etik Penelitian Kesehatan FK Unhas  
Makassar

Dengan hormat, disampaikan bahwa mahasiswa Program Studi Sarjana Kedokteran Fakultas Kedokteran Universitas Hasanuddin di bawah ini :


N a m a : Agil Muhammad Tsaqib  
N i m : C011191072

bermaksud melakukan penelitian dengan Judul **"Peta Kuman & Pola Resistensi Antibiotik Pasien Penderita Sepsis Neonatal Di NICU RSUP Dr. Wahidin Sudirohusodo Periode Januari-Desember 2019"**


Untuk maksud tersebut di atas, kami mohon kiranya yang bersangkutan dapat diberikan surat rekomendasi etik dalam rangka penyelesaian studinya.

Demikian permohonan kami, atas bantuan dan kerjasamanya disampaikan terima kasih.

Ketua,  
Program Studi Sarjana Kedokteran  
Fakultas Kedokteran Unhas


  
dr. Ririn Nislawati, M.Kes.,Sp.M  
NIP 198101182009122003

*Tembusan Yth :*  
1. Arsip






**Lampiran 4. Rekomendasi Persetujuan Etik oleh Komisi Etik Penelitian Kesehatan FK Unhas**





KEMENTERIAN PENDIDIKAN, KEBUDAYAAN, RISET DAN TEKNOLOGI  
 UNIVERSITAS HASANUDDIN FAKULTAS KEDOKTERAN  
 KOMITE ETIK PENELITIAN UNIVERSITAS HASANUDDIN  
 RSPTN UNIVERSITAS HASANUDDIN  
 RSUP Dr. WAHIDIN SUDIROHUSODO MAKASSAR  
 Sekretariat : Lantai 2 Gedung Laboratorium Terpadu  
 JL.PERINTIS KEMERDEKAAN KAMPUS TAMALANREA KM.10 MAKASSAR 90245.  
 Contact Person: dr. Agussalim Bukhari, MMed, PhD, SpGK TELP. 081241850858, 0411 5780103, Fax : 0411-581431



**REKOMENDASI PERSETUJUAN ETIK**  
 Nomor : 626/UN4.6.4.5.31/ PP36/ 2022

Tanggal: 19 Oktober 2022

Dengan ini Menyatakan bahwa Protokol dan Dokumen yang Berhubungan Dengan Protokol berikut ini telah mendapatkan Persetujuan Etik :

No Protokol	UH22100604	No Sponsor Protokol	
Peneliti Utama	<b>Agil Muhammad Tsaqib</b>	Sponsor	
Judul Peneliti	Peta Kuman dan Pola Resistensi Antibiotik Pasien Penderita Sepsis Neonatal di NICU RSUP dr. Wahidin Sudirohusodo Periode Januari-Desember 2019		
No Versi Protokol	<b>1</b>	Tanggal Versi	<b>17 Oktober 2022</b>
No Versi PSP		Tanggal Versi	
Tempat Penelitian	RSUP Dr. Wahidin Sudirohusodo Makassar		
Jenis Review	<input checked="" type="checkbox"/> Exempted <input type="checkbox"/> Expedited <input type="checkbox"/> Fullboard Tanggal	Masa Berlaku <b>19 Oktober 2022</b> sampai <b>19 Oktober 2023</b>	Frekuensi review lanjutan
Ketua KEP Universitas Hasanuddin	Nama <b>Prof.Dr.dr. Suryani As'ad, M.Sc.,Sp.GK (K)</b>	Tanda tangan 	
Sekretaris KEP Universitas Hasanuddin	Nama <b>dr. Agussalim Bukhari, M.Med.,Ph.D.,Sp.GK (K)</b>	Tanda tangan 	

**Kewajiban Peneliti Utama:**

- Menyerahkan Amandemen Protokol untuk persetujuan sebelum di implementasikan
- Menyerahkan Laporan SAE ke Komisi Etik dalam 24 Jam dan dilengkapi dalam 7 hari dan Lapo SUSAR dalam 72 Jam setelah Peneliti Utama menerima laporan
- Menyerahkan Laporan Kemajuan (progress report) setiap 6 bulan untuk penelitian resiko tinggi dan setiap setahun untuk penelitian resiko rendah
- Menyerahkan laporan akhir setelah Penelitian berakhir
- Melaporkan penyimpangan dari prokol yang disetujui (protocol deviation / violation)
- Mematuhi semua peraturan yang ditentukan

## Lampiran 5. Data Penelitian

NO	RM	JK	TGL LAHIR	USIA	TGL MSK	TGL KELUAR	Kultur Darah				
							Nama Bakteri	Gram (+)		Gram (-)	
								MDR	Non MDR	MDR	Non MDR
1	828793	P	03.01.2018	0 hari	03.01.2018	10.01.2018	KLEBSIELLA PNEUMONIA			√	
2	831410	L	19.01.2018	6 hari	25.01.2018	10.02.2018	KLEBSIELLA PNEUMONIA			√	
3	831385	P	24.01.2018	0 hari	24.01.2018	26.01.2018	KLEBSIELLA PNEUMONIA			√	
4	831866	P	29.01.2018	0 hari	29.01.2018	09.04.2018	KLEBSIELLA PNEUMONIA			√	
5	833211	L	10.02.2018	0 hari	10.02.2018	19.04.2018	ACINETOBACTER BAUMANII			√	
6	840005	P	13.04.2018	1 hari	14.04.2018	15.05.2018	KLEBSIELLA PNEUMONIA			√	
7	840220	P	16.04.2018	0 hari	16.04.2018	20.04.2018	KLEBSIELLA PNEUMONIA			√	
8	842731	P	16.04.2018	24 hari	10.05.2018	03.06.2018	STAPHYLOCOCCUS	√			
9	840524	L	19.04.2018	0 hari	19.04.2018	07.05.2018	SERRATIA MARCESCENS			√	
10	841490	P	28.04.2018	0 hari	28.04.2018	13.05.2018	KLEBSIELLA PNEUMONIA			√	
11	843915	L	12.05.2018	10 hari	22.05.2018	16.06.2018	KLEBSIELLA PNEUMONIA			√	
12	843206	P	12.05.2018	3 hari	15.05.2018	27.07.2018	STAPHYLOCOCCUS HOMINIS	√			
13	842970	L	13.05.2018	0 hari	13.05.2018	27.06.2018	BURKHOLDERIA CEPACIA			√	
14	843707	L	18.05.2018	2 hari	20.05.2018	17.06.2018	KLEBSIELLA PNEUMONIA			√	
15	845834	L	16.06.2018	5 hari	21.06.2018	20.07.2018	SERRATIA MARCESCENS			√	
16	846088	P	20.06.2018	2 hari	22.06.2018	23.07.2018	SERRATIA MARCESCENS			√	

17	848178	L	09.07.2018	0 hari	09.07.2018	29.07.2018	KLEBSIELLA PNEUMONIA			√	
18	851119	P	23.07.2018	8 hari	31.07.2018	06.09.2018	SERRATIA MARCESCENS			√	
19	853352	L	27.07.2018	25 hari	21.08.2018	08.09.2018	SERRATIA MARCESCENS			√	
20	854851	L	14.08.2018	22 hari	05.09.2018	21.09.2018	STAPHYLOCOCCUS AUREUS		√		
21	855133	L	18.08.2018	22 hari	09.09.2018	16.09.2018	ENTEROBACTER CLOACA COMPLEX			√	
22	854312	P	23.08.2018	15 hari	07.09.2018	29.09.2018	BURKHOLDERIA CEPACIA			√	
23	855079	L	05.09.2018	2 hari	07.09.2018	27.09.2018	ACINETOBACTER BAUMANII			√	
24	856946	P	16.09.2018	8 hari	24.09.2018	30.09.2018	KLEBSIELLA PNEUMONIA			√	
25	856960	P	20.09.2018	5 hari	25.09.2018	12.10.2018	KLEBSIELLA PNEUMONIA			√	
26	917580	P	06.10.2020	9 hari	15.10.2018	12.11.2018	KLEBSIELLA PNEUMONIA			√	
27	859302	L	15.10.2018	13 hari	28.10.2018	12.11.2018	STAPHYLOCOCCUS PSEUDOINTERM EDIUS	√			
28	862203	L	26.10.2018	13 hari	08.11.2018	02.12.2018	ACINETOBACTER BAUMANII			√	
29	861560	L	01.11.2018	0 hari	01.11.2018	26.11.2018	KLEBSIELLA PNEUMONIA			√	
30	863446	P	02.11.2018	18 hari	20.11.2018	28.11.2018	KLEBSIELLA PNEUMONIA			√	
31	863566	L	12.11.2018	9 hari	21.11.2018	14.12.2018	KLEBSIELLA PNEUMONIA			√	
32	865884	L	25.11.2018	17 hari	12.12.2018	12.12.2018	STAPHYLOCOCCUS	√			
33	865393	P	08.12.2018	0 hari	08.12.2018	09.01.2019	ENTEROBACTER CLOACA			√	
34	866745	P	18.12.2018	1 hari	19.12.2018	10.01.2019	SERRATIA MARCESCENS			√	
35	867720	L	28.12.2018	2 hari	30.12.2018	25.02.2019	KLEBSIELLA PNEUMONIA			√	

36	876316	L	07.03.2019	3 hari	10.03.2019	12.03.2019	ACHROMOBACTER DENITRIFICANS			√	
37	879741	P	16.03.2019	25 hari	10.04.2019	17.04.2019	STAPHYLOCOCCUS LUGDUNENSIS	√			
38	881366	L	16.04.2019	10 hari	26.04.2019	27.07.2019	KLEBSIELLA PNEUMONIA			√	
39	880603	L	20.04.2019	11 hari	21.04.2019	11.05.2019	MICROCOCCUS LYLAE		√		
40	882804	L	11.05.2019	11 hari	12.05.2019	27.05.2019	KLEBSIELLA PNEUMONIA			√	
41	885661	L	27.05.2019	17 hari	13.06.2019	23.06.2019	KLEBSIELLA PNEUMONIA			√	
42	887946	L	11.06.2019	22 hari	03.07.2019	04.08.2019	SERRATIA MARCESCENS			√	
43	886182	L	18.06.2019	0 hari	18.06.2019	24.06.2019	ACINETOBACTER BAUMANII			√	
44	887412	L	18.06.2019	10 hari	28.06.2019	28.07.2019	STAPHYLOCOCCUS HOMINIS	√			
45	888734	P	25.06.2019	15 hari	10.07.2019	17.08.2019	KLEBSIELLA PNEUMONIA				√
46	889456	L	15.07.2019	11 hari	16.07.2019	07.08.2019	STAPHYLOCOCCUS HAEMOLYTICUS	√			
47	891832	P	04.08.2019	3 hari	07.08.2019	12.08.2019	ENTEROBACTER CLOACA COMPLEX			√	
48	891730	L	06.08.2019	0 hari	06.08.2019	12.08.2019	SERRATIA MARCESCENS			√	
49	892375	P	14.08.2019	11 hari	15.08.2019	30.08.2019	KLEBSIELLA PNEUMONIA			√	
50	893331	L	25.08.2019	0 hari	25.08.2019	02.09.2019	KOCURIA VARIANS		√		
51	893610	P	27.08.2019	0 hari	27.08.2019	14.09.2019	ACINETOBACTER BAUMANII			√	
52	893862	L	30.08.2019	0 hari	30.08.2019	15.09.2019	SERRATIA MARCESCENS			√	
53	894019	L	31.08.2019	1 hari	01.09.2019	04.09.2019	SERRATIA MARCESCENS			√	
54	894400	L	03.09.2019	1 hari	04.09.2019	06.10.2019	SERRATIA MARCESCENS			√	
55	894706	L	04.09.2019	5 hari	09.09.2019	26.09.2019	Serratia marcescens			√	

56	897631	L	30.09.2019	7 hari	07.10.2019	06.11.2019	SERRATIA MARCESCENS			√	
57	899376	L	10.10.2019	13 hari	23.10.2019	25.11.2019	SERRATIA MARCESCENS			√	
58	900912	L	17.10.2019	21 hari	07.11.2019	13.11.2019	STAPHYLOCOCCUS AUREUS		√		
59	898933	L	17.10.2019	21 hari	19.10.2019	14.11.2019	SERRATIA MARCESCENS			√	
60	898910	L	18.10.2019	0 hari	18.10.2019	06.11.2019	KLEBSIELLA PNEUMONIA			√	
61	899555	L	20.10.2019	4 hari	24.10.2019	03.11.2019	SERRATIA MARCESCENS			√	
62	899187	P	20.10.2019	2 hari	22.10.2019	27.10.2019	ENTEROBACTER AEROGENES			√	
63	899319	P	20.10.2019	2 hari	22.10.2019	27.10.2019	SERRATIA MARCESCENS			√	
64	904212	L	09.11.2019	2 hari	11.11.2019	16.12.2019	BURKHOLDERIA CEPACIA			√	
65	902688	L	11.11.2019	14 hari	25.11.2019	15.12.2019	KLEBSIELLA PNEUMONIA			√	
66	901576	L	13.11.2019	0 hari	13.11.2019	15.11.2019	ENTEROBACTER AEROGENES			√	
67	901855	P	17.11.2019	0 hari	17.11.2019	22.11.2019	SERRATIA MARCESCENS			√	
68	903040	L	19.11.2019	9 hari	28.11.2019	25.12.2019	KLEBSIELLA PNEUMONIA			√	
69	903042	P	28.11.2019	0 hari	28.11.2019	26.01.2020	SERRATIA MARCESCENS			√	
70	905614	P	29.11.2019	27 hari	26.12.2019	30.01.2020	KLEBSIELLA PNEUMONIA			√	
71	904104	P	09.12.2019	0 hari	09.12.2019	31.12.2019	KLEBSIELLA PNEUMONIA			√	
72	904198	P	10.12.2019	0 hari	10.12.2019	08.01.2020	KLEBSIELLA PNEUMONIA			√	
73	907680	L	02.01.2020	13 hari	15.01.2020	02.02.2020	SERRATIA MARCESCENS				√

74	906896	L	06.01.2020	1 hari	07.01.2020	29.01.2020	SERRATIA MARCESCENS			√	
75	909880	P	03.02.2020	0 hari	03.02.2020	07.02.2020	ACINETOBACTER BAUMANII			√	
76	910266	P	03.02.2020	3 hari	06.02.2020	20.02.2020	KLEBSIELLA PNEUMONIA			√	
77	914792	P	01.03.2020	19 hari	20.03.2020	30.03.2020	STAPHYLOCOCCUS EPIDERMIDIS	√			
78	915680	L	16.03.2020	3 hari	18.03.2020	24.03.2020	STAPHYLOCOCCUS HAEMOLYTICUS	√			
79	915654	P	25.03.2020	20 hari	14.04.2020	28.04.2020	STAPHYLOCOCCUS AUREUS	√			
80	915936	L	24.04.2020	2 hari	26.04.2020	11.05.2020	BURKHOLDERIA CEPACIA			√	
81	915959	L	25.04.2020	2 hari	27.04.2020	17.05.2020	ACINETOBACTER BAUMANII			√	
82	915932	L	26.04.2020	0 hari	26.04.2020	28.04.2020	KLEBSIELLA PNEUMONIA			√	
83	916268	P	08.05.2020	0 hari	08.05.2020	18.05.2020	SERRATIA MARCESCENS			√	
84	917669	P	24.05.2020	20 hari	13.06.2020	19.06.2020	KLEBSIELLA PNEUMONIA				√
85	917250	L	31.05.2020	4 hari	04.06.2020	17.06.2020	KLEBSIELLA PNEUMONIA				√
86	917330	L	05.06.2020	2 hari	07.06.2020	20.06.2020	ACINETOBACTER BAUMANII			√	
87	917338	L	07.06.2020	0 hari	07.06.2020	16.06.2020	STAPHYLOCOCCUS HAEMOLYTICUS	√			
88	917522	P	08.06.2020	2 hari	10.06.2020	21.06.2020	KLEBSIELLA PNEUMONIA			√	
89	917894	P	10.06.2020	8 hari	18.06.2020	01.07.2020	KLEBSIELLA PNEUMONIA			√	
90	917826	L	14.06.2020	2 hari	16.06.2020	24.06.2020	STAPHYLOCOCCUS HAEMOLYTICUS	√			
91	918893	P	15.06.2020	21 hari	06.07.2020	27.07.2020	SPHINGOMONAS PAUCIMOBILIS				√
92	918282	L	22.06.2020	2 hari	24.06.2020	02.07.2020	STAPHYLOCOCCUS HAEMOLYTICUS	√			
93	918614	L	26.06.2020	3 hari	29.06.2020	15.07.2020	ACINETOBACTER BAUMANII			√	
94	919417	P	13.07.2020	6 hari	19.07.2020	03.09.2020	KLEBSIELLA PNEUMONIA			√	

95	919690	P	25.07.2020	2 hari	27.07.2020	01.09.2020	ESCHERICIA COLI				√
96	921273	P	31.07.2020	4 hari	04.09.2020	26.09.2020	STAPHYLOCOCCUS HAEMOLYTICUS	√			
97	920185	L	10.08.2020	0 hari	10.08.2020	30.09.2020	STAPHYLOCOCCUS EPIDERMIDIS	√			
98	907674	P	28.12.2019	0 hari	14.01.2020	06.02.2020	KLEBSIELLA PNEUMONIA				√
99	921296	L	04.09.2020	2 hari	06.09.2020	12.09.2020	STAPHYLOCOCCUS HAEMOLYTICUS	√	10200		
100	921552	P	06.09.2020	4 hari	10.09.2020	26.09.2020	STAPHYLOCOCCUS AUREUS	√			
101	921671	P	12.09.2020	0 hari	12.09.2020	25.10.2020	STAPHYLOCOCCUS EPIDERMIDIS	√			
102	922295	P	27.09.2020	9 hari	06.10.2020	21.12.2020	KLEBSIELLA PNEUMONIA				√
103	923730	P	31.10.2020	0 hari	31.10.2020	09.11.2020	ACINETOBACTER BAUMANII				√
104	923988	L	05.11.2020	0 hari	05.11.2020	05.12.2020	KLEBSIELLA PNEUMONIA				√
105	924858	L	13.11.2020	6 hari	19.11.2020	06.12.2020	KLEBSIELLA PNEUMONIA				√
106	925654	L	24.11.2020	8 hari	02.12.2020	10.12.2020	SERRATIA MARCESCENS				√
107	926161	P	12.12.2020	1 hari	13.12.2020	31.12.2020	ACINETOBACTER BAUMANII				√
108	925782	P	03.12.2020	1 hari	04.12.2020	15.12.2020	SERRATIA MARCESCENS				√
109	918293	L	18.06.2020	6 hari	24.06.2020	26.06.2020	SERRATIA MARCESCENS				√
110	918032	P	25.04.2020	25 hari	19.06.2020	27.06.2020	STAPHYLOCOCCUS EPIDERMIDIS	√			
111	917616	P	27.05.2020	16 hari	12.06.2020	6/24/020	STAPHYLOCOCCUS EPIDERMIDIS	√			
112	916755	L	22.05.2020	0 hari	22.05.2020	25.06.2020	STAPHYLOCOCCUS HAEMOLYTICUS	√			
113	916367	L	08.05.2020	3 hari	11.05.2020	27.05.2020	STAPHYLOCOCCUS HOMINIS	√			

114	916306	L	09.05.2020	1 hari	10.05.2020	23.05.2020	STAPHYLOCOCCUS HAEMOLYTICUS	√			
115	915891	P	23.04.2020	0 hari	23.04.2020	15.05.2020	ACINETOBACTER BAUMANII				√
116	915239	P	06.03.2020	20 hari	26.03.2020	28.03.2020	ESCHERICIA COLI				√
117	912243	L	25.02.2020	0 hari	25.02.2020	19.03.2020	ACINETOBACTER BAUMANII				√
118	911014	L	06.02.2020	7 hari	13.02.2020	05.03.2020	BURKHOLDERIA CEPACIA				√
119	910744	P	11.02.2020	0 hari	11.02.2020	19.02.2020	STAPHYLOCOCCUS HAEMOLYTICUS	√			
120	902658	P	20.11.2019	5 hari	25.11.2019	19.01.2020	SERRATIA MARCESCENS				√
121	901661	P	11.11.2019	3 hari	14.11.2019	07.12.2019	SERRATIA MARCESCENS				√
122	901177	L	11.11.2019	0 hari	11.11.2019	11/15/2019	SERRATIA MARCESCENS				√
123	898205	P	12.10.2019	0 hari	12.10.2019	23.10.2019	KLEBSIELLA PNEUMONIA				√
124	900883	L	31.10.2019	6 hari	06.11.2019	27.11.2019	ACHROMOBACTER XYLOSOXIDANS				√
125	896699	P	09.09.2019	19 hari	28.09.2019	31.10.2019	KLEBSIELLA PNEUMONIA				√
126	896723	P	10.09.2019	18 hari	28.09.2019	11.11.2019	SERRATIA MARCESCENS				√
127	896124	P	20.09.2019	3 hari	23.09.2019	29.09.2019	STAPHYLOCOCCUS HAEMOLYTICUS	√			
128	893477	L	24.08.2019	2 hari	26.08.2019	25.09.2019	SERRATIA MARCESCENS				√
129	893278	P	20.08.2019	4 hari	24.08.2019	30.09.2019	ACINETOBACTER BAUMANII				√
130	886181	P	02.06.2019	16 hari	18.06.2019	03.10.2019	SERRATIA MARCESCENS				√
131	869111	L	08.01.2019	1 hari	09.01.2019	27.01.2019	Morganella morgani				√
132	843656	L	16.05.2018	3 hari	19.05.2018	29.05.2018	ENTEROBACTER CLOACA COMPLEX				√



133	875924	P	05.02.2019	2 hari	05.03.2019	15.03.2019	ENTEROCOCCUS FAECALIS	√			
134	880966	L	18.04.2019	5 hari	23.04.2019	10.05.2019	KLEBSIELLA OXYTOCA			√	
135	893728	P	23.08.2019	5 hari	28.08.2019	14.10.2019	STENOTROPOMONAS MALTOPHILIA			√	
136	897410	L	04.10.2019	0 hari	04.10.2019	04.11.2019	Serratia marcescens			√	
137	915729	P	15.04.2020	1 hari	16.04.2020	02.06.2020	STAPHYLOCOCCUS HAEMOLYTICUS		√		
138	828712	P	29.12.2017	5 hari	03.01.2018	11.02.2018	BURKHOLDERIA CEPACIA			√	

Diagnosis		lama rawat	ket
Masuk	Keluar		
RDN + BBLR + BKB/SMK	RDN + sepsis neonatorum + susp.Nec	7 hari	MENINGGAL
Susp Hirshsprung disease + curiga besar sepsis	Ileu sobstruktif ec atresia ileum + sepsis neonatorum + BCB/SMK	14 hari	PULANG
RDN + Curiga besar sepsis + BCB/SMK	RDN + Sepsis neonatorum + BCB/SMK	3 hr	MENINGGAL
RDN + Curiga besar sepsis + BKB/SMK	sepsis neonatorum + RDn ec HMD grI + BBLSR + BKB/SMK	71 hari	MENINGGAL
RDN ec HMD + BBLSR + BKB/SMK	Sepsis neonatorum + RDN ec Pneumonia + BBLSR + BKB/SMK	68 hr	PULANG
RDN + curiga besar sepsis + BCB/KMK + BBLR	sepsis neonatorum + RDN ec pneumthorax dextra + BBLR + BCB/SMK	30 hari	PULANG
RDN + Curiga besar sepsis + omphalocele + BBLSR + BKB/SMK	Sepsis neonatorum + RDN ec HMD + BBLASR + BKB/SMK	5 hari	MENINGGAL
stenosis duodenum	sepsis neonatorum + post op laparotomi ec stenosis duodenum + BCB/SMK	24 hari	MENINGGAL
RDN ec HMD gr III + Curiga besar sepsis + BBLSR + BKB/SMK	sepsis neonatorum + RDN ec HMD grIII + PJB ec PDA+ PFO + BBLSR + BKB/SMK	19 hari	MENINGGAL
tumor abdomen + DS dd/ Hipotiroid kongenital + BCB/SMK	sepsis neonatorum + tumor abd ec teratoma + RDN ec Bp bilateral + DS dd/ HK + BCB/SMK	15 hari	MENINGGAL
ileus obstruktif ec hernia inguinalis lateralis	sepsis neonatorum + RDN ec Bp + BBLR	110 hari	MENINGGAL
omphalocele + curiga besar sepsis	sepsis neonatorum + RDn ec Pn Bil + PJB ec ASD + Giant omphalocele	74 hari	MENINGGAL
gastroschizis + curiga besar sepsis	sepsis neonatorum + RDN + Gastroschizis + BBLR + BKB/SMK	45 hari	MENINGGAL
BCB/KMK + oliguria	sepsis neonatorum + BBLR + BCB/KMK	22 hari	PULANG
volvulus ileum + curiga besar sepsis	sepsis neonatorum + volvulus ileum + RDN ec Pn. Bil +	29 hari	MENINGGAL
Tumor sacrococcygeus suspek teratoma	teratoma + Sepsis neonatorum + BCB/SMK	11 HARI	PULANG

RDN + Curiga besar sepsis + BBLR + BCB/KMK	Sepsis neonatorum + B\ RDN ec Pn. Bilateral	20 hari	PULANG
RDN + Curiga besar sepsis + BBLR + Hiperbil. Indirek	sepsis neonatorum + RDN ec PJB ec ASD + BBLR + BKB/SMK	36 hari	PULANG
susp stenosis pilorus + Hiperbil. Indirek + curiga besar sepsis	sepsis neonatorum + hirsprung + hiperbil indirek + BCB/SMK	18 hari	PULANG
RDN + curiga besar sepsis + BBLR + BKB/KMK	RDN ec PJB ec ASD + sepsis neonatorum + BBLR + BKB/smk	17 hari	PULANG
RDN + curiga besar sepsis + Kejang neonatorum + DS dd?HK	sepsis neonatorum + RDN + HDN + DIC + BCB/KMK	8 hari	MENINGGAL
teratoma sacrococcygeus + curiga besar sepsis	sepsis neonatorum + teratoma sacrococcygeus + BCB?SMK	21 hari	PULANG
RDN ec hernia diafragmatika + curiga besar sepsis + BCB/SMK	RDN ec Hernia diafragmatika + sepsis neonatorum + BCB/SMK	21 hari	PULANG
intoleransi feeding + BBLR + BKB/SMK	sepsis neonatorum + RDN ec Pneumonia bilateral + PFO + BBLR + BKB/SMK	7 hari	MENINGGAL
RDN + curiga besar sepsis + mikrosefal + susp Cornelia de lange	RDN ec Pneumonia bilateral + sepsis neonatorum + PFO + BCB/KMK	22 hari	PULANG
RDN + curiga besar sepsis	sepsis neonatorum + RDN ec pn	15 hr	pulang
omphalomesenteric remnant	sepsis neonatorum + omphalomesenteric remnant	16 hari	PULANG
GASTROSHIZIS + CURIGA ESAR SEPSIS + BKB/SMK + BBLR	SEPSIS NEONATORUM + OST OP REAPIR DEFEK + BBLR + BKB/SMK	24 HARI	MENINGGAL
RDN + BCB/SMK	sepsis neonatorum + PRDN ec neumonia dextra + BCB/SMK	26 hari	PULANG
ileus obstruksi parsial	sepsis neonatorum + Konstipasi + hiperbilirubinemia indirek	9 hari	PULANG
susp. Atresia jejenum + DIC +ikterus neonatorum	sepsis neonatorum + Hirschprung disease +	22 hari	PULANG
RDN + curiga besar sepsis + hiperbilirubinemia indirek	Sepsis neonatorum + ec Pneumonia interstitial + hiperbil indirek	7 jam	MENINGGAL
Omphalocele	sepsis neonatorum + omphalocele + RDN + DIC	29 hari	MENINGGAL
HDN + curiga besar sepsis	sepsis neonatorum + HDN + BCB/SMK	22 hari	PULANG
atresia esofagus + BBLR	sepsis neonatorum + RDN ec Pneumonia	57 hari	PULANG

hidrosefalus + ruptur meningocele	sepsis neonatorum + RDN + kolestasis intra dd/ekstra + ruptur meningocele	2 hari	MENINGGAL
RDN + curiga besar sepsis + BCB/SMK	sepsis neonatorum + rdn ec pn. Bilateral	7 hari	PULANG
omphalomesenteric remnant + curiga besar sepsis	ruptur omphalocele + sepsis neonatorum +	91 hari	MENINGGAL
asfiksia neonatorum + RD + curiga besar sepsis	sepsis neonatorum + RDN ec pneumonia + BKB/SMK + BBLR	20 hari	MENINGGAL
malformasi anorektal letak tinggi	sepsis neonatorum + malformasi anorektal letak tinggi	15 hari	PULANG
RDN + PJB + curig abesar sepsis + suspek atresi asofagus	sepsis neonatorum + PJB ec PDA dan PFO + BBLR + BKB/SMK	12 hari	MENINGGAL
malformasi anorektal letak e=ringgi + fistel	sepsis neonatorum + RDN ec pneumonia + malformasi anorektal letak tinggi dengn fstel	32 hari	PULANG
RDN + curiga besar sepsis + BBLR + BKB/SMK	sepsis neonatorum + RDN ec HMD gr 2+ BBLR + BKB/SMK	5 hari	MENINGGAL
curiga besar sepsis + susp setenosis duodenum	sepsis neonatorum + stenosis duodenum + RDN	29 hari	MENINGGAL
omphalocele + curiga sepsis besar	sepsis neonatorum + ruptur omphaloele + RDN ec pneumonia dextra	38 hari	MENINGGAL
malformasi anorektal letak tinggi + curiga besar sepsis BBLR + Bkb/SMK	sepsis enonatorum + RDN ec TTN + PJB ec ASD	21 hari	MENINGGAL
ancaman gagal napas + RDN + curiga besar sepsis + susp stenosis duodenum	Sepsis neonatorum + RDN ec Pneu. Bilateral + atresi ileum + anemia prematurity	6 hari	MENINGGAL
RDN + curiga besar sepsis	sepsis neonatorum + RDn ec HMD gr II + BBLASR + BKB/SMK	6 hari	MENINGGAL
RDN + curiga besar sepsis	Sepsis neonatorum + RDn ec Pneumonia + BBLR + BKB/SMMK	15 hari	PULANG
RDn + curiga besar sepsis + BBLSR + BKB/SMK	sepsis neonatrium + Rdnec HMD gr II + BBLSR + BKB/SMK	8 hari	MENINGGAL
RDn ec HMD + curiga besar sepsis + BBLSR + BKB/SMK	sepsis neonatroum + RDN ec HMD gr I + BBLSR + BKB/SMK	18 hari	MENINGGAL
RDN + curiga besar sepsis + BBLASR + BKB/SMK	sepsis neonatorum + RDN ec HMD gr I + BBLASR + BKB/Smk	17 hari	MENINGGAL
RDN ec HMD gr I + sepsis neonatorum	Sepsis neonatorum + RDN ec HMD gr I + BBLSR + BKB/SMK	4 hari	MENINGGAL
RDN + curiga besar sepsis + BCB?SMK	sepsis neonatorum + RDn ec pneumoni bilateral + Bayi dari ibu hepatitis + BCB/SMK	33 hari	PULANG
Curga besar sepsis + malformasi anorektal + RDN	RDN ec Pneumonia + sepsis neonatorum + malformasi anorektal + BBLR + BKB/SMK	17 hari	meninggl

RDN + susp NEC + curiga besar sepsis	sepsis neonatorum + RDN ec pneumonia dextra + NEC gr II + BBLR = BKB/SMK	30 hari	MENINGGAL
RDN + curiga besar sepsis + BCB/BMK	sepsis neonatorum + RDN ce Bp bilateral + BCB/BMK	34 hari	MENINGGAL
RDN ec Pneumothorax sinistra	sepsis neonatorum + RDN ec Pneumothorax + BCB?SMK	7 hari	MENINGGAL
RDN + curiga besar sepsis + BBLR + BKB/SMK	sepsis neonatorum + RDN ec Pneu. Dextra + BBLR + BKB/SMK	27 hari	PULANG
RDN + curiga besar sepsis + BBLR + BKB/SMK	sepsis neonatorum + RDN ec HMD gr I + BBLR + BKB/SMK	20 hari	PULANG
RDN + curiga besar sepsis + BCB/SMK	sepsis neonatorum + BCB?SMK	11 hari	PULANG
RDN + curiga besar sepsis	sepsis neonatorum + RDN ec HMD gr II + BBLASR + BKB/KMK	5 hari	MENINGGAL
RDN + BBLSR + BKB/SMK	sepsis neonatorum + RDN ec HMD gr II + BBLSR + BKB/KMK	6 hari	MENINGGAL
PO divided colostomy + BCB/SMK	malfomasi anorektal post divided kolostomy + sepsis neonatorum + RDN ec Pneumonia bilateral + BCB/SMK	36 hari	MENINGGAL
RDN ec pneumothorax dextra + PJB + BBLR + BKB/SMK	RDN ec Pneumothorax + sepsis neonatorum + atresia esofagus + BBLR + BKB/SMK	19 hari	MENINGGAL
RDN + curiga besar sepsis + BCB/KMK	sepsi neonatroum + RDN ec HMD gr II + BBLR + BCB/KMK	3 hari	MENINGGAL
RDN + curiga besar sepsis + mikropremie + BKB/KMK	RDN ec HMD gr III + sepsis neonatroum + mikroremi + BKB/KMK	6 hari	MENINGGAL
RDN + BBLR + BCB/KMK = sindrom patau	RDN ec Pneumonia bilateral + sepsis neonatorum + suspek sidrom patau	27 hari	MENINGGAL
RDN + mikropremie	RDN ec HMD grade I + sepsis neonatorum + mikropremis + NEC gr I + ROP	59 hari	PULANG
RDN + susp atresi koana + curiga besar sepsis + BBLR	RDN ec Pneu. Bilateral + sepsis neonatorum + BBLR + BKB/SMK	39 hari	MENINGGAL
RDN + BBLR + curiga besar sepsis	sepsis neonatorum + RDN ec HMD gr I + BBLR + BKB/SMK	22 hari	PULANG
RDN + BBLR + curiga besar sepsis	sepsis neonatorum + RDN ec Pneumonia bil + BBLR + BKB/SMK	30 hari	MENINGGAL
suspek atresia esofagus + curiga besar	sepsis neonatorum + RDN ec Pneumonia dextra + BBLR + BCB/KMK	18 hari	MENINGGAL

RDN + curiga besar sepsis + BCB/SMK	sepsis neonatorum + RDN ec TTN + Pjb ec PFO + BCB/SMK	23 hari	PULANG
RDN + curiga besar sepsis + mikropremis + BKB/SMK	sepsis neonatorum + RDN ec HMD gr II + mikropremi + BKB/SMK	5 hari	MENINGGAL
RDN + susp dextrocardia + ikteru smeonatorum	sepsis neonatorum + RDN ec efusi pleura + PJB ec asd + BCB/SMK	16 hari	MENINGGAL
agenesis paru	RDN ec apalsia paru + sepsis neonatorum + BCB/SMK	11 hari	PULANG
malformasi anorektal	sepsis neonatorum + malformasi anorektal tanpa fistel	7 hari	PULANG
RDN + curiga besar sepsis + BBLR + BKB/smk	RDN ec Bp. Bilateral + sepsis neonatorum + BBLR + BLB/SMK	14 hari	menmbaik
malformasi anorektal letak tinggi	sepsis neonatorum + malformasi anorektal letak tinggi	14 hari	PULANG
malformasi anorektal letak tinggi tanpa fistel + ikterus neonatorum + BCB/SMK	sepsis neonatorum + malformasi anorektal letak tinggi tanpa fistel	19 hari	PULANG
RDN + curiga besar sepsis + BBLR + BKB/SMK	sepsis neonatorum + RDN ec HMD gr I + BBLR + <BKB/SMK	3 hari	MENINGGAL
RDN + curiga besar sepsis + BBLSR	sepsis neonatorum + BBLSR + RDN ec HMD gr I + BKB/SMK	20 hari	MENINGGAL
RDN + PJB + curiga besar sepsis	Sepsis neonatroum + RDN + PJB ec VSD + BCB/SMK	6 hari	MENINGGAL
RDN + kejang nenatorum + BBLR	sepsi sneonatorum + RDN + BBLR + BCB/SMK	14 hari	MENINGGAL
atresia duodenum + RDN	sepsis neonatorum + RDN ec Pneumonia bII + atresi duodenum + BBLR + BCB/SMK	14 hari	MENINGGAL
RDN + curiga besar sepsis + BBLR + BKB/smk	sepsis neonatorum + RDN ec HMD gr II + BBLSR + BKB/SMK	10 hari	MENINGGAL
HDN + curiga besar sepsis	sepsis neonatorum + HDn + BCB/SMK	11 hari	PULANG
RDN + kejang neonatorum	sepsis neonatorum + RDN + kejang neonatorum + hipotiroid subklinis + BCB/SMK	13 hari	PULANG
RDN + curiga besar sepsis + BKB/SMK	sepsis neonatorum + RDN ec Pn. Bilateral + BBLR + BKB/SMK	8 hari	MENINGGAL
RDN + PJB ec susp. TGA	PJB ec TGA + sepsis neonatorum + RDN BCB/SMK	21 hari	PULANG
RDN + kejang neonatorum	sepsis neonatorum + RDN ec Pneumonia bilateral + BCB/SMK	9 hari	MENINGGAL
suspek syok sepsis	sepsis neonatorum + RDN ec Pneumonia + BCB/SMK	16 hari	PULANG
omphalocele + RDN + curiga besar sepsis	sepsi neonatorum + Giant Omphalocele + BCB/KMK	44 hari	MENINGGAL

malformasi anorektal	malformasi anorektal + sepsis neonatorum + Pneumonia bilateral + BCB/SMK	36 hari	MENINGGAL
sepsis neonatroum	sepsis neonatorum + RDN ec Pneumonia bilateral + hipotiroid kongenital	23 hari	PULANG
RDN + curiga besar sepsis + Mikropremis	RDN ec HMD gr III + sepsis neonatorum Mikropremmmia +BKB/Smk	51 hari	PULANG
KOLESTASIS + CURIGA BESAR SEPSIS	SEPSIS NEONATORUM + KOLESTASIS EC SEPSIS + BBLSR + BKB/SMK	20 HARI	PULANG
RDN + curiga besar sepsis	sepsis neonatorum + RDN ec TTN + BCB/SMK	7 hari	PULANG
RDN +BBLR + gemelli	sepsis neonatorum + RDN ec HMD + BBLR + BKB/KMK	14 hari	PULANG
RDN + curiga besar sepsis	sepsis neonatorum + RDn ec pneumonia + BCB/KMK + multiple cngnital anomali	44 hari	MENINGGAL
curiga besar sepsis + RDn + BCB/KMK + BBLR	sepsis neonatorum + RDN ec Pneumonia dextra + kolestasis intra hepatic + BBLR + BCB/KMK	88 hari	MENINGGAL
RDN + PJB + cruiga besar sepsis + BCB/SMK	RDN ec PPHN + PJB ec PFO + sepsis neonatorum + BCB/SMMK	10 hari	PULANG
RDn +curiga besar sepsis + IUGR + BBLSR + BKB/KMK	sepsis neonatorum + RDN ec HMD gr II + IUGR + BBLSR + BKB/KMK	30 hari	MENINGGAL
atresia ani + curiga besar sepsis + RDN	sepsis neonatorum + RDN ec pneumonia dextra + PJB ec VSD	18 hari	MENINGGAL
RDN + Sepsis neonatorum + PJB	sepsis neonatorum + pneumonia bilateral + PJB ec TGA + PDA + BCB/SMK	8 hari	MENINGGAL
RDN + curiga besar sepsis	sepsis neonatorum + RDN ec Pneumonia bilatera + PKB ec ASD DAN PDA + BCB/SMK	18 hari	PULANG
malformasi anorektal letak rendah	sepsis neonatroum + malformasi anorektal letak rendah post PSARP	11 hari	PULANG
RDN + curiga besar sepsis + BBLSR	RDN ec Bp sinistra + sepsis neonatorum + AKI tipe Failure + BBLSR + BKB SMK	3 hari	MENINGGAL
RDn + curiga besar sepsis + BKB/SMK+ kolestasis intrahepatik dd/ekstrahepatik	sepsis neonatroum + RDN + EUGR + BBLSR + BKB/SMK	7 hari	MENINGGAL
hidroefalus kongenital + susp infeksi TORCH + PJB ec VSD + bayi dari ibu hepatitis	sepsis neonatorum + holoproenchepaly + BCB/SMK	12 hari	PULANG
RDn + curiga besar sepsis + gastroschizis + BCB/SMK	sepsis neonatorum + RDn ec Pneumonia bilateral + gastroschizis	34 hari	PULANG
asfiksia + curiga besar sepsis	sepsis neonatorum + PJB ec PFO + Hipotiroid subklinis + BCB/SMk	16 hari	PULANG

RDN + curiga besar sepsis + BCB/SMK	sepsis neonatroum + RDN ec TTN + PJB ec PDA + BCB/SMK	13 hari	PULANG
RDN + encephalocele + BCB/SMK	sepsis neonatorum + RDn ec Pneumonia bilateral + perdarahan intraserebri + BCB/SMK	20 hari	MENINGGAL
RDN + sepsis neonatorum + susp NEC + BBLR	sepsis neonatroum + NEC + RDN ec Bp Bilateral + BBLR + BCB/KMK	2 hari	MENINGGAL
RDN + curiga besar sepsis	sepsis neonatroum + RDN ec HMD gr I + BBLSR + BKB/SMK	24 hari	PULANG
RDN + curiga besar sepsis + ikterus neonatorum + omphalitis + Susp. NEC	sepsis neonatorum + RDN ec pneumonnia boilateral + BBLRS + BKB/SMK	22 hari	PULANG
RDn + BBLASR + BKB/SMK	sepsis neonatorum + RDN ec HMD gr I + BBLASR + BKB/SMK	7 hari	MENINGGAL
sepsis neonatorum + ikterus neonatorum + kejang neonaotrum	sepsis + kolestasis intrahepatik + Pnneumonia dextar DIC	54 hari	MENINGGAL
RDN + ikterus neonatorum + BKB/SMK	Sepsis neonatorum + RDN + kolestasis + BKB/SMK	23 hari	PULANG
RDN + curiga besar sepsis	Sepsis neoantorum + RDN + BBLASR	5 hari	MENINGGAL
RDN + curiga besar sepsis + BBLR	sepsis neonatorum + RDN + BBLR + BKB/SMK	12 hari	PULANG
RDN + CURIGA BESAR SEPSIS + bblsr	RDN EC HMD GR II + SEPSIS NEONATORUM + BBLSR + BKB/SMK	22 HARI	PULANG
RDN + curiga besar sepsis + BBLR + BKB/SMK	sepsis neoatorum + RDn ec Bronchopneumonia + PJB ec PDA + BBLR + BKB/SMK	34 hari	PULANG
stenosis duodenum + BBLR + BKB/SMK	sespsis neonatorum + RDN ec Pneumonia sinistra + atresia duodenum + BBLR + BKB/SMK	52 hari	MENINGGAL
HDN + curiga besar sepsis + omphalitis + BCB/SMK	psis neonatorum + HDN + omphalitis	7 hari	PULANG
RDn + curiga besar sepsis + BBLR + BKB/SMK	sepsis neonatorum + RDN ec HMD gr I + PJB ec PDA + BBLR + BKB/SMK	31 hai	PULANG
omphalocele + curiga besar sepsis	sepsis neonatorum + omphalocele + BCB/SMK	9 hari	PULANG
kejang neonatorum + curiga besar sepsis + BCB/KMK	sepsis neoantorum + kejang neonatorum + BBLR + BCB/KMK	47 hari	PULANG
RDN + curiga baesar sepsis + BBLR+BCB/KMK	sepsis neonatorum + RDN + BBLR + BCB/KMK	17 hari	PULANG
curiga besar sepsis + kejang neonatorum + BCB/SMK	sepsis neonatorum + kejang neonatorum + bcb?SMK	12 hari	PULANG



RDN + curiga besar sepsis	sepsis neonatorum + rdn + pjb ec pulmonal atresia + BBLR + KB/SMK	11 hr	MENINGGAL
RDN + curiga besar sepsis + BBLR + BCB/KMK	RDN ec Pneumonia + sepsi sneonatorum + BCB/KMK	11 hrari	PULANG
RDN + curiga besar sepsis	sepsis neonatorum + RDn ec pneumonia	48 hari	MENINGGAL
asfiksia neonatorum + curiga besar sepsis	sepsis neonatorum + DIC + BKB/SMK	32 hari	PULANG
harlequin ichtyosis + curiga besar sepsis + BKB/SMK	sepsis neonatorum +harlequin ichtyosis + bKB/SMK	54 hari	PULANG
ileus obstruktif letak tinggi + curiga besar sepsis	sepsis neonatorum + hipotiroid neonatorum + BCB/SMK	34 hari	MENINGGAL