

DAFTAR PUSTAKA

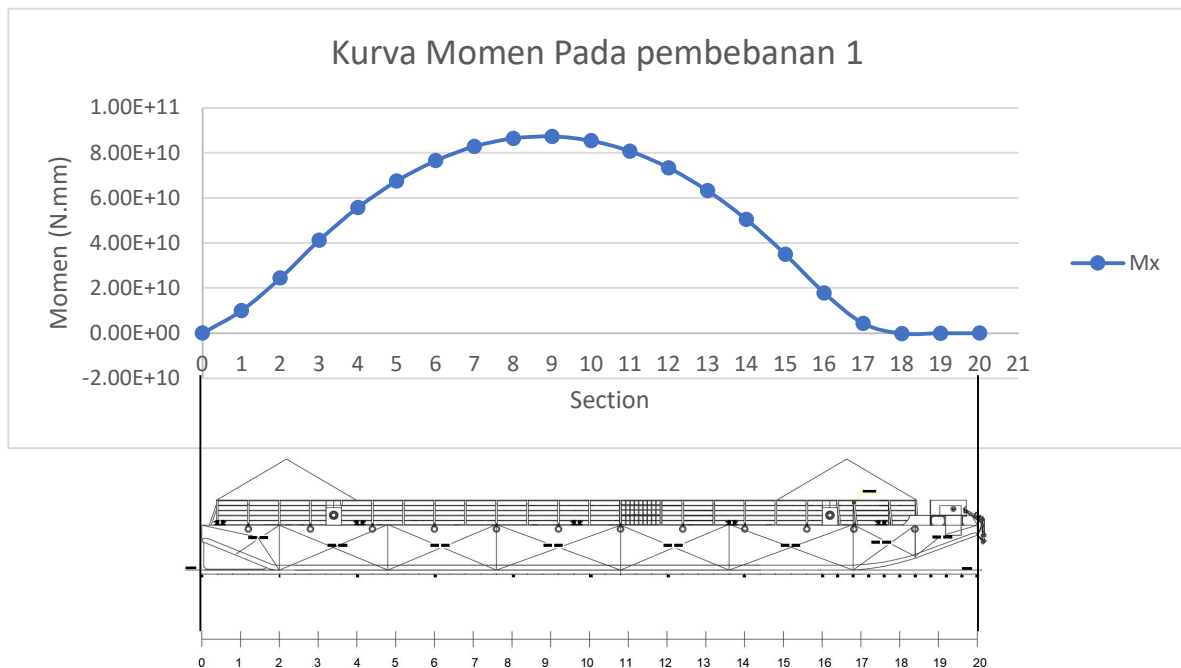
- A I Wulandari, Alamsyah, dan Cindy L A. 2021. *Analisis Tegangan Regangan Pada Pelat Deck Dan Bottom Kapal Ferry Ro-Ro Menggunakan Finite Element Method*. Jurnal Ilmiah. Vol 15, No 1. Hal 45-52
- Biro Klasifikasi Indonesia. 2022. Pedoman Lambung Volume II (Bag.8 Jilid 1). BKI. Jakarta
- BKI. 2022. Register Ship. <https://www.bki.co.id/shipregister-11758.html> (diakses Pada 22 April 2022)
- Budynas, R. G., Sadegh, A. M. (2020). *Roark's Formulas for Stress and Strain*, 9E. Britania Raya: McGraw-Hill Education.
- Fajar Andi Baihaqi, Bambang S., R dan Harya Dananjaya H.I. 2017. *Analisis Metode Elemen Hingga Pada Lendutan Struktur Jalan Raya Terhadap Penggunaan Batu Kapur (Limestone)*. Jurnal Matriks Teknik Sipil. Vol 9. Hal 836.
- Gere, James M. & Timoshenko, Stephen P. 2000. *Mekanika Bahan Jilid 1 Edisi Keempat*. Erlangga: Jakarta.
- Goodno, B. J., Gere, J. M. (2009). *Mechanics of materials*. Britania Raya: Cengage Learning.
<https://www.scribd.com/document/369619814/Belajar-Mengenai-Kapal-Konstruksi-Tongkang>
(Diakses pada tanggal 22 April 2022)
- L. Lesmini, A. Anggraini, dan M. Rifni. 2019. *Perencanaan Dan Penyusunan Muatan Pada Kapal Landing Craft Tank (Lct)*. Jurnal Logistik. Vol. 3, No. 1. Hal. 10-28
- M Wahyudi. 2019. *Prosedur Pemuatan Dan Pembongkaran Batu Bara Dari Tongkang Ke Kapal Mv. Mara Pada Pt. Tirta Samudera Caraka*. Karya Tulis. Semarang
- N S Riyanto, Hartono Y, dan A Trimulyono. 2020. *Analisa Kekuatan Deck Akibat Perubahan Muatan Pada Tongkang TK*. NELLY – 34. Jurnal Ilmiah. Vol 8, No 3. Hal 454
- Pinem, Mhd Daud. 2013. *Analisis Sistem Mekanik ANSYS*. Wahana Ilmu Kita: Jakarta
- Rasyid, Daniel Muhammad. 2000. *Strength of Ship Structure*. Pradnya Paramita. Jakarta. [Kekuatan Struktur Kapal]
- Revie, R. W. (2008). *Corrosion and Corrosion Control: An Introduction to Corrosion Science and Engineering*. Jerman: Wiley.
- Susatio, Y. 2004. *Metode Elemen Hingga*. Institut Teknologi Sepuluh November : Surabaya
- Zulwaqor Maulana Achmad Al Amri. 2016. *Analisis Kekuatan Konstruksi Geladak Barge Akibat Pengaruh Beban Pada Saat Proses Transportasi Container Crane Pt. Berlian Jasa Terminal Indonesia*. Skripsi. Program sarajana Institut Teknologi Sepuluh November. Surabaya

LAMPIRAN

Lampiran 1. Tabel Distribusi Momen dari berbagai kondisi Pemuatan

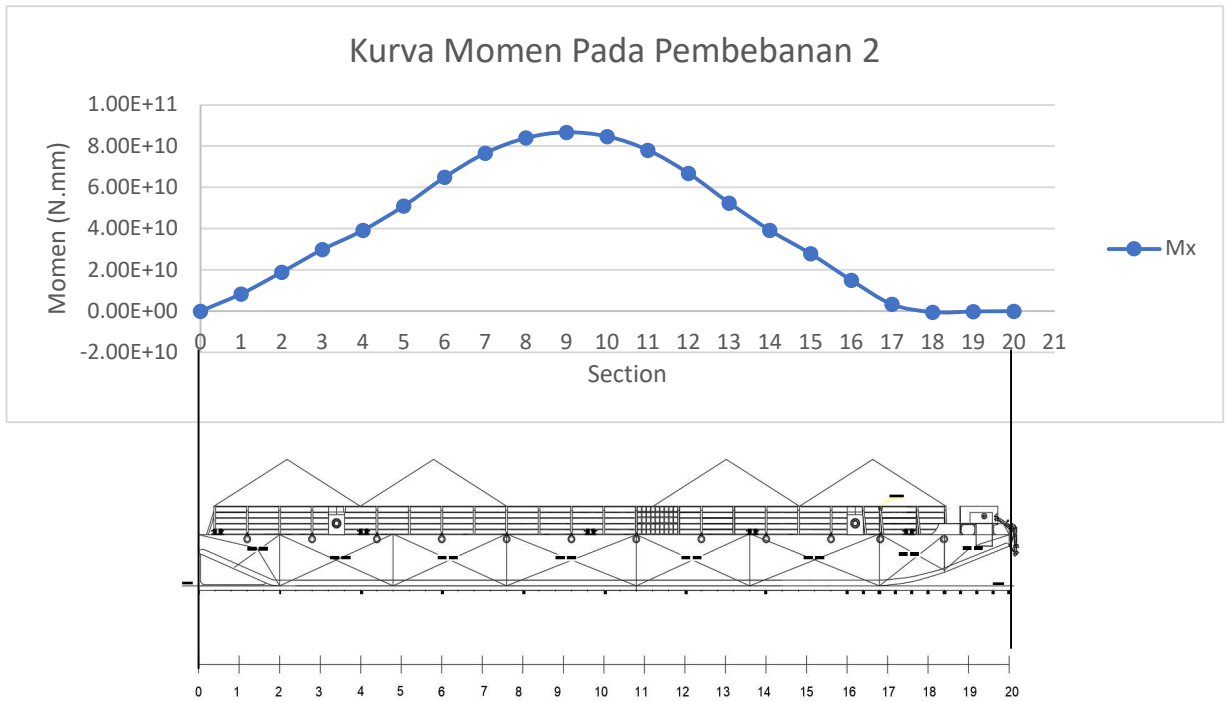
Tabel Distribusi Momen Pada Pembebanan 1

Section	g _x Ton/m	a _x Ton/m	1 P(x) Ton/m	2 ∑P(x) Ton/m	3 Koreksi Ton/m E ₂ /J.NS	4 ∑P(x) Ton/m	5 ∑∑P(x) Ton/m	6 Q ₁ (x) Ton	7 M1(x) Ton. M	8 ∑a(x) Ton/m	10 ΔM(x) Ton. M	12 M(x) Ton.m	14 M(x) Nmm
0	21.53	12.27	9.25	9.25	0.00	9.25	9.25	42.31	193.42	12.27	15.26	0.00	0.00E+00
1	68.61	46.24	22.37	31.62	3.34	34.96	44.22	159.86	924.29	58.52	72.76	997.06	9.97E+09
2	103.56	77.36	26.20	57.82	6.68	64.50	108.72	294.90	2272.58	135.88	168.96	2441.53	2.44E+10
3	94.01	86.78	7.23	65.05	10.02	75.07	183.79	343.24	3841.85	222.66	276.86	4118.71	4.12E+10
4	72.71	86.78	-14.07	50.98	13.36	64.34	248.14	294.18	5186.86	309.44	384.77	5571.63	5.57E+10
5	70.34	86.78	-16.44	34.54	16.70	51.24	299.38	234.27	6257.96	396.22	492.68	6750.64	6.75E+10
6	70.34	86.78	-16.44	18.10	20.04	38.14	337.52	174.37	7055.16	483.01	600.58	7655.74	7.66E+10
7	70.34	86.78	-16.44	1.65	23.38	25.03	362.55	114.46	7578.45	569.79	708.49	8286.94	8.29E+10
8	70.34	86.78	-16.44	-14.79	26.72	11.93	374.48	54.55	7827.84	656.57	816.40	8644.24	8.64E+10
9	70.34	86.78	-16.44	-31.23	30.06	-1.17	373.31	-5.36	7803.33	743.35	924.30	8727.63	8.73E+10
10	70.34	86.78	-16.44	-47.68	33.40	-14.28	359.03	-65.27	7504.91	830.13	1032.21	8537.12	8.54E+10
11	70.34	86.78	-16.44	-64.12	36.74	-27.38	331.65	-125.18	6932.59	916.91	1140.12	8072.71	8.07E+10
12	70.34	86.78	-16.44	-80.57	40.08	-40.48	291.17	-185.09	6086.36	1003.70	1248.02	7334.39	7.33E+10
13	70.34	86.78	-16.44	-97.01	43.42	-53.59	237.58	-245.00	4966.24	1090.48	1355.93	6322.17	6.32E+10
14	70.57	86.78	-16.21	-113.22	46.76	-66.45	171.13	-303.83	3577.15	1177.26	1463.84	5040.98	5.04E+10
15	70.76	86.78	-16.02	-129.24	50.10	-79.13	92.00	-361.80	1923.02	1264.04	1571.74	3494.76	3.49E+10
16	74.87	86.20	-11.33	-140.56	53.44	-87.12	4.87	-398.32	101.89	1350.24	1678.93	1780.81	1.78E+10
17	93.61	79.03	14.58	-125.99	56.78	-69.20	-64.33	-316.40	-1344.70	1429.27	1777.19	432.49	4.32E+09
18	97.52	56.60	40.92	-85.07	60.12	-24.95	-89.28	-114.05	-1866.14	1485.86	1847.56	-18.58	-1.86E+08
19	46.30	25.64	20.66	-64.41	63.46	-0.95	-90.23	-4.34	-1886.00	1511.50	1879.45	-6.55	-6.55E+07
20	2.88	5.27	-2.39	-66.80	66.80	0.00	-90.23	0.00	-1886.00	1516.77	1886.00	0.00	0.00E+00
Σ	1449.97	1516.77											



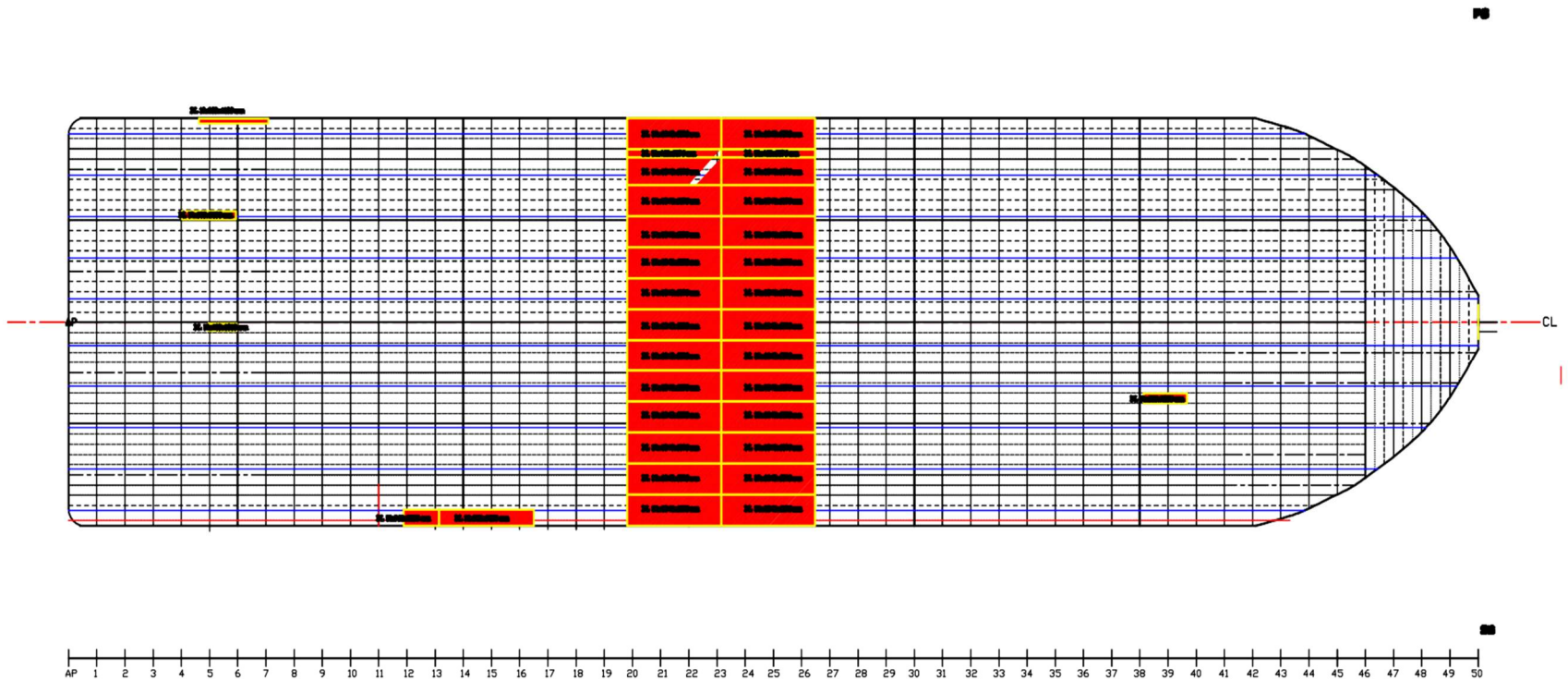
Tabel Distribusi Momen Pada Pembebanan 2

Section	gx Ton/m	ax Ton/m	1 P(x) Ton/m	2 ΣP(x) Ton/m	3 Koreksi Ton/m E ₂ /J.NS	4 ΣP(x) Ton/m	5 ΣΣP(x) Ton/m	6 Q ₁ (x) Ton	7 M1(x) Ton. M	8 Σa(x) Ton/m	10 ΔM(x) Ton. M	12 M(x) Ton.m	14 M(x) Nmm
0	25.40	17.90	7.49	7.49	0.00	7.49	7.49	34.27	156.66	17.90	38.63	0.00	0.00E+00
1	68.61	58.37	10.24	17.74	6.95	24.69	32.18	112.87	672.70	76.28	164.57	837.27	8.37E+09
2	99.69	90.29	9.40	27.13	13.90	41.04	73.22	187.61	1530.46	166.57	359.37	1889.83	1.89E+10
3	94.01	99.64	-5.62	21.51	20.85	42.36	115.58	193.68	2415.97	266.21	574.34	2990.31	2.99E+10
4	84.82	99.64	-14.82	6.69	27.81	34.50	150.07	157.71	3137.03	365.84	789.31	3926.34	3.93E+10
5	104.27	99.64	4.63	11.32	34.76	46.08	196.16	210.69	4100.28	465.48	1004.28	5104.56	5.10E+10
6	102.67	99.64	3.03	14.35	41.71	56.06	252.22	256.31	5272.14	565.12	1219.25	6491.39	6.49E+10
7	82.39	99.64	-17.25	-2.90	48.66	45.76	297.98	209.22	6228.71	664.76	1434.22	7662.93	7.66E+10
8	71.89	99.64	-27.75	-30.65	55.61	24.96	322.94	114.12	6750.48	764.40	1649.19	8399.67	8.40E+10
9	70.34	99.64	-29.30	-59.95	62.56	2.61	325.55	11.95	6805.10	864.03	1864.16	8669.27	8.67E+10
10	70.34	99.64	-29.30	-89.25	69.52	-19.74	305.82	-90.23	6392.57	963.67	2079.13	8471.71	8.47E+10
11	70.34	99.64	-29.30	-118.55	76.47	-42.08	263.73	-192.41	5512.89	1063.31	2294.10	7807.00	7.81E+10
12	70.34	99.64	-29.30	-147.85	83.42	-64.43	199.30	-294.58	4166.06	1162.95	2509.07	6675.13	6.68E+10
13	78.35	99.64	-21.29	-169.14	90.37	-78.77	120.53	-360.13	2519.53	1262.59	2724.04	5243.57	5.24E+10
14	97.75	99.64	-1.89	-171.03	97.32	-73.70	46.83	-336.97	978.89	1362.22	2939.01	3917.90	3.92E+10
15	101.92	99.64	2.28	-168.74	104.27	-64.47	-17.64	-294.74	-368.68	1461.86	3153.98	2785.30	2.79E+10
16	84.68	99.04	-14.36	-183.10	111.23	-71.88	-89.52	-328.63	-1871.16	1560.90	3367.66	1496.50	1.50E+10
17	91.42	91.66	-0.24	-183.35	118.18	-65.17	-154.68	-297.95	-3233.38	1652.56	3565.42	332.04	3.32E+09
18	101.37	68.42	32.95	-150.39	125.13	-25.26	-179.95	-115.51	-3761.50	1720.98	3713.04	-48.46	-4.85E+08
19	50.15	33.82	16.33	-134.06	132.08	-1.98	-181.93	-9.06	-3802.93	1754.80	3786.01	-16.93	-1.69E+08
20	2.88	7.85	-4.97	-139.03	139.03	0.00	-181.93	0.00	-3802.93	1762.65	3802.93	0.00	0.00E+00
Σ	1623.6168	1762.65											



Lampiran 2. Gambar Main Deck BG. Sentosa Jaya 3008

MAIN DECK BG. SENTOSA JAYA 3008

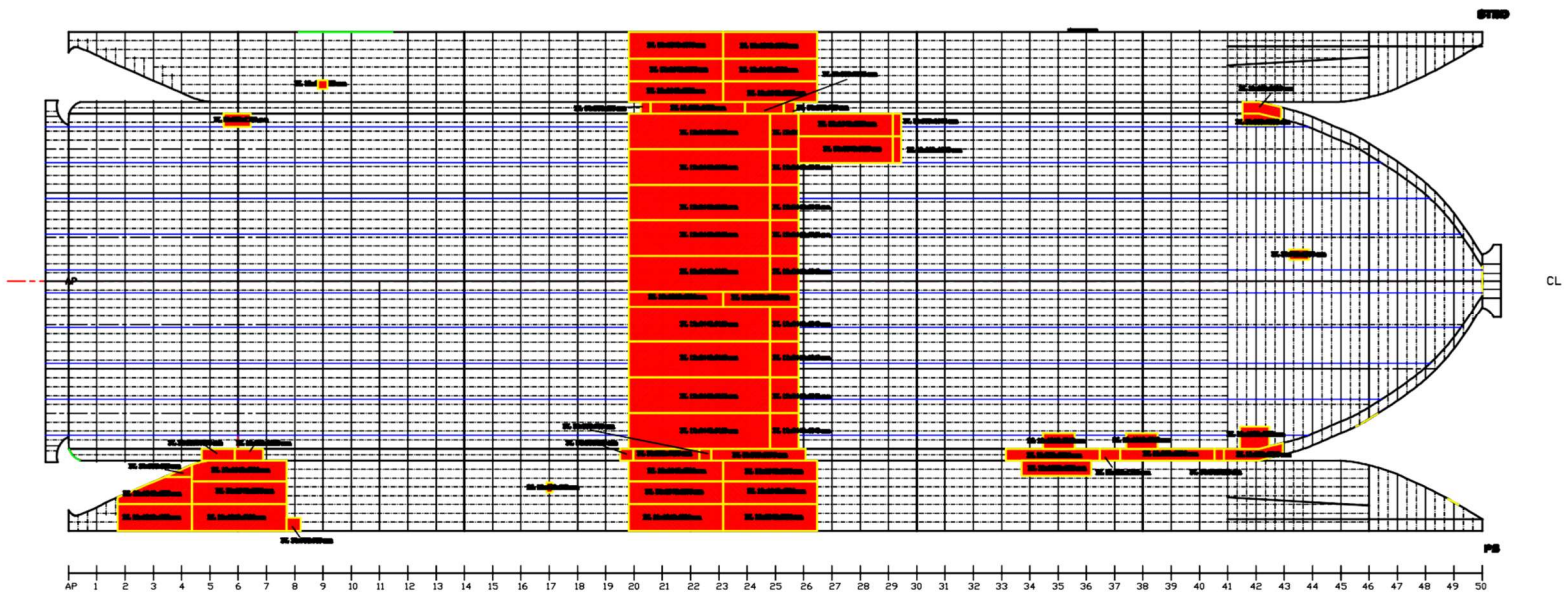


PRINCIPAL DIMENSION
 LDA : 300 FEET
 B : 80 FEET
 H : 18 FEET

PROJ. NO. 1 08	REV.			
PROJ. NO. 1 08		PROJ. NO.	REV.	REVISI
PROJ. NO. 1 08		PT. PERTAMINA (PERSERO) TBK.		
PROJ. 1 08		REVISI	NO.	REVISI

Lampiran 3. Gambar Buka Kulit BG. Sentosa Jaya 3008

SHELL EXPANSION BG. SENTOSA JAYA 3008



PRINCIPAL DIMENSION
 LDA : 300 FEET
 B : 80 FEET
 H : 18 FEET

PROJ. NO. 1	NO.	REV.	PT. LAMBUK, LAMPUNG SELATAN	
PROJ. NO. 1	NO.	REV.	DR. HENDRIK, DOKTER	NO. 1234
PROJ. NO. 1	NO.	REV.	DR. HENDRIK, DOKTER	NO. 1234
PROJ. NO. 1	NO.	REV.	DR. HENDRIK, DOKTER	NO. 1234