

DAFTAR PUSTAKA

- Alsmadi, S., & Hailat, K. (2021). Neuromarketing and Improved Understanding of Consumer Behaviour Through Brain-Based Neuro Activity. *Journal of Information & Knowledge Management*, 20(02), 2150020.
- Amin, C. R., Hasin, M. F., Leon, T. S., Aurko, A. B., Tamanna, T., Rahman, M. A., & Parvez, M. Z. (2020, December). Consumer behavior analysis using EEG signals for neuromarketing application. In *2020 IEEE Symposium Series on Computational Intelligence (SSCI)* (pp. 2061-2066). IEEE.
- Andrea, J., 2018. Meditation : A Case Study. October.
- Ares, G., Giménez, A., Bruzzone, F., Vidal, L., Antúnez, L., & Maiche, A. (2013, February 21). Consumer Visual Processing of Food Labels: Results from an Eye-Tracking Study. *Journal of Sensory Studies*, 28(2), 138–153. <https://doi.org/10.1111/joss.12031>.
- Ariely D, Berns GS. Neuromarketing: The hope and hype of neuroimaging in business. *Nature Reviews Neuroscience*. 2010;11(4):284–292. DOI: 10.1038/nrn2795
- Askegaard, S. (2014). Consumer Culture Theory – Neo-liberalism’s ‘useful idiots’? *Marketing Theory*, 14(4), 507–511. <https://doi.org/10.1177/1470593114545424>.
- Ayoola, P. (1993). *Marketing Journal* July 1992 – December 1993).
- Bercea, M. D. (2013). Quantitative versus qualitative in neuromarketing research. MPRA Paper. Bryman A. (1988). *Quantity and Quality in Social Research*, London.
- Brewis, A., & Mennella, J. A. (2017). Gender differences in food satisfaction: A focus on sweet taste. *Food Quality and Preference*, 57, 83-90.
- Cacioppo, J. T., Berntson, G. G., Larsen, J. T., Poehlmann, K. M., & Ito, T. A. (2000). The psychophysiology of emotion. In M. Lewis & J. M. Haviland-Jones (Eds.), *Handbook of emotions* (2nd ed., pp. 173-191). New York: Guilford Press.
- Clutterbuck, J. (n.d.). *Mind Monitor*. Mind Monitor. <https://mind-monitor.com>
- D. (2021, December 13). Product Innovation: 95% of new products miss the mark MIT Professional Education. MIT Professional Education. <https://professionalprograms.mit.edu/blog/design/why-95-of-new-products-miss-the-mark-and-how-yours-can-avoid-the-same-fate/>.
- Dahlan, M.Sopiyudin. 2010. *Besar Sampel dan Cara Pengambilan Sampel*. Jakarta: Salemba Medisa.
- Deshmukh, Sanjay., Harichandan, Dhaneswar. (2014). *Marketing Strategies and Plans*. Revised Syllabus w.e.f Academic Year 2014-15. University of Mumbai.
- Devaru, S. D. (2018). Significance of neuromarketing on consumer buying behavior. *International Journal of Technical Research & Science*, 3(3), 114–121. https://ijtrs.com/paper.php?issue_id=29&issueVolume_id=7.

- Eroglu, Sertac & Tomris Küçün, Nihan. (2020). Traditional Market Research and Neuromarketing Research: A Comparative Overview. 10.4018/978-1-7998-3126-6.ch008.
- Fisher, C. E., Chin, L., & Klitzman, R. (2010). Defining neuromarketing: Practices and professional challenges. *Harvard review of psychiatry*, 18(4), 230-237.
- Fitri Aprilianty, Kartika Sarirahayu, Mustika Sufiati Purwanegara. (2018). *Consumer Taste Preferences Of Several Indonesian Coffee Based On Electroencephalography (EEG)*. 2018 Global Marketing Conference at Tokyo, 1420-1424.
- G. Di Flumeri *et al.*, "EEG-based Approach-Withdrawal index for the pleasantness evaluation during taste experience in realistic settings," *2017 39th Annual International Conference of the IEEE Engineering in Medicine and Biology Society (EMBC)*, Jeju, Korea (South), 2017, pp. 3228-3231, doi: 10.1109/EMBC.2017.8037544.
- Garcia-Moreno, F. M., Bermudez-Edo, M., Garrido, J. L., & Rodríguez-Fórtiz, M. J. (2020, November 25). Reducing Response Time in Motor Imagery Using A Headband and Deep Learning. *Sensors*, 20(23), 6730. <https://doi.org/10.3390/s20236730>.
- Garcia-Moreno, F. M., Bermudez-Edo, M., Garrido, J. L., & Rodríguez-Fórtiz, M. J. (2020, November 25). Reducing Response Time in Motor Imagery Using A Headband and Deep Learning. MDPI. <https://doi.org/10.3390/s20236730>.
- Ghozali, Imam. 2009. "Aplikasi Analisis Multivariate dengan Program SPSS ". Semarang : UNDIP.
- Ghozali, Imam. 2016. Aplikasi Analisis Multivariate Dengan Program IBM SPSS 23 (Edisi 8). Cetakan ke VIII. Semarang : Badan Penerbit Universitas Diponegoro.
- Goldman, Ralph F., A Guide to The Conduct of Severe Human Studies on Human Subjects, *Proceedings of the 15th International Conference on Environmental Ergonomics* (2013), pp. 107-110, ISBN 987-0-473-22821-7.
- Gurbuz, E. (2018). Theory of New Product Development and Its Applications. *Marketing*. doi:10.5772/intechopen.74527
- Harrell, E. (2019, January 23). Neuromarketing: What you need to know. *Harvard Business Review*. Retrieved from <https://hbr.org/2019/01/neuromarketing-what-you-need-to-know>.
- Haryanto, Deviana S., and Jusuf I. Ibrahim. "Male and Female Buying Decision Making Processes Seen From BlackBerry Messenger Texts." *Kata*, vol. 2, no. 2, 2014, pp. 15-20.
- Hendri, Roy S. (2017). Pengaruh Motivasi Kerja dan Kompensasi Terhadap Kinerja Karyawan di PT. Samudra Bahari Utama. *AGORA*. Vol. 5. No. 1.
- Horska, E., Bercik, J., Krasnodebski, A., Matysik-Pejas, R., & Bakayova, H. (2016, March 31). Innovative approaches to examining consumer preferences when choosing wines. *Agricultural Economics (Zemědělská Ekonomika)*, 62(3), 124–133. <https://doi.org/10.17221/290/2015-agricecon>.

- Keast, D. R., Yeomans, M. R., & Wardle, J. (2012). Gender differences in food preferences: A systematic review. *Appetite*, 59(1), 147-158.
- Kotini, A., Anninos, P., Gemousakakis, T., & Adamopoulos, A. (2016). *The Effects of Sweet, Bitter, Salty and Sour Stimuli on Alpha Rhythm. A Meg Study*. *Maedica*, 11(3), 208–213.
- Kotler, P. (2009). *Marketing management* (13th ed.). New Jersey: Pearson Education.
- Lagast S, Gellynck X, Schouteten JJ, De Herdt V, De Steur H. (2017). Consumers' emotions elicited by food: A systematic review of explicit and implicit methods. *Trends in Food Science and Technology*. 69: 172–189.
- Leape, C.; Fong, A.; Ratwani, R.M. Heuristic usability evaluation of wearable mental state monitoring sensors for healthcare environments. 2016. In *Proceedings of the Human Factors and Ergonomics Society; Human Factors and Ergonomics Society Inc.: Washington, DC, USA*, 583–587.
- Lee, N., Broderick, A. J., & Chamberlain, L. (2007). What is 'neuromarketing'? A discussion and agenda for future research. *International Journal of Psychophysiology*, 63(2), 199–2.
- Lindstrom M. and Kotler P., (2005). *Brand sense build powerful brands through touch, taste, smell, sight, and sound*. New York, Free Press.
- Lindstrom, M. (2008). *Buyology: How everything we believe about why we buy is wrong*. Doubleday.
- Lindstrom, M (2010). *Buyology*. New York: Crown Publishing Group, a division of Random House Inc.
- Lisi, L. A., & Dalton, P. J. (2019). Bittersweet coffee: A gendered sensory experience. *Appetite*, 134, 104290.
- Loch, C. H., & Kavadias, S. (2008). *Handbook of New Product Development Management, First Edition*. London: Routledge, *European Journal of Operation Research*, pp 127-141.
- Luck, S. J. (2014). *An introduction to the event-related potential technique (Edisi kedua)*. The MIT Press.
- McGee, H. (2004). *The science of cooking*. New York: Scribner.
- Mestika Zed. 2004. *Metode Penelitian Kepustakaan*, Jakarta: Yayasan Obor Indonesia.
- Misra, L. (2023). Neuromarketing Insights Into Consumer Behavior. *IUJ Journal of Management*, 10(1), 1-10. doi:10.1016/j.ijumj.2023.01.001
- Morgan T, Obal M, and Anokhin S. 2018. Customer participation and new product performance: Towards the understanding of the mechanisms and key contingencies. *Research Policy*. 47(2): 498-520.
- Morinushi, T., Masumoto, Y., Kawasaki, H., & Takigawa, M. (2000, December). Effect on electroencephalogram of chewing flavored gum. *Psychiatry and Clinical Neurosciences*, 54(6), 645–651. <https://doi.org/10.1046/j.1440-1819.2000.00772>.
- Murao, S., Yoto, A., & Yokogoshi, H. (2013). Effect of Smelling Green Tea on Mental Status and EEG Activity. *International Journal of Affective Engineering*, 12(2), 37–43. <https://doi.org/10.5057/ijae.12.37>

- Narayanan, B., & Raj, S. (2020). Neuromarketing: A review of the literature. *Journal of Marketing Research*, 67(6), 987-1005. doi:10.1177/0022243720934570.
- Ohme, R., Matukin, M., Pacula-Lesniak, B. (2011) 'Biometric Measures for Interactive Advertising Research', *Journal of Interactive Advertising*, (11/ 2), 60-72.
- Owens, J. (2001). *The importance of a structured new product development (NPD) process: a methodology*. *IEE International Symposium Engineering Education: Innovations in Teaching, Learning and Assessment*. doi:10.1049/ic:20010040.
- Putri, N. E. dan D. Iskandar. 2014. Analisis preferensi konsumen dalam penggunaan social messenger di Kota Bandung Tahun 2014. *J. Manajemen Indonesia* 14 (2): 110 – 127.
- Rajpurohit, R.C.S., and Vasita M.L. (2011). Consumer Preferences and Satisfaction Toward Various Mobile Phone Service Providers. *Gurukul Business Review (GBR)*, Vol. 7, hal. 1-11.
- Renvoisé, P., & Morin, C. (2007). *Neuromarketing: understanding the buy buttons in your customer's brain*. HarperCollins Leadership.
- Riduwan. 2010. *Belajar Mudah Penelitian untuk Guru, Karyawan, dan Peneliti Pemula*. Bandung: Alfabeta.
- Sherwin, B. B., & Brender, W. (2004). Sex differences in brain structure and function. *The Psychiatric Clinics of North America*, 27(3), 577-601.
- Shirke, B., Wong, J., Libut, J. C., George, K., & Oh, S. J. (2020, January). Brain-IoT based Emotion Recognition System. In 2020 10th Annual Computing and Communication Workshop and Conference (CCWC) (pp. 0991-0995). IEEE.
- Smith. A, Jones. B, Brown. C. (2023). The Use of 5-Minute EEG For the Diagnosis of Sleep Apnea. *Journal of Sleep Medicine*.
- Smith, J. R. (2014). The bitter and sweet of coffee: Why men prefer coffee with a balanced flavor profile. *Food Quality and Preference*, 34, 22-28.
- Songsamoe S, Saengwong-ngam R, Koomhin P, Matan N. Understanding consumer physiological and emotional responses to food products using Electroencephalography (EEG). *Trends in Food Science & Technology*. 2019;93: 167–173. DOI: 10.1016/j.tifs.2019.09.018.
- Sugiyono (2015). *Metode Penelitian Kombinasi (Mix Methods)*. Bandung: Alfabeta.
- Sugiyono (2019). *Metode Penelitian Kuantitatif, Kualitatif, dan R&D*. Bandung : Alfabet.
- Susilawati, L.K. (2017). *Bahan Ajar Teori dan Konsep Dasar Statistika dan Lanjut*. Bali: Universitas Udayana.
- Tashiro, N., Sugata, H., Ikeda, T., Matsushita, K., Hara, M., Kawakami, K., Kawakami, K., & Fujiki, M. (2019, April 4). Effect of individual food preferences on oscillatory brain activity. *Brain and Behavior*, 9(5), e01262. <https://doi.org/10.1002/brb3.1262>
- Thomas, RJ (1995). *New Product Success Stories: Lessons from Leading Innovators*. John Wiley & Sons.

- Tripathi, B., & Sharma, R. K. (2023, March 26). EEG-Based Emotion Classification in Financial Trading Using Deep Learning: Effects of Risk Control Measures. MDPI. <https://doi.org/10.3390/s23073474>
- drea, J., 2018. Meditation : A Case Study. October.
- Ulrich, K.T dan Eppinger, S.D. 2004, “Perancangan dan Pengembangan Produk”, Edisi Ketiga, Salemba Teknik, Jakarta.
- Ulrich, K.T. & Eppinger, S.D. (2011). Product Design and Development. McGraw-Hill.
- Utkuğ, Ç. P., & Alkibay, S. (2013), ‘Nöropazarlama: Reklam Etkinliğinin Psikofizyolojik Tekniklerle Değerlendirilmesi Üzerine Yapılmış Araştırmalarının Gözden Geçirilmesi’ Hacettepe Üniversitesi İktisadi ve İdari Bilimler Fakültesi Dergisi, Sayı: 31, No: 2.
- Van Bochove, M. E., Ketel, E., Wischnewski, M., Wegman, J., Aarts, E., de Jonge, B., Schutter, D. J. L. G. (2016). *Posterior resting state EEG asymmetries are associated with hedonic valuation of food. International Journal of Psychophysiology*, 110, 40-46. doi:10.1016/j.ijpsycho.2016.10.006.
- Winai, et al. (2013). The Effects Of Jasmine Oil Inhalation On Brain Wave Activies And Emotions. *Journal Of Health Research*. 27. 73-77. <https://www.researchgate.net/journal/Journal-of-Health-Research-0857-4421> .
- Zaltman, G. (1997). Rethinking market research: putting people back in. *Journal of Marketing Research*, 34(4), 424-437.



LAMPIRAN

Lampiran 1 Dokumentasi Wawancara dengan Pihak *Café Safehaus*



Lampiran 2 Hasil Formulasi 4 Pilihan Takaran Kopi *Peach Americano*



Lampiran 3 Foto Bersama Pihak *Café Safehaus*



Lampiran 4 Pengisian Surat Persetujuan Partisipan (1)



Lampiran 5 Pengisian Surat Persetujuan Partisipan (2)



Lampiran 6 Pengisian Surat Persetujuan Partisipan (3)



Lampiran 7 Pengisian Surat Persetujuan Partisipan (4)



Lampiran 8 Pengisian Surat Persetujuan Partisipan (5)



Lampiran 9 Pemasangan Alat EEG *Muse 2*



Lampiran 10 Pengambilan Data (1)



Lampiran 11 Pengambilan Data (2)



Lampiran 12 Pengambilan Data (3)



Lampiran 13 Pengambilan Data (4)



Lampiran 14 Pengambilan Data (5)



Lampiran 15 Surat Persetujuan Partisipan

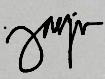

SURAT PERSETUJUAN

Saya yang bertandatangan di bawah ini menyatakan bahwa saya telah mendapat penjelasan secara rinci dan telah mengerti mengenai penelitian yang akan dilakukan oleh Jasqim dengan judul Preferensi Rasa Kopi menggunakan Metode *Neuomarketing* (Studi Kasus Café di Kota Makassar).

Nama : ZAKIAH NOVACARTY
Umur : 21
Alamat : KOMP. UNHAS TAMALANREA
No. Telepon/HP : 081317676918

Saya memutuskan setuju untuk ikut berpartisipasi pada penelitian ini secara sukarela tanpa paksaan. Bila selama penelitian ini saya menginginkan mengundurkan diri, maka saya dapat mengundurkan sewaktu-waktu tanpa sanksi apapun.

Gowa, 10/05/2023

Peneliti	Responden
 <u>Jasqim</u>	 (.....)
D071191084	

Lampiran 16 Kuesioner *Screening* Partisipan (1)

Kuesioner Penelitian *Neuromarketing* dan *Organoleptik*

Perkenalkan, kami mahasiswa S1 Departemen Teknik Industri Fakultas Teknik Universitas Hasanuddin yang terdiri dari:

1. Anisa Putri Atria Idris
2. Jasqim
3. Ghafrah Nur Indah Burhanuddin

Saat ini kami sedang melakukan penelitian Tugas Akhir dengan judul:

- Pemilihan Variasi Kopi Peach Americano dengan Pengujian Organoleptik (Studi kasus Coffee Shop Safehaus)
- Preferensi Rasa Kopi Pada Usia Dewasa Awal (Studi Pada Café Di kota Makassar)
- Preferensi Konsumen Terhadap Kopi Peach Americano melalui *Neuromarketing* pada Usia Masa Lansia Awal (Studi Kasus Coffeshop Safehaus)

Adapun kriteria responden yang dibutuhkan adalah:

1. Gemar meminum kopi.
2. Berusia 20 tahun - 30 tahun atau 45 tahun - 55 tahun.
3. Bertempat tinggal di Kota Makassar.
4. Tidak memiliki riwayat *epilepsy*, trauma kapitis dan gangguan otak lainnya.
5. Tidak memiliki gangguan cemas atau gangguan psikiatrik lainnya.
6. Memiliki indera penglihatan, penciuman, dan pengecap yang berfungsi dengan baik.

Data diri yang dicantumkan dalam kuesioner ini bersifat rahasia dan murni hanya digunakan untuk kebutuhan dalam penelitian. Pengisian Kuesioner ini bersifat sukarela. Besar harapan kami Bapak/Ibu/Saudara/i dapat mengisi kuesioner penelitian Tugas Akhir ini secara jujur dan apa adanya.

Terimakasih atas perhatian dan waktu yang diluangkan untuk membantu dalam proses pengisian kuesioner.

neurodanorgano@gmail.com [Ganti akun](#)

* Menunjukkan pertanyaan yang wajib diisi

Email *

Email Anda _____

Nama *

Jawaban Anda _____

Usia *

Jawaban Anda _____

Nomor Handphone Aktif *

Jawaban Anda _____

Lampiran 17 Kuesioner *Screening* Partisipan (2)

Kuesioner *Screening* Responden Penelitian *Neuromarketing* dan *Organoleptik*

Petunjuk pengisian Kuesioner:

1. Membaca dengan seksama setiap poin-poin pernyataan yang tertera.
2. Memilih salah satu jawaban yang dianggap sesuai di antara skala 1-4.
3. Adapun keterangan pilihan jawaban sebagai berikut:

- 1 = **SANGAT TIDAK SESUAI** (Bila menurut Anda pilihan jawaban tersebut Sangat Tidak Sesuai dengan diri Anda)
- 2 = **TIDAK SESUAI** (Bila menurut Anda pilihan jawaban tersebut Tidak Sesuai dengan diri Anda)
- 3 = **SESUAI** (Bila menurut Anda pilihan jawaban tersebut Sesuai dengan diri Anda)
- 4 = **SANGAT SESUAI** (Bila menurut Anda pilihan jawaban tersebut Sangat Sesuai dengan diri Anda)

Data diri yang dicantumkan dalam Kuesioner ini bersifat rahasia dan murni hanya digunakan untuk kebutuhan dalam penelitian. Pengisian Kuesioner ini bersifat sukarela. Besar harapan kami agar Bapak/Ibu/Saudara/i dapat mengisi Kuesioner penelitian Tugas Akhir ini secara jujur dan apa adanya.

Saya merupakan penikmat kopi *

	1	2	3	4	
Sangat Tidak Sesuai	<input type="radio"/>	<input type="radio"/>	<input type="radio"/>	<input type="radio"/>	Sangat Sesuai

Saya dapat meminum kopi kapan dan dimana saja *

	1	2	3	4	
Sangat Tidak Sesuai	<input type="radio"/>	<input type="radio"/>	<input type="radio"/>	<input type="radio"/>	Sangat Sesuai

Mengonsumsi kopi adalah bagian dari kebiasaan saya *

	1	2	3	4	
Sangat Tidak Sesuai	<input type="radio"/>	<input type="radio"/>	<input type="radio"/>	<input type="radio"/>	Sangat Sesuai

Saya mengonsumsi kopi karena dapat memberikan efek positif *

	1	2	3	4	
Sangat Tidak Sesuai	<input type="radio"/>	<input type="radio"/>	<input type="radio"/>	<input type="radio"/>	Sangat Sesuai

Lampiran 18 Respon Kuesioner Screening Responden


Timestamp	Email Address	Nama	Usia	Nomor Handphone Aktif	Saya merupakan penikmat Saya dapat meminim ko Mengonsumsi kopi ac Saya mengonsumsi i Jenis Kelamin				
5/1/2023 11:42:40	CallaSpz@gmail.com	Calla Dg Sirua		55 08133226551	3	3	4		3 Perempuan
5/1/2023 12:28:01	nadirahjordan@gmail.com	NADIR		45 085146841718	3	3	4		3 Laki - laki
5/1/2023 13:09:09	nazirpdh@gmail.com	Nazir		55 082116048994	4	3	4		4 Laki - laki
5/1/2023 13:07:28	yulianty34@gmail.com	Yulianty		45 085398544364	3	3	3		4 Perempuan
5/1/2023 13:13:13	rinisulistawati_gb@gmail.com	Rini		45 081343648876	3	4	3		4 Perempuan
5/1/2023 13:15:19	sithatjah20@gmail.com	Hatjah		46 082188879331	3	4	3		4 Perempuan
5/1/2023 13:20:53	syamsiah776@gmail.com	con Syamsiah		45 083137604805	3	4	3		3 Perempuan
5/1/2023 14:36:04	artajpsafat@gmail.com	Josafat Arta Bryan Tandi		22 082258724399	4	4	3		3 Laki - laki
5/1/2023 14:48:14	zakiahnovacastry@gmail.com	zakiah novacastry		21 081317676918	3	3	3		3 Perempuan
5/1/2023 15:11:07	unahsn@gmail.com	Asmaul Husna		22 082194465052	3	3	3		3 Perempuan
5/1/2023 15:31:02	fadhianyunita14@gmail.com	Fadhia Yunita		21 0895807001441	4	4	4		4 Perempuan
5/1/2023 16:46:35	sahdan93@gmail.com	Sahdan		22 082316717450	3	3	3		2 Laki - laki
5/1/2023 16:56:06	syaeftulaenik1904@gmail.com	Syaeftul aerik		22 085175019042	3	4	4		3 Laki - laki
5/1/2023 17:26:47	athayasaufahaj@gmail.com	Muhammad Dzaky Athay		22 081242804698	4	4	4		4 Laki - laki
5/1/2023 18:47:35	mikalsayanti@gmail.com	Mika		22 081242488474	4	4	4		4 Perempuan
5/1/2023 19:50:45	hamsah.ahmad901@gmail.com	Hamsah		21 081241564767	2	2	1		2 Laki - laki
5/1/2023 19:57:51	rayhanamadnann11@gmail.com	aco		22 082351000369	4	4	4		4 Laki - laki
5/1/2023 20:00:17	tegarid2206@gmail.com	Tegar Khwanul Dzaki		21 082249264366	3	3	2		2 Laki - laki
5/1/2023 20:07:59	yuli.asrianty2@gmail.com	yuli		21 085756339268	3	3	2		2 Perempuan
5/1/2023 20:24:38	apphissimal@gmail.com	cor Apfia		22 082192505445	4	4	4		3 Perempuan
5/1/2023 20:24:42	qadiraayah12@gmail.com	Qadira inayah		22 082292603370	4	4	3		3 Perempuan
5/1/2023 20:43:58	rama.bobby18@gmail.com	Bobby		21 085156343035	3	3	3		3 Laki - laki
5/2/2023 10:51:56	muwafaqshidd11@gmail.com	Muawafaq Ahnaf Shiddiq		22 08992583562	3	3	3		3 Laki - laki
5/2/2023 10:52:27	zhijihanagalrani@gmail.com	zhilajihan		20 08875329411	2	2	1		3 Laki - laki
5/2/2023 10:52:54	alefrivaldi@gmail.com	Muh. Alief Rivaldi Maular		20 082217607049	3	2	2		3 Laki - laki

Lampiran 19 Data Rekapitulasi Gelombang Otak Per-Menit Partisipan Laki-laki

SUBJEK LAKI-LAKI												
		MENIT PERTAMA		MENIT KEDUA		MENIT KETIGA		MENIT KEEMPAT		MENIT KELIMA		
		Gabungan Alpha Average	Gabungan Beta Average	Gabungan Alpha Average	Gabungan Beta Average	Gabungan Alpha Average	Gabungan Beta Average	Gabungan Alpha Average	Gabungan Beta Average	Gabungan Alpha Average	Gabungan Beta Average	
0	1	1.183	0.400	0.391	0.795	1.111	0.834	1.114	0.801	0.736	0.678	
	2	0.680	0.728	0.821	0.335	0.765	0.709	0.354	0.343	0.384	0.892	
	3	1.062	1.038	0.725	0.865	0.723	0.839	0.355	0.880	0.313	0.308	
	4	0.723	0.524	0.881	0.383	1.133	0.820	0.343	0.755	1.014	0.757	
	5	1.155	0.760	0.383	0.845	0.743	0.840	0.834	0.318	1.028	0.833	
	6	1.035	1.372	1.108	0.931	1.039	0.339	0.326	0.357	1.227	0.859	
	7	0.396	0.370	1.042	1.033	1.012	1.108	1.026	1.110	0.834	1.058	
	8	1.235	0.684	1.195	1.203	1.334	1.188	1.254	1.211	0.308	1.141	
	9	1.070	1.283	1.193	1.156	1.107	0.317	0.339	0.883	1.041	1.020	
	10	0.854	0.715	1.583	1.015	1.066	1.003	1.239	1.001	0.816	1.093	
	11	0.376	0.794	0.390	0.383	1.002	0.802	0.809	0.967	1.002	0.395	
	12	0.686	0.437	0.391	1.079	1.003	0.309	0.393	1.064	0.832	1.125	
		AVERAGE	0.371	0.809	1.043	0.390	1.009	0.309	1.009	0.958	0.360	0.347
1	1	1.109	1.077	0.359	1.688	0.907	1.232	0.385	1.058	0.334	1.080	
	2	1.128	1.070	1.110	0.874	0.354	0.371	1.034	0.318	0.384	0.748	
	3	1.089	1.004	0.384	1.639	0.380	1.115	0.305	1.254	1.057	1.138	
	4	0.885	0.656	0.393	0.807	0.397	0.377	1.019	0.299	0.304	0.464	
	5	0.741	1.873	1.219	1.651	1.022	0.344	1.171	1.025	0.586	0.795	
	6	0.535	0.804	1.282	0.132	1.223	0.366	1.018	0.795	0.386	0.651	
	7	1.089	1.004	0.384	1.139	0.320	1.115	0.395	1.154	1.077	1.138	
	8	1.050	1.261	1.068	1.566	0.351	1.245	1.562	1.362	0.396	1.032	
	9	1.239	1.118	0.347	1.041	1.140	1.132	1.173	0.958	1.123	1.085	
	10	1.060	0.523	1.026	1.031	1.038	1.001	0.310	0.301	1.051	1.068	
	11	1.143	1.065	1.141	0.309	0.375	0.647	0.304	0.809	0.345	0.684	
	12	0.352	0.567	1.033	0.306	1.025	1.235	0.874	0.314	0.385	0.398	
		AVERAGE	1.002	1.002	1.062	1.120	1.011	1.003	1.051	0.954	0.374	0.307
2	1	1.116	0.578	0.300	0.601	0.967	0.636	1.041	0.859	1.158	0.783	
	2	0.745	0.685	0.358	0.839	0.838	0.872	0.396	0.656	0.838	1.078	
	3	1.137	0.941	0.830	0.307	0.835	0.557	0.383	0.759	0.375	0.528	
	4	0.732	0.813	0.326	0.901	1.057	0.871	1.016	0.749	1.191	0.572	
	5	0.786	1.546	1.297	1.074	0.373	0.851	0.370	0.704	0.871	0.704	
	6	1.148	0.663	0.882	0.856	1.190	0.889	1.059	0.877	0.801	0.872	
	7	0.578	0.345	0.368	0.700	0.393	0.335	0.875	0.824	0.768	0.631	
	8	1.298	0.593	1.134	1.102	0.338	1.020	0.322	1.029	0.658	0.370	
	9	0.506	1.256	1.013	0.308	0.397	1.232	0.373	1.273	1.082	1.106	
	10	1.052	0.832	0.372	1.422	1.082	1.090	1.128	1.280	1.011	1.132	
	11	0.863	0.852	0.865	0.860	0.363	1.042	0.657	1.114	0.642	1.052	
	12	0.373	0.767	1.093	0.346	1.025	1.235	0.874	0.320	0.835	0.398	
		AVERAGE	0.317	0.873	0.387	0.331	0.399	0.336	0.358	0.320	0.308	0.874
3	1	0.813	0.536	0.385	0.320	0.851	0.761	0.868	0.361	0.701	0.662	
	2	0.522	0.838	0.384	0.890	0.378	0.328	0.363	0.826	0.788	0.708	
	3	0.612	0.642	0.399	0.497	0.881	0.310	0.333	0.382	0.781	0.643	
	4	1.089	1.104	0.394	1.139	0.340	1.115	0.305	1.254	1.057	1.138	
	5	1.082	1.047	1.130	0.321	1.021	0.801	0.889	0.357	1.016	0.735	
	6	0.304	0.673	1.297	0.399	0.354	0.596	1.148	0.853	1.075	0.594	
	7	0.622	0.715	0.391	0.370	0.353	0.300	0.313	1.024	1.018	1.101	
	8	1.003	1.048	0.392	1.151	1.116	1.079	1.207	0.332	0.397	1.053	
	9	1.071	1.060	1.006	0.386	1.202	1.026	1.145	1.119	1.155	0.771	
	10	0.320	1.070	0.868	0.352	1.030	1.001	0.845	0.821	0.720	1.099	
	11	0.896	0.583	0.385	0.392	0.397	0.810	0.370	0.770	0.705	1.002	
	12	1.070	0.575	0.396	0.379	0.853	1.003	0.326	0.393	0.729	0.805	
		AVERAGE	0.884	0.824	1.019	0.350	0.381	0.311	0.376	0.308	0.830	0.859

Lampiran 20 Data Rekapitulasi Gelombang Otak Per-Menit Partisipan Perempuan

SUBJEK PEREMPUAN											
MENIT PERTAMA		MENIT KEDUA		MENIT KETIGA		MENIT KEEMPAT		MENIT KELIMA			
Abungan	Abungan	Abungan	Abungan	Abungan	Abungan	Abungan	Abungan	Abungan	Abungan	Beta	
Average	Average	Average	Average	Average	Average	Average	Average	Average	Average	Average	
0	1	0.943	0.621	0.960	1.014	1.035	1.187	0.922	1.174	1.129	0.811
	2	1.051	1.007	0.888	1.044	1.016	0.960	1.042	0.825	0.959	0.881
	3	1.092	1.077	1.052	1.089	1.101	1.071	1.112	1.162	1.173	1.093
	4	1.124	0.821	0.859	1.024	1.044	0.681	1.029	0.707	1.038	0.842
	5	1.097	1.098	1.371	1.052	1.002	1.136	0.883	1.151	1.059	1.036
	6	0.744	0.912	1.137	0.844	0.988	0.990	1.102	1.132	1.044	1.084
	7	1.068	1.081	1.205	1.073	0.852	0.884	0.743	0.825	0.880	1.024
	8	0.541	1.373	1.219	1.251	1.022	0.944	1.171	1.035	0.486	0.795
	AVARAG	0.957	0.999	1.086	1.049	1.008	0.982	1.001	1.001	0.971	0.946
1	1	1.343	1.432	1.011	1.128	1.093	0.844	1.110	0.904	0.894	0.722
	2	0.859	0.662	0.924	0.704	0.908	0.765	0.804	0.823	0.749	0.748
	3	0.998	0.972	1.033	1.224	0.735	0.875	1.063	1.048	1.075	0.989
	4	1.226	0.975	1.057	0.795	1.066	1.014	1.227	1.073	1.182	1.034
	5	1.236	1.241	1.100	1.220	1.029	1.156	0.947	1.057	1.141	1.131
	6	1.153	0.933	0.776	0.734	1.089	1.200	1.001	1.053	0.905	1.010
	7	1.002	1.102	1.073	1.168	0.931	1.032	0.945	1.365	0.991	1.390
	8	0.971	0.768	0.800	0.568	0.837	0.889	0.786	0.534	0.902	1.028
	AVARAG	1.098	1.011	0.972	0.943	0.961	0.972	0.985	0.990	0.980	1.008
2	1	0.707	0.920	1.153	0.910	1.125	1.032	1.090	0.806	1.098	0.801
	2	0.709	1.116	0.770	0.927	0.977	0.801	0.805	0.652	0.744	0.904
	3	1.092	1.137	1.083	1.084	1.136	1.125	1.109	1.167	1.107	0.905
	4	1.104	0.725	1.071	0.989	0.875	0.667	0.976	0.869	0.945	0.684
	5	0.755	1.067	0.633	1.036	1.047	1.126	1.658	0.905	0.660	0.920
	6	0.853	0.802	0.896	0.924	1.090	1.200	1.001	1.003	0.905	0.890
	7	1.295	0.801	1.038	1.095	0.708	1.102	0.707	1.060	0.719	1.182
	8	0.714	0.500	1.388	0.919	0.718	0.951	0.803	1.010	1.246	1.008
	AVARAG	0.904	0.883	1.004	0.985	0.960	1.001	1.019	0.934	0.928	0.912
3	1	0.808	0.756	0.775	0.900	0.906	0.536	0.793	0.763	0.706	0.707
	2	0.831	0.652	0.640	0.808	0.665	0.515	0.754	0.614	0.746	0.700
	3	0.808	0.495	1.050	0.949	1.032	1.023	1.106	0.710	0.819	0.692
	4	1.007	1.130	1.123	0.850	1.225	1.032	1.040	0.976	1.098	0.701
	5	1.109	0.709	1.153	1.095	0.863	1.098	1.116	1.028	0.992	1.151
	6	0.988	1.039	1.132	1.191	1.273	1.374	0.883	1.223	1.108	1.017
	7	0.920	0.837	0.711	0.860	0.878	0.846	0.844	0.749	1.108	0.797
	8	0.735	0.793	1.219	1.051	1.022	0.944	1.101	1.025	0.486	0.795
	AVARAG	0.901	0.801	0.975	0.963	0.983	0.921	0.965	0.886	0.883	0.820



Lampiran 21 Data Rekapitulasi Rata-rata Gelombang Otak Partisipan Laki-laki

LAKI - LAKI												
	DELTA	THETA	ALPHA	BETA	GAMMA		DELTA	THETA	ALPHA	BETA	GAMMA	
V0	0.999	0.626	0.936	0.736	0.077		0.947932	0.61071	0.886	0.744	0.064013	
	0.808	0.485	1.017	0.851	0.427		0.793052	0.481568	0.955	0.854	0.375962	
	0.513	0.329	0.996	0.939	0.470		0.505911	0.32169	0.931	0.888	0.441072	
	0.908	0.883	0.978	0.740	0.228		0.812459	0.825767	0.925	0.711	0.235223	
	1.095	0.875	0.901	0.847	0.466		1.044177	0.880663	0.694	0.842	0.412508	
	0.882	0.704	1.050	0.833	0.611		0.84704	0.657758	1.001	0.798	0.59412	
	0.839	0.410	0.996	1.063	0.386		0.856373	0.383664	0.931	1.020	0.395728	
	1.133	0.908	1.077	1.162	0.871		1.102693	0.867774	1.048	1.121	0.861738	
	0.668	0.582	1.073	1.042	0.545		0.686432	0.539216	1.050	1.013	0.53816	
	0.968	0.884	1.009	1.001	0.666		0.914681	0.744332	0.991	0.932	0.58681	
	0.997	0.612	1.023	0.849	0.304		0.964713	0.578143	1.002	0.824	0.312366	
	0.648	0.561	0.924	1.042	0.347		0.635457	0.572125	0.921	1.025	0.367429	
	AVERAGE	0.871405	0.654977	0.998	0.925	0.44984	AVERAGE	0.842577	0.621951	0.945	0.898	0.432094
	V1	1.05935	0.761557	1.128	1.057	0.551861		1.02939	0.773555	0.880	0.979	0.532985
1.110632		0.952699	0.875	0.852	0.473949		1.043976	0.909253	0.930	0.890	0.461994	
1.031303		0.574958	1.110	1.009	0.776245		0.995822	0.549043	0.920	1.073	0.762287	
0.963117		0.747252	1.023	1.149	0.33533		0.922335	0.741423	0.940	0.790	0.334919	
1.049881		0.735021	0.990	1.075	0.800561		0.982973	0.730537	1.125	1.124	0.887421	
0.976571		0.785729	0.979	0.989	0.462471		0.961743	0.801332	1.102	0.953	0.430788	
1.031303		0.574958	0.865	0.991	0.776245		0.995822	0.549043	1.102	0.840	0.762287	
0.846698		0.765341	1.192	0.882	0.863664		0.879713	0.817159	0.801	0.912	0.860635	
0.697747		0.470632	1.061	1.071	0.725677		0.688353	0.426167	1.053	1.018	0.655224	
0.703188		0.419815	1.063	1.018	0.384346		0.685329	0.430337	1.014	1.009	0.358866	
0.848018		0.741503	0.949	0.843	0.258981		0.777951	0.686793	0.908	0.832	0.265419	
0.643201		0.347641	0.999	1.030	0.258905		0.645177	0.312744	0.911	1.014	0.230633	
AVERAGE		0.913417	0.656425	1.020	0.997	0.555686	AVERAGE	0.884049	0.643949	0.974	0.953	0.545288
V2		1.017913	0.962858	0.804	0.860	0.436883		0.978077	0.995003	0.802	0.814	0.432581
	0.406081	0.613036	0.889	0.764	0.769802		0.395546	0.625092	0.852	0.776	0.734965	
	0.98874	0.49149	0.764	0.717	0.619446		0.972277	0.512833	0.869	0.779	0.585649	
	0.995688	0.873574	0.996	0.740	0.273167		0.954919	0.82393	0.901	1.003	0.260155	
	0.961049	0.764556	1.055	0.835	0.188395		0.990903	0.74134	0.981	0.845	0.172205	
	0.879164	0.900085	1.058	0.796	0.223327		0.819068	0.852841	1.008	0.729	0.180545	
	0.815114	0.217923	0.973	0.790	0.388112		0.791397	0.177947	0.915	0.846	0.357834	
	0.805128	0.802925	1.095	1.061	0.568474		0.772809	0.802653	1.077	1.045	0.538345	
	0.661323	0.912349	1.061	1.150	0.983144		0.670615	0.854493	1.009	1.130	0.911542	
	0.874098	0.628185	0.867	1.183	0.331756		0.817076	0.656772	0.847	1.183	0.331756	
	0.90995	0.497333	0.929	0.973	0.396727		0.829833	0.413304	0.906	0.910	0.338355	
	0.643201	0.347641	0.956	1.030	0.258905		0.645177	0.312744	0.912	1.014	0.230633	
	AVERAGE	0.829787	0.667663	0.954	0.908	0.453178	AVERAGE	0.803141	0.647413	0.923	0.898	0.42288
	V3	0.605297	0.323059	1.000	0.549	0.119618		0.567192	0.283965	1.033	0.931	0.127966
0.742962		0.448843	0.897	0.877	0.253725		0.707173	0.406024	0.901	0.844	0.222203	
0.779118		0.43138	0.858	0.839	0.423559		0.787623	0.117336	0.828	0.597	0.427864	
1.031303		0.574958	1.015	1.151	0.776245		0.995822	0.549043	0.942	1.105	0.762287	
1.09024		0.771957	1.040	0.830	0.497297		1.072989	0.765157	0.967	0.762	0.493926	
0.930425		0.81816	1.015	0.780	0.444421		0.902315	0.800671	0.969	0.658	0.400603	
0.993809		0.542052	0.880	0.990	0.288612		0.95028	0.563196	0.846	0.841	0.236264	
0.974223		0.731091	1.031	1.061	0.646753		0.956889	0.761912	0.987	1.037	0.624568	
0.674725		0.574781	0.961	1.028	0.423211		0.694212	0.530396	0.967	0.988	0.421892	
0.752782		0.365865	1.031	0.806	0.307018		0.725207	0.371251	0.997	0.907	0.300834	
0.823058		0.553896	0.732	0.804	0.282795		0.781948	0.525389	0.682	0.869	0.271335	
0.838592		0.431896	0.924	0.967	0.41636		0.8014	0.407476	0.921	0.965	0.385731	
AVERAGE		0.853045	0.547328	0.949	0.890	0.406801	AVERAGE	0.828587	0.506818	0.920	0.875	0.389623

Lampiran 22 Data Rekapitulasi Rata-rata Gelombang Otak Partisipan Perempuan

PEREMPUAN											
	DELTA	THETA	ALPHA	BETA	GAMMA		DELTA	THETA	ALPHA	BETA	GAMMA
V0	0.899	0.940	0.991	0.939	0.464	V0	0.84455	0.870002	1.102148	1.005314	0.499673
	0.800	0.628	0.969	0.949	0.346		0.752537	0.619473	0.863752	0.947465	0.350431
	0.950	0.836	1.119	0.851	0.687		0.931224	0.819371	1.055343	1.070886	0.694161
	0.887	0.696	1.023	1.096	0.232		0.8567	0.657333	1.001852	0.966911	0.246096
	1.044	0.816	1.125	1.186	0.898		0.998892	0.796677	0.979423	1.104915	0.852461
	0.894	0.715	1.051	1.196	0.163		0.877393	0.706298	0.947674	1.004633	0.122154
	0.949	0.883	1.012	1.295	0.200		0.941499	0.850079	0.820458	0.979117	0.21262
	1.050	0.795	0.901	0.608	0.801		0.982973	0.730537	1.081869	0.693637	0.887421
	0.934246	0.788621	1.024	1.015	0.473638		0.898221	0.756221	0.982	0.972	0.483127
	DELTA	THETA	ALPHA	BETA	GAMMA		DELTA	THETA	ALPHA	BETA	GAMMA
V1	0.90	0.74	0.962	1.116	0.26	V1	0.87971	0.714531	0.9220	1.1883	0.206926
	0.94	0.58	0.889	0.848	0.55		0.933243	0.550144	0.9768	0.8513	0.502363
	0.92	0.82	0.908	1.151	0.43		0.878277	0.807126	0.8843	1.1047	0.416183
	1.10	1.07	0.977	0.673	0.27		1.056108	1.034193	0.9058	0.4630	0.301705
	1.01	0.87	1.045	1.023	0.44		0.980806	0.848669	0.9426	0.9115	0.419189
	0.95	0.81	1.093	0.794	1.00		0.918351	0.763319	1.0462	0.7484	0.978412
	0.98	0.93	0.985	1.101	0.88		0.958674	0.947055	0.9275	1.1047	0.863619
	0.83	0.62	1.132	1.158	0.77		0.736438	0.57533	1.1031	1.1728	0.676627
	0.954721	0.804113	0.999	0.983	0.57571		0.917701	0.780046	0.964	0.943	0.545628
	DELTA	THETA	ALPHA	BETA	GAMMA		DELTA	THETA	ALPHA	BETA	GAMMA
V2	0.937	0.903	1.013	0.831	0.361	V2	0.897352	0.865385	1.018458	0.899857	0.359514
	0.905	0.560	0.810	0.846	0.297		0.886992	0.519072	0.707023	0.928743	0.264179
	1.149	0.978	0.959	1.128	0.578		1.100421	0.944709	0.975773	1.105077	0.815923
	0.848	0.742	0.818	0.643	0.259		0.777951	0.686793	1.09412	0.521997	0.265419
	0.974	0.878	1.104	1.030	0.239		0.980745	0.834422	1.006307	0.985509	0.196329
	0.953	0.807	0.982	1.136	0.997		0.918351	0.763319	0.947674	1.106163	0.978412
	0.871	0.694	0.967	1.023	0.632		0.826839	0.6715	0.954435	1.007762	0.623388
	0.762	0.670	1.043	0.902	0.565		0.669646	0.66413	0.827189	0.844137	0.553105
	0.924899	0.778999	0.962	0.942	0.49082		0.882287	0.743666	0.941	0.925	0.507033
	DELTA	THETA	ALPHA	BETA	GAMMA		DELTA	THETA	ALPHA	BETA	GAMMA
V3	0.872	0.752	0.903	0.850	0.351	V3	0.864621	0.780732	0.700	0.722	0.405146
	0.612	0.342	0.856	0.752	0.331		0.575637	0.339182	0.640	0.605	0.290657
	0.905	0.819	1.104	0.898	0.863		0.869146	0.783102	1.059	0.813	0.513219
	0.937	0.903	1.018	0.836	0.361		0.897352	0.865385	1.101	0.900	0.359514
	1.058	0.882	0.940	0.809	0.550		0.990119	0.899236	1.156	1.058	0.497442
	0.980	0.883	1.019	0.924	0.940		0.954865	0.848887	1.146	1.119	0.915916
	1.029	0.644	0.869	0.925	0.535		0.992497	0.648109	0.857	0.756	0.517605
	1.050	0.670	0.801	0.825	0.801		0.982973	0.730537	0.694	0.832	0.887421
	0.930336	0.736854	0.939	0.852	0.591412		0.890901	0.736896	0.919	0.851	0.548365

Lampiran 23 Uji Normalitas Gelombang Alpha Laki-laki

		Tests of Normality					
		Kolmogorov-Smirnov ^a			Shapiro-Wilk		
	AlphaLakilaki	Statistic	df	Sig.	Statistic	df	Sig.
Variasi	0	.150	12	.200*	.953	12	.678
	1	.096	12	.200*	.975	12	.959
	2	.161	12	.200*	.946	12	.579
	3	.208	12	.160	.870	12	.065

*. This is a lower bound of the true significance.

a. Lilliefors Significance Correction

Lampiran 24 Uji Normalitas Gelombang Beta Laki-laki

Tests of Normality

		Kolmogorov-Smirnov ^a			Shapiro-Wilk		
		Statistic	df	Sig.	Statistic	df	Sig.
Variasi	0	.207	12	.163	.936	12	.450
	1	.216	12	.129	.923	12	.308
	2	.199	12	.200 [*]	.900	12	.159
	3	.162	12	.200 [*]	.955	12	.714

*. This is a lower bound of the true significance.

a. Lilliefors Significance Correction

Lampiran 25 Uji Normalitas Gelombang Alpha Perempuan

Tests of Normality

		Kolmogorov-Smirnov ^a			Shapiro-Wilk		
		Statistic	df	Sig.	Statistic	df	Sig.
Variasi	0	.148	8	.200 [*]	.958	8	.788
	1	.190	8	.200 [*]	.952	8	.734
	2	.229	8	.200 [*]	.914	8	.387
	3	.158	8	.200 [*]	.961	8	.822

*. This is a lower bound of the true significance.

a. Lilliefors Significance Correction

Lampiran 26 Uji Normalitas Gelombang Beta Perempuan

Tests of Normality

		Kolmogorov-Smirnov ^a			Shapiro-Wilk		
		Statistic	df	Sig.	Statistic	df	Sig.
Variasi	0	.153	8	.200 [*]	.950	8	.712
	1	.237	8	.200 [*]	.865	8	.136
	2	.184	8	.200 [*]	.934	8	.557
	3	.150	8	.200 [*]	.939	8	.600

*. This is a lower bound of the true significance.

a. Lilliefors Significance Correction

Lampiran 27 Uji T Respon Gelombang Otak Permenit Laki-laki dan Perempuan
Variasi 0

		Paired Samples Test					t	df	Sig. (2-tailed)
		Paired Differences			95% Confidence Interval of the Difference				
		Mean	Std. Deviation	Std. Error Mean	Lower	Upper			
Pair 1	Alpha Laki-laki Menit-1 - Beta Laki-laki Menit-1	.162500	.312233	.090134	-.035883	.360883	1.803	11	.099
Pair 2	Alpha Laki-laki Menit-1 - Alpha Perempuan Menit-1	.051125	.360733	.127538	-.250455	.352705	.401	7	.700
Pair 3	Alpha Laki-laki Menit-1 - Beta Perempuan Menit-1	.009875	.260896	.092241	-.208240	.227990	.107	7	.918
Pair 4	Beta Laki-laki Menit-1 - Alpha Perempuan Menit-1	-.148000	.400868	.141728	-.483134	.187134	-1.044	7	.331
Pair 5	Beta Laki-laki Menit-1 - Beta Perempuan Menit-1	-.189250	.325746	.115169	-.461581	.083081	-1.643	7	.144
Pair 6	Alpha Perempuan Menit-1 - Beta Perempuan Menit-1	-.041250	.359496	.127101	-.341796	.259296	-.325	7	.755
Pair 7	Alpha Laki-laki Menit-2 - Beta Laki-laki Menit-2	.052667	.195713	.056497	-.071683	.177017	.932	11	.371
Pair 8	Alpha Laki-laki Menit-2 - Alpha Perempuan Menit-2	-.117375	.158816	.056150	-.250149	.015399	-2.090	7	.075
Pair 9	Alpha Laki-laki Menit-2 - Beta Perempuan Menit-2	-.079875	.181236	.064077	-.231392	.071642	-1.247	7	.253
Pair 10	Beta Laki-laki Menit-2 - Alpha Perempuan Menit-2	-.130125	.197177	.069713	-.294969	.034719	-1.867	7	.104
Pair 11	Beta Laki-laki Menit-2 - Beta Perempuan Menit-2	-.092625	.126166	.044607	-.198103	.012853	-2.076	7	.076
Pair 12	Alpha Perempuan Menit-2 - Beta Perempuan Menit-2	.037500	.189229	.066903	-.120700	.195700	.561	7	.593
Pair 13	Alpha Laki-laki Menit-3 - Beta Laki-laki Menit-3	.099667	.143149	.041323	.008714	.190619	2.412	11	.035
Pair 14	Alpha Laki-laki Menit-3 - Alpha Perempuan Menit-3	-.016750	.243959	.086252	-.220705	.187205	-.194	7	.852
Pair 15	Alpha Laki-laki Menit-3 - Beta Perempuan Menit-3	.009125	.315929	.111698	-.254998	.273248	.082	7	.937
Pair 16	Beta Laki-laki Menit-3 - Alpha Perempuan Menit-3	-.097875	.206526	.073018	-.270535	.074785	-1.340	7	.222
Pair 17	Beta Laki-laki Menit-3 - Beta Perempuan Menit-3	-.072000	.244719	.086521	-.276590	.132590	-.832	7	.433
Pair 18	Alpha Perempuan Menit-3 - Beta Perempuan Menit-3	.025875	.159741	.056477	-.107672	.159422	.458	7	.661
Pair 19	Alpha Laki-laki Menit-4 - Beta Laki-laki Menit-4	.050833	.140939	.040686	-.038715	.140382	1.249	11	.237
Pair 20	Alpha Laki-laki Menit-4 - Alpha Perempuan Menit-4	.007750	.166582	.058896	-.131516	.147016	.132	7	.899
Pair 21	Alpha Laki-laki Menit-4 - Beta Perempuan Menit-4	.006875	.212218	.075030	-.170544	.184294	.092	7	.930
Pair 22	Beta Laki-laki Menit-4 - Alpha Perempuan Menit-4	-.052875	.202965	.071759	-.222558	.116808	-.737	7	.485
Pair 23	Beta Laki-laki Menit-4 - Beta Perempuan Menit-4	-.053750	.242114	.085600	-.256163	.148663	-.628	7	.550
Pair 24	Alpha Perempuan Menit-4 - Beta Perempuan Menit-4	-.000875	.212036	.074966	-.178142	.176392	-.012	7	.991
Pair 25	Alpha Laki-laki Menit-5 - Beta Laki-laki Menit-5	.013000	.207271	.059834	-.118694	.144694	.217	11	.832
Pair 26	Alpha Laki-laki Menit-5 - Alpha Perempuan Menit-5	-.000500	.236769	.083711	-.198444	.197444	-.006	7	.995
Pair 27	Alpha Laki-laki Menit-5 - Beta Perempuan Menit-5	.024750	.129890	.045923	-.083841	.133341	.539	7	.607
Pair 28	Beta Laki-laki Menit-5 - Alpha Perempuan Menit-5	-.080250	.348787	.123315	-.371843	.211343	-.651	7	.536
Pair 29	Beta Laki-laki Menit-5 - Beta Perempuan Menit-5	-.055000	.188136	.066516	-.212286	.102286	-.827	7	.436
Pair 30	Alpha Perempuan Menit-5 - Beta Perempuan Menit-5	.025250	.194668	.068826	-.137497	.187997	.367	7	.725

Lampiran 28 Uji T Respon Gelombang Otak Permenit Laki-laki dan Perempuan Variasi 1

		Paired Differences					t	df	Sig. (2-tailed)
		Mean	Std. Deviation	Std. Error Mean	95% Confidence Interval of the Difference				
					Lower	Upper			
Pair 1	Alpha Laki-laki Menit-1 - Beta Laki-laki Menit-1	-.000167	.418537	.120821	-.266092	.265759	-.001	11	.999
Pair 2	Alpha Laki-laki Menit-1 - Alpha Perempuan Menit-1	-.145250	.321527	.113677	-.414053	.123553	-1.278	7	.242
Pair 3	Alpha Laki-laki Menit-1 - Beta Perempuan Menit-1	-.057375	.339124	.119898	-.340890	.226140	-.479	7	.647
Pair 4	Beta Laki-laki Menit-1 - Alpha Perempuan Menit-1	-.004875	.387611	.137041	-.328926	.319176	-.036	7	.973
Pair 5	Beta Laki-laki Menit-1 - Beta Perempuan Menit-1	.083000	.379639	.134223	-.234386	.400386	.618	7	.556
Pair 6	Alpha Perempuan Menit-1 - Beta Perempuan Menit-1	.087875	.145536	.051455	-.033796	.209546	1.708	7	.131
Pair 7	Alpha Laki-laki Menit-2 - Beta Laki-laki Menit-2	-.058083	.518077	.149556	-.387254	.271087	-.388	11	.705
Pair 8	Alpha Laki-laki Menit-2 - Alpha Perempuan Menit-2	.103125	.209987	.074242	-.072428	.278678	1.389	7	.207
Pair 9	Alpha Laki-laki Menit-2 - Beta Perempuan Menit-2	.132250	.323914	.114521	-.138549	.403049	1.155	7	.286
Pair 10	Beta Laki-laki Menit-2 - Alpha Perempuan Menit-2	.222750	.518155	.183196	-.210439	.655939	1.216	7	.263
Pair 11	Beta Laki-laki Menit-2 - Beta Perempuan Menit-2	.251875	.478950	.169334	-.148537	.652287	1.487	7	.180
Pair 12	Alpha Perempuan Menit-2 - Beta Perempuan Menit-2	.029125	.184948	.065389	-.125496	.183746	.445	7	.669
Pair 13	Alpha Laki-laki Menit-3 - Beta Laki-laki Menit-3	.007667	.286062	.082579	-.174088	.189422	.093	11	.928
Pair 14	Alpha Laki-laki Menit-3 - Alpha Perempuan Menit-3	.033250	.132974	.047014	-.077919	.144419	.707	7	.502
Pair 15	Alpha Laki-laki Menit-3 - Beta Perempuan Menit-3	.022375	.108148	.038236	-.068039	.112789	.585	7	.577
Pair 16	Beta Laki-laki Menit-3 - Alpha Perempuan Menit-3	.042125	.352779	.124726	-.252805	.337055	.338	7	.745
Pair 17	Beta Laki-laki Menit-3 - Beta Perempuan Menit-3	.031250	.364892	.129009	-.273807	.336307	.242	7	.816
Pair 18	Alpha Perempuan Menit-3 - Beta Perempuan Menit-3	-.010875	.144005	.050914	-.131267	.109517	-.214	7	.837
Pair 19	Alpha Laki-laki Menit-4 - Beta Laki-laki Menit-4	.096917	.262341	.075731	-.069767	.263600	1.280	11	.227
Pair 20	Alpha Laki-laki Menit-4 - Alpha Perempuan Menit-4	.108250	.322789	.114123	-.161608	.378108	.949	7	.374
Pair 21	Alpha Laki-laki Menit-4 - Beta Perempuan Menit-4	.104000	.397310	.140470	-.228159	.436159	.740	7	.483
Pair 22	Beta Laki-laki Menit-4 - Alpha Perempuan Menit-4	-.002250	.437085	.154533	-.367662	.363162	-.015	7	.989
Pair 23	Beta Laki-laki Menit-4 - Beta Perempuan Menit-4	-.006500	.443339	.156744	-.377141	.364141	-.041	7	.968
Pair 24	Alpha Perempuan Menit-4 - Beta Perempuan Menit-4	-.004250	.205169	.072538	-.175776	.167276	-.059	7	.955
Pair 25	Alpha Laki-laki Menit-5 - Beta Laki-laki Menit-5	.067250	.199984	.057730	-.059814	.194314	1.165	11	.269
Pair 26	Alpha Laki-laki Menit-5 - Alpha Perempuan Menit-5	-.031875	.257882	.091175	-.247470	.183720	-.350	7	.737
Pair 27	Alpha Laki-laki Menit-5 - Beta Perempuan Menit-5	-.059750	.272024	.096175	-.287167	.167667	-.621	7	.554
Pair 28	Beta Laki-laki Menit-5 - Alpha Perempuan Menit-5	-.099125	.315827	.111662	-.363163	.164913	-.888	7	.404
Pair 29	Beta Laki-laki Menit-5 - Beta Perempuan Menit-5	-.127000	.304408	.107625	-.381492	.127492	-1.180	7	.277
Pair 30	Alpha Perempuan Menit-5 - Beta Perempuan Menit-5	-.027875	.184100	.065089	-.181787	.126037	-.428	7	.681

Lampiran 29 Uji T Respon Gelombang Otak Permenit Laki-laki dan Perempuan Variasi 2

		Paired Differences					t	df	Sig. (2-tailed)
		Mean	Std. Deviation	Std. Error Mean	95% Confidence Interval of the Difference				
					Lower	Upper			
Pair 1	Alpha Laki-laki Menit-1 - Beta Laki-laki Menit-1	.044083	.467755	.135029	-.253114	.341281	.326	11	.750
Pair 2	Alpha Laki-laki Menit-1 - Alpha Perempuan Menit-1	.046375	.412981	.146011	-.298886	.391636	.318	7	.760
Pair 3	Alpha Laki-laki Menit-1 - Beta Perempuan Menit-1	.066500	.383662	.135645	-.254250	.387250	.490	7	.639
Pair 4	Beta Laki-laki Menit-1 - Alpha Perempuan Menit-1	-.058125	.357889	.126533	-.357328	.241078	-.459	7	.660
Pair 5	Beta Laki-laki Menit-1 - Beta Perempuan Menit-1	-.038000	.296523	.104837	-.285899	.209899	-.362	7	.728
Pair 6	Alpha Perempuan Menit-1 - Beta Perempuan Menit-1	.020125	.325844	.115203	-.252288	.292538	.175	7	.866
Pair 7	Alpha Laki-laki Menit-2 - Beta Laki-laki Menit-2	.055167	.195710	.056497	-.069182	.179515	.976	11	.350
Pair 8	Alpha Laki-laki Menit-2 - Alpha Perempuan Menit-2	-.017125	.314540	.111207	-.280087	.245837	-.154	7	.882
Pair 9	Alpha Laki-laki Menit-2 - Beta Perempuan Menit-2	.001375	.169777	.060025	-.140562	.143312	.023	7	.982
Pair 10	Beta Laki-laki Menit-2 - Alpha Perempuan Menit-2	-.124000	.304803	.107764	-.378822	.130822	-1.151	7	.288
Pair 11	Beta Laki-laki Menit-2 - Beta Perempuan Menit-2	-.105500	.185887	.065721	-.260905	.049905	-1.605	7	.152
Pair 12	Alpha Perempuan Menit-2 - Beta Perempuan Menit-2	.018500	.260244	.092010	-.199069	.236069	.201	7	.846
Pair 13	Alpha Laki-laki Menit-3 - Beta Laki-laki Menit-3	.062833	.198172	.057207	-.063079	.188746	1.098	11	.296
Pair 14	Alpha Laki-laki Menit-3 - Alpha Perempuan Menit-3	.029375	.192950	.068218	-.131935	.190685	.431	7	.680
Pair 15	Alpha Laki-laki Menit-3 - Beta Perempuan Menit-3	-.011625	.190155	.067230	-.170598	.147348	-.173	7	.868
Pair 16	Beta Laki-laki Menit-3 - Alpha Perempuan Menit-3	-.130625	.309481	.109418	-.389358	.128108	-1.194	7	.271
Pair 17	Beta Laki-laki Menit-3 - Beta Perempuan Menit-3	-.171625	.266043	.094060	-.394042	.050792	-1.825	7	.111
Pair 18	Alpha Perempuan Menit-3 - Beta Perempuan Menit-3	-.041000	.206130	.072878	-.213329	.131329	-.563	7	.591
Pair 19	Alpha Laki-laki Menit-4 - Beta Laki-laki Menit-4	.037500	.251417	.072578	-.122242	.197242	.517	11	.616
Pair 20	Alpha Laki-laki Menit-4 - Alpha Perempuan Menit-4	-.035875	.284142	.100459	-.273423	.201673	-.357	7	.732
Pair 21	Alpha Laki-laki Menit-4 - Beta Perempuan Menit-4	.048750	.192481	.068052	-.112168	.209668	.716	7	.497
Pair 22	Beta Laki-laki Menit-4 - Alpha Perempuan Menit-4	-.211500	.354963	.125498	-.508256	.085256	-1.685	7	.136
Pair 23	Beta Laki-laki Menit-4 - Beta Perempuan Menit-4	-.126875	.154571	.054649	-.256099	.002349	-2.322	7	.053
Pair 24	Alpha Perempuan Menit-4 - Beta Perempuan Menit-4	.084625	.337228	.119228	-.197304	.366554	.710	7	.501
Pair 25	Alpha Laki-laki Menit-5 - Beta Laki-laki Menit-5	.033667	.314568	.090808	-.166200	.233534	.371	11	.718
Pair 26	Alpha Laki-laki Menit-5 - Alpha Perempuan Menit-5	-.013000	.269228	.095186	-.238080	.212080	-.137	7	.895
Pair 27	Alpha Laki-laki Menit-5 - Beta Perempuan Menit-5	.003250	.314771	.111289	-.259906	.266406	.029	7	.978
Pair 28	Beta Laki-laki Menit-5 - Alpha Perempuan Menit-5	-.153250	.287166	.101529	-.393327	.086827	-1.509	7	.175
Pair 29	Beta Laki-laki Menit-5 - Beta Perempuan Menit-5	-.137000	.215349	.076137	-.317036	.043036	-1.799	7	.115
Pair 30	Alpha Perempuan Menit-5 - Beta Perempuan Menit-5	.016250	.282706	.099952	-.220098	.252598	.163	7	.875

Lampiran 30 Uji T Respon Gelombang Otak Permenit Laki-laki dan Perempuan Variasi 3

		Paired Samples Test							
		Paired Differences			95% Confidence Interval of the Difference		t	df	Sig. (2-tailed)
		Mean	Std. Deviation	Std. Error Mean	Lower	Upper			
Pair 1	Alpha Laki-laki Menit-1 - Beta Laki-laki Menit-1	.059417	.226880	.065495	-.084736	.203569	.907	11	.384
Pair 2	Alpha Laki-laki Menit-1 - Alpha Perempuan Menit-1	-.069875	.196396	.069436	-.234066	.094316	-1.006	7	.348
Pair 3	Alpha Laki-laki Menit-1 - Beta Perempuan Menit-1	.029500	.198651	.070234	-.136577	.195577	.420	7	.687
Pair 4	Beta Laki-laki Menit-1 - Alpha Perempuan Menit-1	-.075375	.209969	.074235	-.250914	.100164	-1.015	7	.344
Pair 5	Beta Laki-laki Menit-1 - Beta Perempuan Menit-1	.024000	.247497	.087503	-.182912	.230912	.274	7	.792
Pair 6	Alpha Perempuan Menit-1 - Beta Perempuan Menit-1	.099375	.185816	.065696	-.055971	.254721	1.513	7	.174
Pair 7	Alpha Laki-laki Menit-2 - Beta Laki-laki Menit-2	.069250	.189388	.054671	-.051081	.189581	1.267	11	.231
Pair 8	Alpha Laki-laki Menit-2 - Alpha Perempuan Menit-2	.071125	.206637	.073057	-.101628	.243878	.974	7	.363
Pair 9	Alpha Laki-laki Menit-2 - Beta Perempuan Menit-2	.083500	.074414	.026309	.021288	.145712	3.174	7	.016
Pair 10	Beta Laki-laki Menit-2 - Alpha Perempuan Menit-2	-.039500	.272639	.096393	-.267432	.188432	-.410	7	.694
Pair 11	Beta Laki-laki Menit-2 - Beta Perempuan Menit-2	-.027125	.232472	.082191	-.221477	.167227	-.330	7	.751
Pair 12	Alpha Perempuan Menit-2 - Beta Perempuan Menit-2	.012375	.162403	.057418	-.123398	.148148	.216	7	.836
Pair 13	Alpha Laki-laki Menit-3 - Beta Laki-laki Menit-3	.070500	.151493	.043732	-.025754	.166754	1.612	11	.135
Pair 14	Alpha Laki-laki Menit-3 - Alpha Perempuan Menit-3	-.021250	.221228	.078216	-.206201	.163701	-.272	7	.794
Pair 15	Alpha Laki-laki Menit-3 - Beta Perempuan Menit-3	.040750	.280891	.099310	-.194081	.275581	.410	7	.694
Pair 16	Beta Laki-laki Menit-3 - Alpha Perempuan Menit-3	-.096750	.269444	.095263	-.322011	.128511	-1.016	7	.344
Pair 17	Beta Laki-laki Menit-3 - Beta Perempuan Menit-3	-.034750	.367584	.129961	-.342058	.272558	-.267	7	.797
Pair 18	Alpha Perempuan Menit-3 - Beta Perempuan Menit-3	.062000	.184589	.065262	-.092320	.216320	.950	7	.374
Pair 19	Alpha Laki-laki Menit-4 - Beta Laki-laki Menit-4	.068333	.237816	.068652	-.082768	.219435	.995	11	.341
Pair 20	Alpha Laki-laki Menit-4 - Alpha Perempuan Menit-4	.023625	.181559	.064191	-.128162	.175412	.368	7	.724
Pair 21	Alpha Laki-laki Menit-4 - Beta Perempuan Menit-4	.092250	.170914	.060427	-.050638	.235138	1.527	7	.171
Pair 22	Beta Laki-laki Menit-4 - Alpha Perempuan Menit-4	-.056000	.308321	.109008	-.313763	.201763	-.514	7	.623
Pair 23	Beta Laki-laki Menit-4 - Beta Perempuan Menit-4	.012625	.265641	.093918	-.209456	.234706	.134	7	.897
Pair 24	Alpha Perempuan Menit-4 - Beta Perempuan Menit-4	.068625	.200671	.070948	-.099140	.236390	.967	7	.366
Pair 25	Alpha Laki-laki Menit-5 - Beta Laki-laki Menit-5	.030917	.258985	.074762	-.133634	.195468	.414	11	.687
Pair 26	Alpha Laki-laki Menit-5 - Alpha Perempuan Menit-5	.038750	.171576	.060661	-.104691	.182191	.639	7	.543
Pair 27	Alpha Laki-laki Menit-5 - Beta Perempuan Menit-5	.101625	.146585	.051826	-.020923	.224173	1.961	7	.091
Pair 28	Beta Laki-laki Menit-5 - Alpha Perempuan Menit-5	-.053625	.308159	.108951	-.311252	.204002	-.492	7	.638
Pair 29	Beta Laki-laki Menit-5 - Beta Perempuan Menit-5	.009250	.317522	.112261	-.266205	.274705	.082	7	.937
Pair 30	Alpha Perempuan Menit-5 - Beta Perempuan Menit-5	.062875	.229905	.081284	-.129330	.255080	.774	7	.465

Lampiran 31 Uji Anova Variasi 0

ANOVA					
DATA					
	Sum of Squares	df	Mean Square	F	Sig.
Between Groups	.249	3	.083	2.760	.043
Within Groups	5.890	196	.030		
Total	6.139	199			

Lampiran 32 Uji Anova Variasi 1

ANOVA					
DATA					
	Sum of Squares	df	Mean Square	F	Sig.
Between Groups	.033	3	.011	.214	.887
Within Groups	10.152	196	.052		
Total	10.185	199			

Lampiran 33 Uji Anova Variasi 2

ANOVA					
DATA					
	Sum of Squares	df	Mean Square	F	Sig.
Between Groups	.098	3	.033	.870	.457
Within Groups	7.354	196	.038		
Total	7.452	199			

Lampiran 34 Uji Anova Variasi 3

ANOVA					
DATA					
	Sum of Squares	df	Mean Square	F	Sig.
Between Groups	.188	3	.063	1.881	.134
Within Groups	6.517	196	.033		
Total	6.704	199			

Lampiran 35 Uji T Rekapitulasi Gelombang Alpha Laki-laki

		Paired Differences					t	df	Sig. (2-tailed)
		Mean	Std. Deviation	Std. Error Mean	95% Confidence Interval of the Difference				
					Lower	Upper			
Pair 1	Var0 - Var1	-.021167	.106251	.030672	-.088675	.046342	-.690	11	.504
Pair 2	Var0 - Var2	.044417	.104047	.030036	-.021691	.110525	1.479	11	.167
Pair 3	Var0 - Var3	.049667	.114071	.032930	-.022811	.122144	1.508	11	.160
Pair 4	Var1 - Var2	.065583	.149608	.043188	-.029473	.160639	1.519	11	.157
Pair 5	Var1 - Var3	.070833	.101761	.029376	.006178	.135489	2.411	11	.035
Pair 6	Var2 - Var3	.005250	.112369	.032438	-.066146	.076646	.162	11	.874

Lampiran 36 Uji T Rekapitulasi Gelombang Beta Laki-laki

		Paired Differences					t	df	Sig. (2-tailed)
		Mean	Std. Deviation	Std. Error Mean	95% Confidence Interval of the Difference				
					Lower	Upper			
Pair 1	Var0 - Var1	-.071750	.184554	.053276	-.189010	.045510	-1.347	11	.205
Pair 2	Var0 - Var2	.017167	.139884	.040381	-.071712	.106045	.425	11	.679
Pair 3	Var0 - Var3	.035250	.154965	.044734	-.063210	.133710	.788	11	.447
Pair 4	Var1 - Var2	.088917	.195839	.056534	-.035513	.213347	1.573	11	.144
Pair 5	Var1 - Var3	.107000	.175353	.050620	-.004414	.218414	2.114	11	.058
Pair 6	Var2 - Var3	.018083	.217255	.062716	-.119954	.156120	.288	11	.778

Lampiran 37 Uji T Rekapitulasi Gelombang Alpha Perempuan

		Paired Differences					t	df	Sig. (2-tailed)
		Mean	Std. Deviation	Std. Error Mean	95% Confidence Interval of the Difference				
					Lower	Upper			
Pair 1	Var0 - Var1	.025000	.126000	.044548	-.080339	.130339	.561	7	.592
Pair 2	Var0 - Var2	.061875	.113486	.040123	-.033001	.156751	1.542	7	.167
Pair 3	Var0 - Var3	.085125	.063798	.022556	.031789	.138461	3.774	7	.007
Pair 4	Var1 - Var2	.036875	.084425	.029849	-.033706	.107456	1.235	7	.257
Pair 5	Var1 - Var3	.060125	.148932	.052655	-.064385	.184635	1.142	7	.291
Pair 6	Var2 - Var3	.023250	.154619	.054666	-.106015	.152515	.425	7	.683

Lampiran 38 Uji T Rekapitulasi Gelombang Beta Perempuan

		Paired Differences					t	df	Sig. (2-tailed)
		Mean	Std. Deviation	Std. Error Mean	95% Confidence Interval of the Difference				
					Lower	Upper			
Pair 1	Var0 - Var1	.032000	.344461	.121786	-.255977	.319977	.263	7	.800
Pair 2	Var0 - Var2	.072625	.253651	.089679	-.139433	.284683	.810	7	.445
Pair 3	Var0 - Var3	.162625	.208760	.073808	-.011903	.337153	2.203	7	.063
Pair 4	Var1 - Var2	.040625	.192015	.067887	-.119903	.201153	.598	7	.568
Pair 5	Var1 - Var3	.130625	.184626	.065275	-.023726	.284976	2.001	7	.085
Pair 6	Var2 - Var3	.090000	.143360	.050685	-.029852	.209852	1.776	7	.119