

## DAFTAR PUSTAKA

- Abeysekera, W. P. K. M., Arachchige, S. P. G., Ratnasoori, W. D., 2017, Bark Extracts of Ceylon Cinnamon Posses Antilipidemic Activities and Bind Bile Acids In Vitro, *Hindawi*, 1(1): 1-10.
- Al Rahmad, A. H., Mulyani, N. S., Jannah, R., 2018, Faktor Resiko Kadar Kolesterol Darah pada Pasien Rawat Jalan Penderita Jantung Koroner di RSUD Meuraxa, *Jurnal AcTion*, 3(2): 132-140.
- Anggriawan, M. B., Roswiem, A. P., Nurcholis, W., 2015, Potensi Ekstrak Air dan Etanol Kulit Batang Kayu Manis Padang *Cinnamomum burmannii* terhadap Aktivitas Enzim A-Glukosidase, *Jurnal Kedokteran Yarsi*, 23(2): 91-102.
- Auliah, A., 2008, Pengaruh Umur Terhadap Keragaman Kandungan Asam Amino Cacing Tanah *Lumbricus rubellus*, *Jurnal Chemica*, 9(2): 37-42.
- Aqmarinah, M. B., Priani, S. E., Gadri, A., 2016, Uji Aktivitas Antibakteri Minyak Kayu Manis (*Cinnamomum burmannii* Nees ex Bl.) terhadap Bakteri *Staphylococcus aureus* Penyebab Jerawat, *Prosiding Farmasi*, 2(2): 433-438.
- Chamaco, S., Michlig, S., Senardens-Bezencon, C., Meylan, J., Meystre, J., Pezzoli, M., Markram, H., Coutre, J., 2014, Anti-Obesity and Anti-Hyperglycemic Effects of Cinnamaldehyde via altered Ghrelin Secretion and Functional Impact on Food Intake and Gastric Emptying, *Scientific Reports*, 5(7919): 1-10.
- Darmapatni, K. A. G., A. Basori, dan N. M. Suaniti., 2016, Pengembangan Metode GC-MS Untuk Penetapan Kadar Acetaminophen Pada Spesimen Rambut Manusia. *Jurnal Biosains Pascasarjana*. 3(18): 62-69.

- Deng, Z., Gao, S., An, Y., Huang, Y., Liu, H., Zhu, W., Lu, W., He, M., Xie, W., Yu, D., Li, Y., 2021, Effects of Earthworm Extract on The Lipid Profile and Fatty Liver Induced by A High0Fat Diet in Guinea Pigs, *Ann Transl Med*, 9(4): 1-10.
- Fairudz, A., Nisa, K., 2015, Pengaruh Serat Pangan terhadap Kadar Kolesterol Penderita Overweight, *Jurnal Majority*, 4(4): 121-127.
- Febrita, E., Dadmadi, Siswanto, E., 2015, Pertumbuhan Cacing Tanah *Lumbricus rubellus* dengan Pemberian Pakan Buatan untuk Mendukung Proses Pembelajaran pada Konsep Pertumbuhan dan Perkembangan Invertebrata, *Jurnal Biogenesis*, 11(2): 169-176.
- Gandjar, I.G. dan Rohman, A., 2012, Analisis Obat Secara Spektrofotometri dan Kromatografi, Pustaka Pelajar, Yogyakarta.
- Harborne, J. B., 1987, Metode Fitokimia Penuntun Cara Modern Menganalisis Tumbuhan, Diterjemahkan oleh Kosasih Padmawinata dan Imam Sudiro, Edisi II, Hal 4-7: 69-76, ITB. Bandung.
- Hasyim, Z., 2003, Efektivitas Cacing Tanah (*Lumbricus rubellus*) Sebagai Kandidat Antibakteri *Salmonella thypi* Penyebab Demam Typhoid, *Jurnal Bioma* Vol. 3 No.5.
- Hasyim, Z., Ismaynia, Ratu, N., Putri, E. E., Zaenab, S., 2022, Antiabetic Activity of Catechin from Cinnamon (*Cinnamomum burmannii*) by Inhibiting Alfa Glukosidase Enzyme, *International Journal of Applied Biology*, 6(2): 242-248.
- Hongbao, M., 2006, Cholesterol and Human Health. *The Journal of American Science*. 2(1): 46-50.

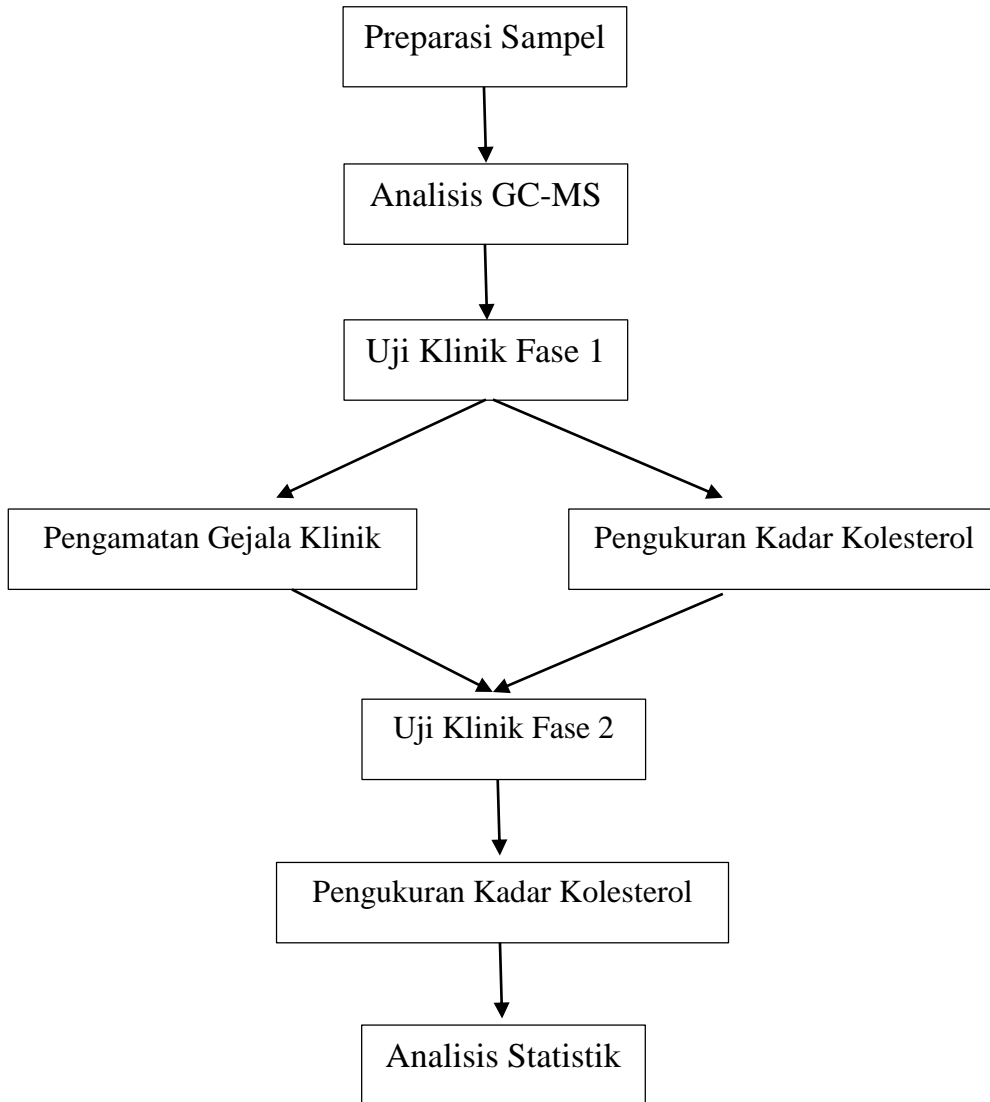
- King, M. W. 2010. Cholesterol and Bile Synthesis and Metabolism. *The Medical Biochemistry*.
- Li, J., Liu, T., Wang, L., Guo, X., Xu, T., Wu, L., Qin, L., Sun, W., 2012, Antihyperglycemic and Antihyperlipidemic Action of Cinnamaldehyde in C57blks/j Db/db mice, *Journal of Traditional Chinese Medicine*, 32(3): 1-2.
- Mambrasar, R. E., Krey, K., Ratnawati, S., 2018, Keanekaragaman Kerapatan dan Dominansi Cacing Tanah di Bentang Alam Pegunungan Arfak., *Jurnal Biologi 1*, 1(1): 22-30.
- Marzuki, I., Ali, M. Y., Peserangi, I., Musfirah, Dwijayanti, E., 2020, Pemanfaatan Tepung Cacing Tanah *Lumbricus rubellus* untuk Meningkatkan Kadar Omega-3 dan Omega-6 Ikan Bandeng *Chanos chanos* Budidaya Tambak, *Jurnal Al-Kimia*, 8(2): 129-138.
- Mattjik, A.A., dan I.M. Sumertajaya. 2002. Perancangan Percobaan dengan Aplikasi SAS dan Minitab. Bogor: IPB Press.
- Muliani, H., 2015, Effect of Turmeric (*Curcuma domestica* Vahl) Extract on Broiler Blood Cholesterol Levels, *Jurnal Sains dan Matematika*, 23(4): 107-111.
- Nirmagustina, D. E., 2007, Pengaruh Fungsional Mengandung Tepung Kedelak Kaya Isoflavon dan Serat Pangan Larut terhadap Kadar Total Kolesterol dan Trigliserida Serum Tikus Percobaan, *Jurnal Teknologi dan Industri Hasil Pertanian*, 12(2): 47-52.
- Novarianto, H., Tulalo, M., 2007, Kandungan Asam Laurat pada Berbagai Varietas Kelapa sebagai Bahan Baku VCO, *Jurnal Littri*, 13(1): 28-33.
- Pulungan, A., Pane, Y. S., 2022, The Benefit of Cinnamon (*Cinnamomum burmannii*) in Lowering Total Cholesterol Levels After Consumption of

- High-Fat Containing Foods in White Mice (*Mus musculus*) Models, *F1000Research*, 9(168): 1-15.
- Putri, I. N., 2015, Pengaruh Paparan Gelombang Elektromagnetik terhadap Kadar Kolesterol Total dan Trigliserida Serum, *Majority*, 4(7): 135-142.
- Reynolds, J. W., Wetzel, M. J., 2008, Terrestrial Oligochaeta (Annelida: Clitellata) in North America Including Mexico, Puerto Rico, Hawaii, and Bermuda, *Megadrilologica*, 12 (12): 157-208.
- Roslim, D. I., Herman, D. S. N., 2013, Karakter Morfologi dan Pertumbuhan Tiga Jenis Cacing Tanah Lokal Pekanbaru pada Dua Macam Media Pertumbuhan, *Jurnal Biosantifika*, 5(1): 1-9.
- Safratilofa, 2016, Uji Daya Hambat Ekstrak Daun Kayu Manis (*Cinnamomum burmanii*) terhadap Bakteri *Aeromonas hydrophila*, *Jurnal Ilmiah Universitas Batanghari Jambi*, 16 (1): 98-103.
- Sanggih, P. R. A., Wahyudo, R., Ginaran, A., 2019, Efek Buah Nanas *Ananas cosmosus* L. Merr terhadap Penurunan Kadar Kolesterol pada Penyakit Jantung Koroner, *Jurnal Kedokteran Universitas Lampung*, 3(1): 205-209.
- Sartika, R. A. D., 2008, Pengaruh Asam Lemak Jenuh, Tidak Jenuh dan Asam Lemak Trans terhadap Kesehatan, *Jurnal Kesehatan Masyarakat Nasional*, 2(4): 154-160.
- Sayekti, N. A., Rustanti, N., 2014, Pengaruh Pemberian Yoghurt Koro Pedang (*Canavalia ensiformis*) terhadap Kadar Kolesterol LDL dan HDL Serum Tikus Sprague Dawley Dislipidemia, *Journal of Nutrition College*, 3(1): 125-133.

- Sigarlaki, E. D., Tjiptaningrum, A., 2016, Pengaruh Pemberian Buah Naga Merah *Hylocereus polyrhizus* terhadap Kadar Kolesterol Total. *Jurnal Majority*. 5(5): 14-17.
- Soemardini, Nugroho, F. A., Hermawan, M. 2011. Pengaruh Bubuk Kayu Manis *Cinnamomum burmannii* terhadap Kadar Kolesterol *Rattus noervegius strain Wistar Type-2- Diabetes*. *Artikel Tugas Akhir Fakultas Kedokteran Brawijaya* 1(1): 1-8.
- Suarjana, M. D. 2000. Hubungan Kadar Ketonurta dengan Kadar Dislipidemia pada Penderita Diabetes Melitus PE 2. Program Pascasarjana Universitas Diponegoro.
- Sudrajat, E. S., 2006, Mengenal Berbagai Obat Herbal dan Penggunaannya, *Jurnal KedoktMeditek*, 22(6): 62-71.
- Sufiana, Harlia, 2014, Uji Aktivitas Antioksidan dan Sitotoksisitas Campuran Ekstrak Metanol Kayu Sepang *Caesalpinia sappan* L. dan Kulit Kayu Manis *Cinnamomum burmanni* B., *JKK*, 3(2): 50-55.
- Sukarsa, D. R., 2004, Studi Aktivitas Asam Lemak Omega-3 Ikan Laut pada Mencit sebagai Model Hewan Percobaan, *Buletin Teknologi Hasil Perikanan*, 7(1): 68-79.
- Tarumasely, Y., 2020, Perbedaan Hasil Belajar Pemahaman Konsep Melalui Penerapan Strategi Pebelajaran Berbasis Self Regulated Learning, *Jurnal Pendidikan dan Kewirausahaan*, 8(1): 54-65.
- Thomas, J., Shentu, T. P., Singh, D. K. 2012. Cholesterol: Biosynthesis, Functional Diversity, Homeostasis and Regulation by Natural Products. University of Illinois. Chicago.

- Triwiyanti, Ardina, T., Maghfira, R. 2019. Statistika Induktif Uji Wilcoxon, Dependen T Tes, Dan Independen T Tes.
- Verdini, L., Setiawan, B., Sinaga, T, Suleman, A., 2020, Profil Fitokimia Kayu Manis Asal Tiga Daerah Sentra di Sumatera, *Proseeding Seminar Nasional Teknologi Pangan*.
- Venugopal, S. K., Devaraj, S., Yuhanna, I., Shaul, P., Jialai, I., Demonstration that Creactive Protein Decreases Enos Expression and Bioactivity in Human Aortic Endothelial Cells. *Journal Circulation*, 106(2): 1439-1441.
- Wardani, Y. A. K., 2014, Potential of Avocado (*Persea americana* mill) to Reduce Coronary Heart Disease Risk, *Jurnal Agromed Unila*, 1(1): 55-60.
- Wijaya, I. V. 2016. Aktivitas Ekstrak Cacing Tanah *Lumbricus rubellus* terhadap Penurunan Kolesterol Darah pada Mencit *Mus musculus*. *Artikel Tugas Akhir Akademi Analis Farmasi dan Makanan Putra Indonesia Malang*.
- Yuiwarti, E. Y., Saraswati, T. R., & Kusdiyantini, E. 2018. Effect Of VCO And Olive Oil On HDL, LDL, And Cholesterol Level Of Hyperglycemic *Rattus norvegicus*. *Journal of Physics: Conference Series*, 1025(1): 1-5.

**Lampiran 1.** Bagan Alur Penelitian



**Lampiran 2. Hasil Uji Statistik**

<b>Tests of Normality</b>						
	Kolmogorov-Smirnov <sup>a</sup>			Shapiro-Wilk		
	Statistic	df	Sig.	Statistic	df	Sig.
A	.111	20	.200*	.967	20	.684
B	.130	20	.200*	.961	20	.567

\*. This is a lower bound of the true significance.

a. Lilliefors Significance Correction

Hasil Uji Normalitas Kadar Kolesterol Fase 1

<b>Tests of Normality</b>						
	Kolmogorov-Smirnov <sup>a</sup>			Shapiro-Wilk		
	Statistic	df	Sig.	Statistic	df	Sig.
A	.142	20	.200*	.945	20	.296
B	.181	20	.085	.893	20	.031
C	.182	20	.080	.875	20	.015

\*. This is a lower bound of the true significance.

a. Lilliefors Significance Correction

Hasil Uji Normalitas Kadar Kolesterol Fase 2

<b>Ranks</b>				
		N	Mean Rank	Sum of Ranks
T <sub>14</sub> – T <sub>0</sub>	Negative Ranks	18 <sup>a</sup>	11.31	203.50
	Positive Ranks	2 <sup>b</sup>	3.25	6.50
	Ties	0 <sup>c</sup>		
	Total	20		

a. T<sub>14</sub> < T<sub>0</sub>

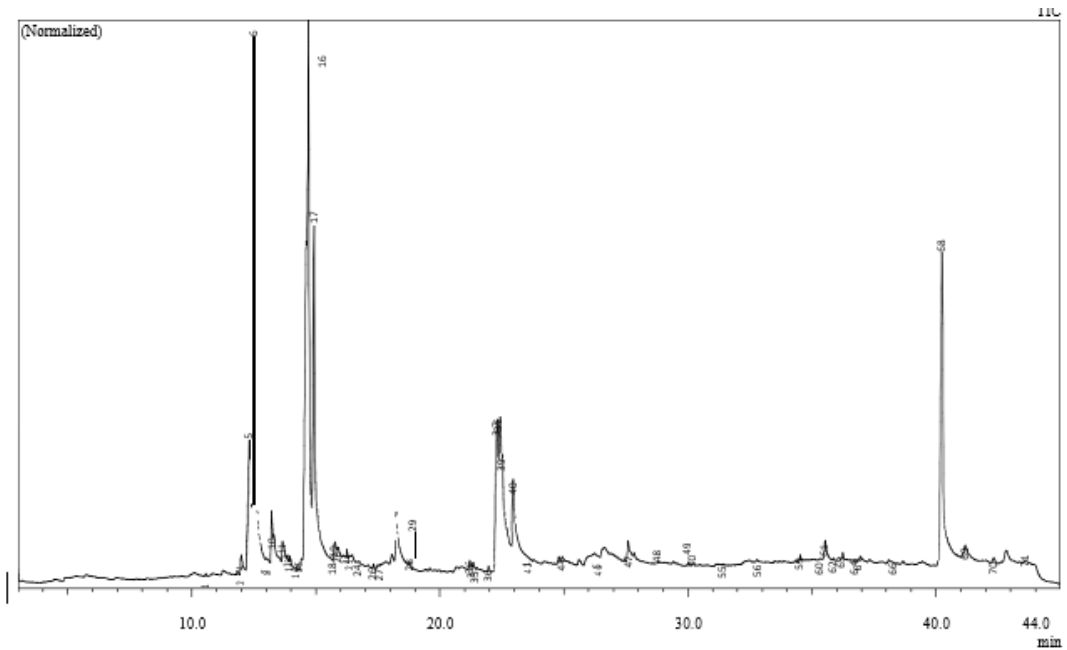
b. T<sub>14</sub> > T<sub>0</sub>

c. T<sub>14</sub> = T<sub>0</sub>

Hasil Uji Wilcoxon Kolesterol Fase 2



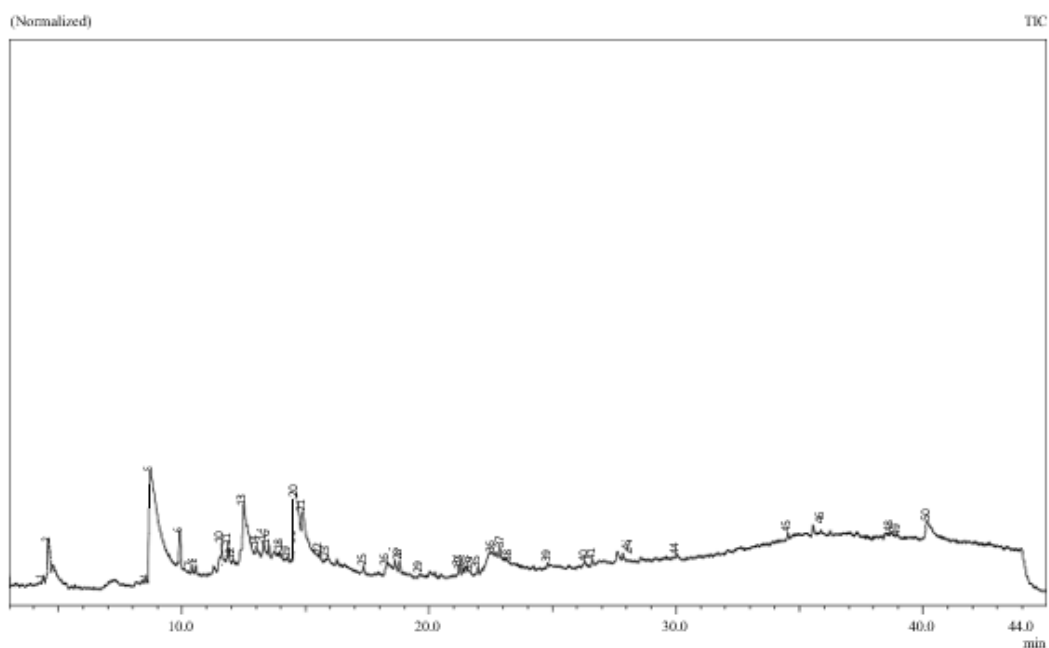
### Lampiran 3. Analisis GC-MS



Grafik Analisis Instrumen GC-MS Ekstrak Cacing Tanah *Lumbricus rubellus*

Peak #	Area %	Nama Senyawa
1	0.04	BICYCLO[7.2.0]UNDEC-4-ENE, 4,11,11-TRIMETHYL-8-METHYLENE-, [1R-(1R*
2	0.17	UNDECANOIC ACID
3	0.06	Dodecanoic acid, methyl ester
4	0.61	Dodecanoic acid
5	4.47	Oxacyclotridecan-2-one
6	17.47	DODECANOIC ACID
7	0.03	6-OCTEN-1-OL, 3,7-DIMETHYL-
8	0.03	METHYL 11-(2,3-DIDEUTEROCYCLOPENTAN-1-YL)UNDECANOATE
9	1.22	TRIDECANOIC ACID
10	1.76	Docosanoic acid, 1,2,3-propanetriyl ester
11	1.17	TRIDECANOIC ACID
12	0.31	METHYL TETRADECADIENOATE
13	0.44	Methyl Z-11-tetradecenoate
14	0.09	Methyl tetradecanoate
15	0.24	9-OCTADECENOIC ACID (Z)-
16	22.15	Z-11-Pentadecenol
17	10.10	Tetradecanoic acid
18	0.01	8,11,14-EICOSATRIENOIC ACID, METHYL ESTER
19	0.52	Pentadecanoic acid
20	0.24	2H-1-BENZOPYRAN, 3,4,4A,5,6,8A-HEXAHYDRO-2,5,5,8A-TETRAMETHYL-, (2
21	0.09	1,2-Benzenedicarboxylic acid, bis(2-methylpropyl) ester
22	0.10	PENTADECANOIC ACID
23	0.11	10-Methyl-8-tetradecen-1-ol acetate
24	0.04	2-(2-METHYLPROPYLIDENE)CYCLOHEXANOL
25	0.04	CYCLOPROPANENONANOIC ACID, 2-[(2-BUTYLCYCLOPROPYL)METHYL]-,
26	0.06	HEXADECANOIC ACID, METHYL ESTER
27	0.04	l-(+)-Ascorbic acid 2,6-dihexadecanoate
28	0.30	ASPIDOSPERMIDIN-17-OL, 1-ACETYL-16-METHOXY-
29	2.19	n-Hexadecanoic acid
30	0.01	Heptanedioic acid, 3-methyl-, dimethyl ester
31	0.06	HEXADECANOIC ACID, ETHYL ESTER
32	0.05	14-PENTADECYNOIC ACID, METHYL ESTER
33	0.18	9,12-Octadecadienoic acid (Z,Z)-, methyl ester
34	0.14	METHYL (7E)-7-HEXADECENOATE #
35	0.02	9-Octadecenoic acid (Z)-, methyl ester

36	0.08	Octadecanoic acid, methyl ester
37	5.09	9,12-Octadecadienoic acid (Z,Z)-
38	4.03	Oleic Acid
39	4.59	9-OCTADECENOIC ACID (Z)-
40	4.29	Octadecanoic acid
41	0.26	(4Ar-(4aalpha,5beta,8beta))-5-ethyl-2,3,4a,5,8,8a-hexahydro-1,4-naphthalenedione
42	0.07	Isomenthone
43	0.14	5,8,11,14-Eicosatetraenoic acid, methyl ester, (all-Z)-
44	0.16	5,8,11,14-Eicosatetraenoic acid, methyl ester, (all-Z)-
45	0.10	9,12-Octadecadienoic acid (Z,Z)-
46	0.10	DOCOSANOIC ACID
47	0.54	8,11,14-EICOSATRIENOIC ACID, METHYL ESTER
48	0.48	Oleyl Alcohol
49	0.67	1H-Indene, 1-hexadecyl-2,3-dihydro-
50	0.19	Phenol, 2,2'-methylenebis[6-(1,1-dimethylethyl)-4-methyl-
51	0.03	2-(DIMETHYLAMINO)ETHYL 1-ADAMANTANECARBOXYLATE
52	0.02	2-AMINOETHANETHIOL HYDROGEN SULFATE (ESTER)
53	0.05	Cyclopentolate
54	0.07	1,2-BENZENEDICARBOXYLIC ACID
55	0.02	1,5-BENZOTHAZEPIN-4(5H)-ONE, 3-(ACETYLOXY)-5-[2-(DIMETHYLAMINO)
56	0.01	1,5-METHANO-8H-PYRIDO[1,2-A][1,5]DIAZOCIN-8-ONE, 1,2,3,4,5,6-HEXAHYD
57	0.05	TETRACOSANOIC ACID, TRIMETHYLSILYL ESTER
58	0.04	1-Chloro-1-n-octyloxy-1-silacyclopentane
59	0.09	2,6,10,14,18,22-Tetracosahexaene, 2,6,10,15,19,23-hexamethyl-, (all-E)-
60	0.07	17a-Allyl-3.beta.-methoxy-17a-aza-D-homoandrost-5-ene-17-one
61	0.64	CHOLESTA-4,6-DIEN-3-OL, BENZOATE, (3.BETA.)-
62	0.03	CHOLEST-5-EN-3-YL PALMITATE
63	0.14	CHOLESTA-5,7,24-TRIEN-3-OL, ACETATE, (3.BETA.)-
64	0.02	Dodecanoic acid, isooctyl ester
65	0.16	9(11)-Dehydroergosteryl benzoate
66	0.06	Ergosta-5,7,22-trien-3-ol, acetate, (3.beta.,22E)-
67	0.06	(22E,24R)-24-ETHYLCHOLESTA-5,7,9(11),22-TETRAEN-3B-OL
68	11.69	17-(1,5-DIMETHYL-HEXYL)-10,13-DIMETHYL-2,3,4,7,8,9,10,11,12,13,14,15,16,17 - TETRADECAHYDRO-1H-CYCLOPENTA[A]PHENANT
69	0.68	Ergosta-5,7-dien-3-ol, (3.beta.)-
70	0.14	CHOLESTA-3,5-DIEN-7-ONE
71	0.46	ERGOST-5-EN-3-OL, (3.BETA.,24R)-
72	0.07	STIGMASTA-5,22-DIEN-3-OL, (3.BETA.,22E)-
	100.00	



Grafik Analisis Instrumen GC-MS Ekstrak Kayu Manis *Cinnamomum burmannii*

Peak#	Area %	Nama senyawa
1	0.25	1,3-CYCLOHEXADIENE, 1-METHYL-4-(1-METHYLETHYL)-
2	2.68	3-ISOPROPYL-6-METHYLENE-1-CYCLOHEXENE
3	2.06	BICYCLO[3.1.0]HEXANE, 4-METHYLENE-1-(1-METHYLETHYL)-
4	0.29	Bornyl acetate
5	25.53	2-Propenal, 3-phenyl-
6	1.82	TRICYCLO[4.4.0.0(2,7)]DEC-3-ENE, 1,3-DIMETHYL-8-(1-METHYLETHYL)-, ST
7	0.26	BICYCLO[3.1.1]HEPT-2-ENE, 2,6-DIMETHYL-6-(4-METHYL-3-PENTENYL)-
8	0.29	BICYCLO[7.2.0]UNDEC-4-ENE, 4,11,11-TRIMETHYL-8-METHYLENE-, [1R-(1R*
9	0.41	6.ALPHA.-CADINA-4,9-DIENE, (-)
10	2.65	Naphthalene, 1,2,4a,5,6,8a-hexahydro-4,7-dimethyl-1-(1-methylethyl)-, (1.alpha.,4a.alpha
11	1.88	NAPHTHALENE, 1,2,3,5,6,8A-HEXAHYDRO-4,7-DIMETHYL-1-(1-METHYLETH
12	0.79	DODECANOIC ACID
13	11.11	Dodecanoic acid
14	2.77	Tetradecanal
15	2.63	Cubenol
16	1.44	.tau.-Muurolol
17	1.49	9-OCTADECENOIC ACID (Z)-
18	2.00	2-TETRADECYLOXIRANE
19	1.10	Methyl tetradecanoate
20	8.40	Z,Z-8,10-Hexadecadien-1-ol
21	9.27	Tetradecanoic acid
22	0.69	Acetic acid, chloro-, decyl ester
23	1.12	01297107001 TETRANEURIN - A - DIOL
24	0.29	1,2-BENZENEDICARBOXYLIC ACID, BIS(2-METHYLPROPYL) ESTER
25	0.32	HEXADECANOIC ACID, METHYL ESTER
26	1.54	l-(+)-Ascorbic acid 2,6-dihexadecanoate

#### Lampiran 4. Dokumentasi Penelitian



Preparasi Sampel Uji GC-MS



Pengukuran Kadar Kolesterol Sukarelawan Fase 1





Pengukuran Kadar Kolesterol Sukarelawan Fase 2