

DAFTAR PUSTAKA

1. Leslie JE, dkk. *Genome-wide meta-analyses of nonsyndromic orofacial clefts identify novel associations between FOXE1 and all orofacial clefts, and TP63 and cleft lip with or without cleft palate*. 2017. 11 (desember): 2.
2. Ni W, Yang W, dkk. *Association between selected essential trace element concentrations in umbilical cord and risk for cleft lip with or without cleft palate: A case-control study*. 2019. <https://doi.org/10.1016/j.scitotenv.2019.01.171> : 197.
3. E S, Watkins, dkk. *Classification, Epidemiology, and Genetics of Orofacial Clefts*. 2014: 154.
4. Salvia S N, Stainer P. *Genetics of cleft lip and/or cleft palate: Association with other common anomalies*. 2014. <http://dx.doi.org/10.1016/j.ejmg.2014.04.003> : 1.
5. L P, Bender, Rn, Msn. *Genetics of Cleft Lip and Palate*. 15(4): 245.
6. Gatti L G, MD, dkk. *Cleft Lip and Palate Repair: Our Experience*. 00(00). 2017: 2.
7. L M, Worley, *Cleft Lip and Palate*. 2018. <https://doi.org/10.1016/j.clp.2018.07.006> : 661
8. W Y, J L, dkk. *Levels of uranium and thorium in maternal scalp hair and risk of orofacial clefts in offspring*. 2019. <https://doi.org/10.1016/j.jenvrad.2019.04.007>
9. Xia Y, Hu b, dkk. *Association between the IRF6 rs2235371 polymorphism and the risk of nonsyndromic cleft lip with or without cleft palate in Chinese Han populations: A meta-analysis*. 2017. <http://dx.doi.org/10.1016/j.archoralbio.2017.09.032> : 161
10. Nasreddine G, Hajj EJ, dkk. *Orofacial clefts embryology, classification, epidemiology, and genetics*. 2021. <http://dx.doi.org/10.1016/j.mrrev.2021.108373> : 3.
11. Bezzer FJ, Silva Da VPH, dkk. *IRF6 polymorphisms in Brazilian patients with non-syndromic cleft lip with or without palate*. 2019. <https://doi.org/10.1016/j.bjorl.2019.04.011> : 3,6
12. Arce-A I, Alvarez-G M, dkk. *IRF6 polymorphisms in Mexican patients with non-syndromic cleft lip*. 2015. <http://dx.doi.org/10.1016/j.mgene.2015.02.002> : 2.11.
13. Shen Y, Cui G, dkk. *Association of Single Nucleotide Polymorphisms in IRF6 and TGFA Genes With Nonsyndromic Cleft Lip With Or Without Cleft Palate in Chinese Patients*. 23(1): 41.
14. Hao J, Gao R, dkk. *Association between BMP4 gene polymorphisms and cleft lip with or without cleft palate in a population from South China*. 2018. <https://doi.org/10.1016/j.archoralbio.2018.05.015> : 95,97
15. Bahrami R, Dastgheib A S, dkk. *Association of BMP4 rs17563 Polymorphism with Nonsyndromic Cleft Lip with or without Cleft Palate Risk: Literature Review and Comprehensive Meta-Analysis*. 2020. <https://doi.org/10.1080/15513815.2019.1707916> : 2.

16. Jianyan L, Zeqiang, dkk. *Analysis of interactions between genetic variants of BMP4 and environmental factors with nonsyndromic cleft lip with or without cleft palate susceptibility.* 2010. doi:10.1016/j.ijom.2009.10.010 : 52.
17. Saket M, Saliminejad K, dkk. *BMP2 and BMP4 variations and risk of nonsyndromic cleft lip and palate.* 2016. <http://dx.doi.org/10.1016/j.archoralbio.2016.08.019> : 134,136
18. Aslar D, Tastan H. *Novel insertion mutation in the PVRL1 gene in Turkish patients with non-syndromic cleft lip with/without cleft palate.* 2013. <http://dx.doi.org/10.1016/j.archoralbio.2013.11.016> : 237
19. Cheng Q-H, Huang M-E. *PVRL1 as a Candidate Gene for Nonsyndromic Cleft Lip With or Without Cleft Palate: No Evidence for the Involvement of Common or Rare Variants in Southern Han Chinese Patients.* 2012. DOI: 10.1089/dna.2011.1556 : 1322.
20. Oner A D, Tastan H. *Identification of Novel Variants in the PVRL1 Gene in Patients With Nonsyndromic Cleft Lip With or Without Cleft Palate.* 2016. DOI: 10.1089/gtmb.2015.0276 : 3
21. Shu Y.S, Zhang M J, dkk. *Mutation analysis of PVRL1 in patients with non-syndromic cleft of the lip and/or palate in Guangdong.* 2015. DOI <http://dx.doi.org/10.4238/2015.April.15.3> : 3401.
22. Mi A, Hao Y, dkk. *Association study of single nucleotide polymorphisms of MAFB with non-syndromic cleft lip with or without cleft palate in a population in Heilongjiang Province, northern China.* 2014. <http://dx.doi.org/10.1016/j.bjoms.2014.06.003> : 747.
23. Liang X, Huang L. *Association between MAFB rs17820943 and rs6072081 polymorphism and risk of nonsyndromic cleft lip with or without cleft palate: a meta-analysis.* 2020. <https://doi.org/10.1016/j.bjoms.2020.05.034> : 2.
24. Beaty H T, Murray C J, dkk. *A genome-wide association study of cleft lip with and without cleft palate identifies risk variants near MAFB and ABCA4.* 42(6). 2010.
25. Ozdiler E, Altug T A, dkk. *Screening for ARHGAP29 gene variants in Turkish paediatric patients with non-syndromic cleft lip with or without cleft palate.* 2019. <https://doi.org/10.1016/j.mgene.2019.100566> : 1,3
26. Chandrasekharan D, Ramanathan A. *Identification of a novel heterozygous truncation mutation in exon 1 of ARHGAP29 in an Indian subject with nonsyndromic cleft lip with cleft palate.* 2014. DOI: 10.4103/1305-7456.143637 : 529.
27. Tang X J, Xiao S X, dkk. *Identification of a Novel Variant of ARHGAP29 in a Chinese Family with Nonsyndromic Cleft Lip and Palate.* 2020. <https://doi.org/10.1155/2020/8790531> : 2,4,5,
28. Yu Q, Deng Q, dkk. *A novel splicing mutation of ARHGAP29 is associated with nonsyndromic cleft lip with or without cleft palate.* 2020. <https://doi.org/10.1080/14767058.2020.1786523> : 2.
29. Assis D A N, Nowak S, dkk. *SUMO1 as a candidate gene for non-syndromic cleft lip with or without cleft palate: No evidence for the involvement of*

- common or rare variants in Central European patients.* 2010. doi:10.1016/j.ijporl.2010.10.005 : 50.
30. Soang T, Li G, dkk. *SUMO1 polymorphisms are associated with non-syndromic cleft lip with or without cleft palate.* doi:10.1016/j.bbrc.2008.10.138 : 1265,1267
 31. Owusu A J, MD. *Does the Type of Cleft Palate Contribute to the Need for Secondary Surgery? A National Perspective.* 2013. DOI: 10.1002/lary.24008 : 2387.
 32. Hanny H K, Vries D C A I, dkk. *Late detection of cleft palate.* 2015. DOI 10.1007/s00431-015-2590-9 : 2.
 33. Imani M M, Safaei M, dkk. *A systematic review and meta-analysis on protective role of forkhead box E1 (FOXE1) polymorphisms in susceptibility to non-syndromic cleft lip/palate.* 2019. <https://doi.org/10.1016/j.ortho.2019.06.026> : 438,440, 444
 34. Liu K, Lu Y, dkk. *Association between FOXE1 and non-syndromic orofacial clefts in a northeastern Chinese population.* 2015. <http://dx.doi.org/10.1016/j.bjoms.2015.05.021> : 2.
 35. Xiao I W, Jia K, dkk. *Association between forkhead box E1 polymorphisms and risk of non-syndromic cleft lip with or without cleft palate: A meta-analysis.* 2019. DOI: 10.1111/ocr.12366 : 152,154
 36. Moreno M L, Mansilla A M, dkk. *FOXE1 association with both isolated cleft lip with or without cleft palate, and isolated cleft palate.* 18(24). doi:10.1093/hmg/ddp444 : 4890.
 37. Eshete A M, Liu H, dkk. *Loss-of-Function GRHL3 Variants Detected in African Patients with Isolated Cleft Palate.* : 2.
 38. Azevedo Sanches M D C, Machado A R. *Exploring GRHL3 polymorphisms and SNP-SNP interactions in the risk of non-syndromic oral clefts in the Brazilian population.* 2019. DOI: 10.1111/odi.13204 : 2.
 39. Wang Y, Sun W. *Association study between Van der Woude Syndrome causative gene GRHL3 and nonsyndromic cleft lip with or without cleft palate in a Chinese cohort.* 2016. <http://dx.doi.org/10.1016/j.gene.2016.04.045>
 40. Jia L Z, He S, dkk. *Rs12941170 at SOX9 gene associated with orofacial clefts in Chinese.* 2017. <http://dx.doi.org/10.1016/j.archoralbio.2016.12.010> : 19.
 41. Takenouchi T, Matsuzaki Y, dkk. *SOX9 dimerization domain mutation mimicking type 2 collagen disorder phenotype.* 2014. <http://dx.doi.org/10.1016/j.ejmg.2014.03.012> : 300.
 42. Dobрева G, Chahrour M, dkk. *SATB2 Is a Multifunctional Determinant of Craniofacial Patterning and Osteoblast Differentiation.* : 971.
 43. Gurramkonda B V, Syed H A, dkk. *SATB2 gene variants in non-syndromic cleft lip with or without cleft palate in Indian population.* 2015. <http://dx.doi.org/10.1016/j.jobcr.2015.06.014> : 2-3
 44. Huang X, Chen Q, dkk. *SATB2: A versatile transcriptional regulator of craniofacial and skeleton development, neurogenesis and*

- tumorigenesis, and its applications in regenerative medicine*. 2020. <https://doi.org/10.1016/j.gendis.2020.10.003> : 5,9
45. Zhao X, Qu Z, dkk. *The role of SATB2 in skeletogenesis and human disease*. 2014. <http://dx.doi.org/10.1016/j.cytogfr.2013.12.010> : 38.
 46. Yamada M, Uehara T, dkk. *SATB2-associated syndrome in patients from Japan: Linguistic profiles*. 2018. DOI: 10.1002/ajmg.a.61114 : 1.
 47. Liu F, Gao Z, dkk. *Significance of SATB2 expression in colon cancer and its differential diagnosis in digestive tract adenocarcinoma and ovarian primary and metastatic carcinoma*. 2019. <https://doi.org/10.1016/j.prp.2019.04.022> : 1.
 48. Lauritsen F K, Lildballe L D, dkk. *A mild form of stickler syndrome type II caused by mosaicism of COL11A1*. 2017. <http://dx.doi.org/10.1016/j.ejmg.2017.03.005> : 1,3
 49. Swanso D, Ba'th F, dkk. *Incidence of mandibular distraction osteogenesis in Stickler Syndrome: Variation due to COL2A1 and COL11A1*. 2021. <https://doi.org/10.1016/j.ijporl.2021.110749> : 1.
 50. Copikova J, Paderova J, dkk. *Expanding the phenotype spectrum associated with pathogenic variants in the COL2A1 and COL11A1 genes*. 2020. DOI: 10.1111/ahg.12386 : 11.
 51. Alzahrani F, Alshammari J M, dkk. *Molecular pathogenesis of fibrochondrogenesis: Is it really simple COL11A1 deficiency*. 2012. <http://dx.doi.org/10.1016/j.gene.2012.09.069> : 480.
 52. Fu X, Cheng Y, dkk. *Loss-of-function mutation in the X-linked TBX22 promoter disrupts an ETS-1 binding site and leads to cleft palate*. 2014. doi:10.1007/s00439-014-1503-8 : 2
 53. Kaewkhampa A, S M S S D. dkk. *TBX22 Mutation Associated With Cleft Lip/Palate, Hypodontia, and Limb Anomaly*. 2012. DOI: 10.1597/10-208 : 240.
 54. Min G J, BS. *Descriptive Overview of Primary Cleft Palate Surgeries in the Low- and Middle-Income Countries*. 2020. DOI: 10.1177/1055665620911556
 55. Feng C, Zhang E, dkk. *Association between polymorphism of TGFA Taq I and cleft Lip and/or palate: a meta-analysis*. 2014. : 1.
 56. Sufiawati I, Maskoen M A, dkk. *Genetic variation of IRF6 and TGFA genes in an HIV-exposed newborn with non-syndromic cleft lip palate*. 2020. DOI: 10.1111/odi.13403 :
 57. Lu Y, Liu Q, dkk. *TGFA and IRF6 Contribute to the Risk of Nonsyndromic Cleft Lip with or without Cleft Palate in Northeast China*. 8(8). 2013. : 1.
 58. Tufeci D E, Ozdiler E, dkk. *TGFa/HinfI Polymorphisms Contribute to Nonsyndromic Cleft Lip and Palate in Turkish Patients*. 22(9). 2018. DOI: 10.1089/gtmb.2018.0104 : 22.
 59. Arce I A, Giles A T, dkk. *MSX1 gene polymorphisms in Mexican patients with non-syndromic cleft lip/palate*. 2016. [10.1016/j.ijporl.2016.09.008](https://doi.org/10.1016/j.ijporl.2016.09.008)
 60. Lancia M, Machado A R, dkk. *Association between MSX1 rs12532 polymorphism with nonsyndromic unilateral complete cleft lip and*

- palate and tooth agenesis. 2020. <https://doi.org/10.1016/j.archoralbio.2019.104556> : 1.
61. Gurammakonda B V, Syed H A, dkk. *Evidence of the involvement of the polymorphisms near MSX1 gene in non-syndromic cleft lip with or without cleft palate.* 2015. <http://dx.doi.org/10.1016/j.ijporl.2015.04.034> : 1081
 62. Nakatomi M, Wang P X, dkk. *Genetic interactions between Pax9 and Msx1 regulate lip development and several stages of tooth morphogenesis.* 2010. doi:10.1016/j.ydbio.2010.01.031 : 438.
 63. Cardos ML, Bezerra JF, dkk. *MSX1 gene polymorphisms in non-syndromic cleft lip and/or palate.* 2012: 511.
 64. Zhu J, Hao L, dkk. *MTHFR, TGFB3, and TGFA Polymorphisms and Their Association With the Risk of Non-Syndromic Cleft Lip and Cleft Palate in China.* 2010
 65. Tang M, Wang Y, dkk. *Transforming Growth Factor-Beta3 Gene Polymorphisms and Nonsyndromic Cleft Lip and Palate Risk: A Meta-Analysis.* 2013. DOI: 10.1089/gtmb.2013.0334 : 1,7
 66. Suazo J, D. PH, dkk. *Association Between TGFB3 and Nonsyndromic Cleft Lip With or Without Cleft Palate in a Chilean Population.* 47(5). 2010: 513.
 67. Ulucan K, Bayraktar N, dkk. *Transforming growth factor-β3 intron 5 polymorphism as a screening marker for non-syndromic cleft lip with or without cleft palate.* 2012
 68. Chiquet T B, Yuan Q, dkk. *Knockdown of Crispld2 in zebrafish identifies a novel network for nonsyndromic cleft lip with or without cleft palate candidate genes.* 2018. <https://doi.org/10.1038/s41431-018-0192-5> : 1.
 69. Meessetti C A, Machado A S, dkk. *Brazilian multicenter study of association between polymorphisms in CRISPLD2 and JARID2 and non-syndromic oral clefts.* 2016. doi: 10.1111/jop.12470 : 1-2.
 70. Mijiti A, Ling W, dkk. *Preliminary evidence of an interaction between the CRISPLD2 gene and non-syndromic cleft lip with or without cleft palate (nsCL/P) in Xinjiang Uyghur population, China.* 2015. <http://dx.doi.org/10.1016/j.ijporl.2014.10.043> : 94,99.
 71. Ge X, BS, dkk. *Association Between CRISPLD2 Polymorphisms and the Risk of Nonsyndromic Clefts of the Lip and/or Palate: A Meta-analysis.* 2017. DOI: 10.1177/1055665617738995 : 329-330.

LAMPIRAN



KEMENTERIAN PENDIDIKAN DAN KEBUDAYAAN
UNIVERSITAS HASANUDDIN
FAKULTAS KEDOKTERAN GIGI
Jl. Perintis Kemerdekaan KM. 10 Makassar 90245
Telp. (0411) 586012 Fax : (0411) 584641
Website: www.dent.unhas.ac.id, Email : fk@unhas.ac.id

SURAT PENUGASAN
No. 1257/UN4.13/TD.06/2021

Dari : Dekan Fakultas Kedokteran Gigi Universitas Hasanuddin

Kepada : **Andi Tajrin, drg., M.Kes., Sp.BM (K)**

Isi : 1. Menugaskan kepada Saudara sebagai Dosen Pembimbing Skripsi mahasiswa pada Program Studi Pendidikan Kedokteran Gigi Fakultas Kedokteran Gigi Universitas Hasanuddin, yakni:

Angkatan 2019:

- Nur Ain Latjompoh (J011191011)
- Sumarni (J011191012)

2. Bahwa Saudara yang namanya tersebut pada surat penugasan ini dipandang cakap dan memenuhi syarat untuk melaksanakan tugas tersebut.
3. Agar penugasan ini dilaksanakan dengan sebaik-baiknya dengan penuh rasa tanggung jawab.
4. Surat penugasan ini berlaku sejak tanggal ditetapkan, dengan ketentuan bahwa apabila dikemudian hari terdapat kekeliruan dalam surat penugasan ini, akan diadakan perbaikan sebagaimana mestinya



Tembusan Yth:

1. Wakil Dekan Bidang Akademik, Riset dan Inovasi
FKG Unhas;
2. Kepala Bagian Tata Usaha FKG Unhas.





KEMENTERIAN PENDIDIKAN, KEBUDAYAAN, RISET, DAN TEKNOLOGI
UNIVERSITAS HASANUDDIN
FAKULTAS KEDOKTERAN GIGI
DEPARTEMEN ILMU BEDAH MULUT & MAKSILIFASIAL
Jl. Perintis Kemerdekaan Km. 10, Makassar 90245 Telepon. (0411) 586012
Fax. (0411) 584641 Laman: dent.unhas.ac.id

Nomor : 177/UN4.13.7 /DA.04.09/2021 Makassar, 23 November 2021
Lampiran : -
Hal : Undangan Penguji Seminar Proposal Skripsi

Kepada Yth.

- Andi Tajrin, drg., M.Kes., Sp.BM (K).
- Abul Fauzi, drg., Sp.BM(K).
- Yossy Yoanita A, drg., Sp.BM.

Di -
Tempat

Dengan Hormat,

Bersama ini kami mengundang Bapak/Ibu Dosen Pembimbing dan Penguji Seminar Proposal Skripsi Departemen Ilmu Bedah Mulut & Maksilofasial, untuk menghadiri Seminar Proposal Skripsi secara daring (zoom). Mahasiswa atas nama sebagai berikut:

Nama : Nur Ain Latjompoh
Stambuk : J011191011
Judul : Etiologi Gen Pada Penyakit Cleft Lip and Palate.

Dosen Pembimbing : Andi Tajrin, drg., M.Kes., Sp.BM (K).
Penguji I : Abul Fauzi, drg., Sp.BM(K).
Penguji II : Yossy Yoanita A, drg., Sp.BM.

Atas kehadiran Bapak/Ibu Dosen Pembimbing dan Penguji Seminar Proposal Skripsi Departemen Ilmu Bedah Mulut & Maksilofasial, kami mengucapkan terima kasih.

Ketua Departemen,



Prof. Dr. M. Hendra Chandha, drg., M.S
Nip. 19590622 198803 1 003





KEMENTERIAN PENDIDIKAN, KEBUDAYAAN, RISET, DAN TEKNOLOGI
UNIVERSITAS HASANUDDIN
FAKULTAS KEDOKTERAN GIGI
DEPARTEMEN ILMU BEDAH MULUT & MAKSILIFASIAL
Jl. Perintis Kemerdekaan Km.10, Makassar 90245 Telepon. (0411) 586012
Fax. (0411) 584641 Laman: dent.unhas.ac.id

Nomor : 103/UN4.13.7 /DA.04.09/2022
Lampiran : -
Hal : Undangan Penguji Seminar Hasil Skripsi

Makassar, 21 April 2022

Kepada Yth.

- Andi Tajrin, drg., M.Kes., Sp.BM (K).
- Abul Fauzi, drg., Sp.BM (K).
- Yossy Yoanita A, drg., Sp.BM (K).

Di -
Tempat

Dengan Hormat,

Bersama ini kami mengundang Bapak/Ibu Dosen Pembimbing dan Penguji Seminar Hasil Skripsi Departemen Ilmu Bedah Mulut & Maksilofasial, untuk menghadiri Seminar Hasil Skripsi secara daring (zoom). Mahasiswa atas nama sebagai berikut:

Nama : Nur Ain Latjompoh
Stambuk : J011191011
Judul : Etiologi Gen pada Penyakit Cleft Lip and Palate.

Dosen Pembimbing : Andi Tajrin, drg., M.Kes., Sp.BM (K).

Penguji I : Abul Fauzi, drg., Sp.BM (K).

Penguji II : Yossy Yoanita A, drg., Sp.BM (K).

Yang akan dilaksanakan pada :

Hari/tanggal : Senin, 25 April 2022
Waktu : 10.00 WITA - Selesai
Tempat : Via Daring (Zoom)

Atas kehadiran Bapak/Ibu Dosen Pembimbing dan Penguji Seminar Hasil Skripsi Departemen Ilmu Bedah Mulut & Maksilofasial, kami mengucapkan terima kasih.

Ketua Departemen,


Prof. Dr. M. Hendra Chandha, drg., M.S
Nip. 19590622 198803 1 003








KEMENTERIAN PENDIDIKAN, KEBUDAYAAN, RISET, DAN
TEKNOLOGI
UNIVERSITAS HASANUDDIN
FAKULTAS KEDOKTERAN GIGI
DEPARTEMEN ILMU BEDAH MULUT & MAKSILOFASIAL
Jl. Perintis Kemerdekaan Km. 10, Makassar 90245 Telepon (0411)
586012
Fax (0411) 584641 Laman: dent.unhas.ac.id

KARTU KONTROL SKRIPSI

Nama : Nur Ain Latjompoh
NIM : J011191011
Dosen Pembimbing : drg. Andi Tajrin, M.Kes., Sp.BM(K)
Judul : *Literature Review* : Etiologi Gen Pada Penyakit Cleft Lip
and Palate.

| No | Hari/ Tanggal | Materi Konsultasi | Paraf | |
|----|-----------------------------|---------------------------------------|------------|-----------|
| | | | Pembimbing | Mahasiswa |
| 1. | Jumat, 4 Juni 2021 | Penyerahan Surat Penugasan skripsi | | |
| 2. | Senin, 7 Juni 2021 | Pengajuan Judul | | |
| 3. | Senin, 13 September 2021 | Pengajuan BAB I | | |
| 4. | Senin, 22 November 2021 | Pengajuan BAB II dan BAB III | | |
| 5. | Senin, 3 Desember 2021 | Diskusi BAB II dan BAB III | | |
| 6. | Rabu, 8 Desember | Pengarahan untuk Seminar Proposal | | |
| 6. | Rabu, 9 Desember 2021 | Seminar Proposal | | |
| 7. | Rabu, 13 April 2022 | Pengajuan Revisi Proposal | | |

CS Dipindai dengan CamScanner

| | | | | |
|-----|-----------------------|--|--|---|
| 8. | Kamis, 14 April 2022 | Pengajuan Revisi Proposal | |  |
| 9. | Selasa, 19 April 2022 | Diskusi dan ACC Skripsi Keseluruhan | |  |
| 10. | Senin, 25 April 2022 | Seminar Hasil Akhir | |  |
| | | | | |

Makassar, 16 September 2022

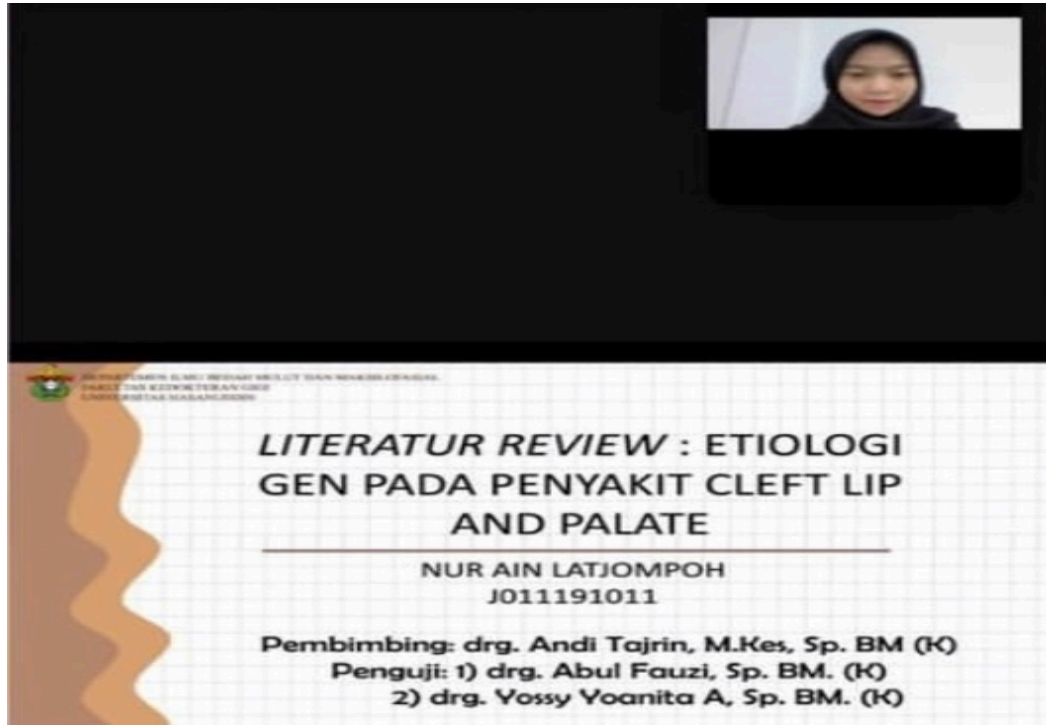
Pembimbing



drg. Andi Tajrin, M.Kes., Sp.BM(K)

DOKUMENTASI

Seminar Akhir



Logo of Universitas Islam Indonesia (UII) and the Faculty of Health Sciences (FHS) are visible in the top left corner of the slide.

**LITERATUR REVIEW : ETIOLOGI
GEN PADA PENYAKIT CLEFT LIP
AND PALATE**

NUR AIN LATJOMPOH
J011191011

Pembimbing: drg. Andi Tajrin, M.Kes, Sp. BM (K)
Penguji: 1) drg. Abul Fauzi, Sp. BM. (K)
2) drg. Yossy Yoanita A, Sp. BM. (K)