

DAFTAR PUSTAKA

- Abraha, I., Bonacini, M. I., Montedori, A., Di Renzo, G. C., Angelozzi, P., Micheli, M., Germani, A., Carloni, D., Scaccetti, A., Palmieri, G., Casali, M., Nenz, C. M. G., Gargano, E., Pazzaglia, M., Agea, E., Berchicci, L., Tesoro, S., Albi, N., Minelli, O., ... Marchesi, M. (2019). Oral iron-based interventions for prevention of critical outcomes in pregnancy and postnatal care: An overview and update of systematic reviews. *Journal of Evidence-Based Medicine*, 12(2), 155–166. <https://doi.org/10.1111/JEBM.12344>
- ACOG. (2008). ACOG Practice Bulletin No. 95: Anemia in Pregnancy. *Obstetrics & Gynecology*, 112(1). <https://doi.org/DOI:10.1097/AOG.0b013e3181809c0d>
- Adanikin, A. I., Awoleke, J. O., Olofinbiyi, B. A., Adanikin, P. O., & Ogundare, O. R. (2015). Routine Iron Supplementation and Anaemia by Third Trimester in a Nigerian Hospital. *Ethiopian Journal of Health Sciences*, 25(4), 305–312. <https://doi.org/10.4314/ejhs.v25i4.3>
- Adeyemi, O., Olowu, A., & Adeneye, A. (2011). Hypoglycaemic effect of Ipomoea batatas aqueous leaf and stem extract in normal and streptozotocin-induced hyperglycaemic rats. *Journal of Natural Pharmaceuticals*, 2(2), 56. <https://doi.org/10.4103/2229-5119.83951>
- Agbozo, F., Abubakari, A., Der, J., & Jahn, A. (2020). Maternal dietary intakes, red blood cell indices and risk for anemia in the first, second and third trimesters of pregnancy and at predelivery. *Nutrients*, 12(3). <https://doi.org/10.3390/nu12030777>
- Agossadou, J. O., Chadare, F. J., Nago, E., Houndji, S., Madode, Y. E., Moumouni, M. I., & Hounhouigan, D. J. (2016). Effect of consumption of foods fortified with baobab fruit pulp and moringa leaf powder on the nutritional status of children. *RUFORUM Working Document Series*, 14(2), 979–988.
- Agahar-Murugkar, D. (2020). Food to food fortification of breads and biscuits with herbs, spices, millets and oilseeds on bio-accessibility of calcium, iron and zinc and impact of proteins, fat and phenolics. *LWT*, 130, 109703. <https://doi.org/https://doi.org/10.1016/j.lwt.2020.109703>
- Agus Riyanto. (2021). *Penerapan Analisis Multivariat dalam Penelitian Kesehatan aplikasi progam IBM SPSS (Cetakan I.)*. Widya Medika: Nuha Medika Press. 2021.
- Agus Riyanto. (2022). *Agus Riyanto. (2022). Pengolahan dan analisis data kesehatan: Dilengkapi uji validasi dan reliabilitas serta aplikasi progam SPSS (Cet.1.)*. Yogyakarta: Nuha Medika. 2022.
- Ahmad, F. (2022). *Cookies Adalah: Pengertian, Ciri, Jenis, dan Bahan Pembuatnya[Lengkap]*. www.Amesbostonhotel.Com. <https://www.amesbostonhotel.com/cookies->
- Ahmad Watik. (2014). *Ahmad Watik (Pengarang). Dasar-dasar Metodologi Penelitian Kedokteran Dan Kesehatan / Ahmad Watik .2014*. 2014.
- Ali, M. K., Abbas, A. M., Abdelmagied, A. M., Mohammed, G. E., & Abdalmageed, O. S. (2017). A randomized clinical trial of the efficacy of single versus double-daily dose of oral iron for prevention of iron deficiency anemia in women with twin gestations. *The Journal of Maternal-Fetal & Neonatal Medicine*, 30(23), 2884–2889. <https://doi.org/10.1080/14767058.2016.1266478>
- Aliviameita, A., & Puspitasari. (2019). Buku Ajar Hematologi. In *Buku Ajar Mata*

Kuliah Hematologi.

- Allen, L. H. (2001). Biological mechanisms that might underlie iron's effects on fetal growth and preterm birth. *Journal of Nutrition*, 131(2 SUPPL. 2), 581S-589S. <https://doi.org/10.1093/jn/131.2.581s>
- Allen, Lindsay H. (2000). Anemia and iron deficiency: Effects on pregnancy outcome. *American Journal of Clinical Nutrition*, 71(5 SUPPL.), 1280-1284. <https://doi.org/10.1093/ajcn/71.5.1280s>
- Anggaeni, M. D., Fatoni, A., & Setiyani, R. (2021). *Food Consumption as a Risk Factor of Anemia among Indonesian Pregnant Women : A Cross-sectional Study among Javanese Ethnic Goup*. 9, 552-558.
- Archambault, J., Burch, T., Crofton, M., & McClure, A. (2008). The Effects of Developing Kinematics Concepts Graphically Prior to Introducing Algebraic Problem Solving Techniques. *Arizona State University, July*, 1-55.
- Ari, Y. (2014). *Nutrisi Mikromineral Kesehatan*.
- Astuti, D. (2016). Faktor yang berhubungan dengan kejadian anemia pada ibu hamil i. *The 3rd university research colloquium 2016*, 123-131.
- Awatiszahro, A., & Sabda, B. (2021). *The Effect of Leaves Sweet Potato Stew on Hemoglobin Levels in the Third Month of Pregnancy*. 6(2), 109-111. <https://doi.org/10.30994/jgph.v6i2.349>
- Awol, A. (2014). Phytochemical Screening, Proximate and Mineral Composition of Sweet Potato Leaves Gown in Tepi Provision, South- west of Ethiopia. *Science, Technology and Arts Research Journal*, 3(3), 112. <https://doi.org/10.4314/star.v3i3.19>
- Awol, Ahmed. (2014). *Phytochemical Screening, Proximate and Mineral Composition of Sweet Potato Leaves Gown in Tepi Provision, South- west of Ethiopia*. 7522(3), 112-115.
- Aworh, O. C. (2018). From lesser-known to super vegetables: the growing profile of African traditional leafy vegetables in promoting food security and wellness. *Journal of the Science of Food and Agriculture*, 98(10), 3609-3613. <https://doi.org/https://doi.org/10.1002/jsfa.8902>
- Bagheri, S., Nematy, M., & Saeidi, M. (2012). *Zinc Deficiency in Pregnancy and Fetal - Neonatal Outcomes and Impact of the Supplements on Pregnancy Outcomes*. 3(2).
- Balasubramanian et al. (2016). Awareness of Anemia among Pregnant Women and Impact of Demographic Factors on their Hemoglobin Status. *International Journal of Scientific Study*, 3(12), 303-305. <https://doi.org/10.17354/ijss/2016/170>
- Bamidele, O., Akinnuga, A. M., Anyakudo, M. M. C., Ojo, O. A., Ojo, G. B., Olorunfemi, J. O., & Johnson, O. P. (2010). Haemostatic effect of methanolic leaf extract of *Ageratum conyzoides* in albino rats. *Journal of Medicinal Plant Research*, 4(20), 2075-2079.
- Bánhidý, F., Ács, N., Puhó, E. H., & Czeizel, A. E. (2011). Iron deficiency anemia: Pregnancy outcomes with or without iron supplementation. *Nutrition*, 27(1), 65-72. <https://doi.org/https://doi.org/10.1016/j.nut.2009.12.005>
- Barceloux, D. G., & Barceloux, D. D. (1999). Zinc. *Journal of Toxicology: Clinical Toxicology*, 37(2), 279-292. <https://doi.org/10.1081/CLT-100102426>
- Bechthold, A. (2015). New reference values for Vitamin C intake. *Annals of Nutrition and Metabolism*, 67(1), 13-20. <https://doi.org/10.1159/000434757>
- Benson, R. C., & Pernoll, M. L. (2009). Handbook of Obstetry and Gynecology. In *The McGaw-Hill Education Asia* (pp. 34-56).
- Berti, C., Decsi, T., Dykes, F., Hermoso, M., Koletzko, B., Massari, M., Moreno, L. A., Serra-Majem, L., Cetin, I. (2010). Critical issues in setting micronutrient recommendations for pregnant women: an insight. *Maternal & Child*

- Nutrition*, 6 Suppl 2(Suppl 2), 5–22. <https://doi.org/10.1111/j.1740-8709.2010.00269.x>
- Berti et al. (2011). {Micronutrients in pregnancy: current knowledge and unresolved questions. *Clinical Nutrition*}, 30, 689–701. <http://www.ainfo.inia.uy/digital/bitstream/item/7130/1/Luzardo-Buiatria-2017.Pdf>
- Bothwell, T. H. (2000). Iron requirements in pregnancy and strategies to meet them. *American Journal of Clinical Nutrition*, 72 (1 Suppl.). <https://doi.org/10.1093/ajcn/72.1.257s>
- Breyman, C., Honegger, C., Hösli, I., & Surbek, D. (2017). Diagnosis and treatment of iron-deficiency anaemia in pregnancy and postpartum. *Archives of Gynecology and Obstetrics*, 296(6), 1229–1234. <https://doi.org/10.1007/S00404-017-4526-2>
- Breyman, Christian. (2015). Iron Deficiency Anemia in Pregnancy. *Seminars in Hematology*, 52(4), 339–347. <https://doi.org/https://doi.org/10.1053/j.seminhematol.2015.07.003>
- Brosnan, J. T. (2003). Interorgan amino acid transport and its regulation. *The Journal of Nutrition*, 133(6 Suppl 1), 2068S-2072S. <https://doi.org/10.1093/jn/133.6.2068S>
- Brown, W. E., & Braxton, D. (2000). Dynamics of food breakdown during eating in relation to perceptions of texture and preference: a study on biscuits. This paper was presented at the Third Rose Marie Pangborn Memorial Symposium (Ålesund, Norway, 9–13 August 1998). *Food Quality and Preference*, 11(4), 259–267. [https://doi.org/https://doi.org/10.1016/S0950-3293\(99\)00014-2](https://doi.org/https://doi.org/10.1016/S0950-3293(99)00014-2)
- Caulfield, L. E., Zavaleta, N., Shankar, A. H., & Merialdi, M. (1998). *Potential contribution of maternal zinc supplementation during pregnancy to maternal and child survival 1 – 3*. 68.
- Cetin, I., Berti, C., & Calabrese, S. (2009). Role of micronutrients in the periconceptional period. *Human Reproduction Update*, 16(1), 80–95. <https://doi.org/10.1093/humupd/dmp025>
- Chadare et al. (2019). Conventional and food-to-food fortification: An appraisal of past practices and lessons learned. *Food Science and Nutrition*, 7(9), 2781–2795. <https://doi.org/10.1002/fsn3.1133>
- Chandra et al. (2020). Improving resource conservation, productivity and profitability of neglected and underutilized crops in the breadbasket of India: A review. *Breeding Science*, 70(1), 19–31. https://www.researchgate.net/profile/Rk_Naresh/publication/340548780_Improving_resource_conservation_productivity_and_profitability_of_neglected_and_underutilized_crops_in_the_breadbasket_of_India_A_review/link/s/5e905f494585150839ceca81/Improving-resource
- Chang, W. H., Chen, C. M., Hu, S. P., Kan, N. W., Chiu, C. C., & Liu, J. F. (2007). Effect of purple sweet potato leaf consumption on the modulation of the antioxidative status in basketball players during training. *Asia Pacific Journal of Clinical Nutrition*, 16(3), 455–461.
- Chelladurai, C., Pandey, A. A., Panmand, S. A., & Nikam, S. (2019). Development of innovative bakery product chia seed enriched cookies. *International Journal of Food Science and Nutrition*, 4(2), 19–23.
- Chen, C. M., Li, S. C., Lin, Y. L., Hsu, C. Y., Shieh, M. J., & Liu, J. F. (2005). Consumption of purple sweet potato leaves modulates human immune response: T-lymphocyte functions, lytic activity of natural killer cell and antibody production. *World Journal of Gastroenterology*, 11(37), 5777–

5781. <https://doi.org/10.3748/wjg.v11.i37.5777>
- Chiu et al. (2022). Analysis of Chlorogenic Acid in Sweet Potato Leaf Extracts. *Plants*, 11(15). <https://doi.org/10.3390/plants11152063>
- Chong, N., & Cheng, L. (2009). *The role of micronutrients in pregnancy*. 38(12), 980–984.
- Cogswell, M. E., Parvanta, I., Ickes, L., Yip, R., & Brittenham, G. M. (2003). Iron supplementation during pregnancy, anemia, and birth weight: A randomized controlled trial. *American Journal of Clinical Nutrition*, 78(4), 773–781. <https://doi.org/10.1093/ajcn/78.4.773>
- Cook, J. D., Dassenko, S. A., & Lynch, S. R. (1991). Assessment of the role of nonheme-iron availability in iron balance. *The American Journal of Clinical Nutrition*, 54(4), 717–722.
- Cunningham et al. (2019). *Williams Obstetrics* (24th ed.).
- da Silva Lopes et al. (2018). Nutrition-specific interventions for preventing and controlling anaemia throughout the life cycle: an overview of systematic reviews. In *Cochrane Database of Systematic Reviews* (Vol. 2018, Issue 8). <https://doi.org/10.1002/14651858.CD013092.pub2>
- da Silva Lopes, K., Yamaji, N., Rahman, M. O., Suto, M., Takemoto, Y., Garcia-Casal M. N., & Ota, E. (2021). Nutrition-specific interventions for preventing and controlling anaemia throughout the life cycle: an overview of systematic reviews. In *Cochrane Database of Systematic Reviews* (Vol. 2021, Issue 9). JohnWileyandSonsLtd. <https://doi.org/10.1002/14651858.CD013092.pub2>
- Daher, R., & Karim, Z. (2017). Iron metabolism: State of the art. *Transfusion Clinique et Biologique*, 24(3), 115–119. <https://doi.org/10.1016/J.TRACLI.2017.06.015>
- Das, J. K., Salam, R. A., Kumar, R., & Bhutta, Z. A. (2013). Micronutrient fortification of food and its impact on woman and child health: a systematic review. *Systematic Reviews*, 2, 67. <https://doi.org/10.1186/2046-4053-2-67>
- Dasa dan Abera. (2018). *Penyerapan Zat Besi dan Mekanisme Mitigasi : Sebuah tinjauan*.
- De Benoist. (2009). Worldwide prevalence of anaemia, WHO Vitamin and Mineral Nutrition Information System, 1993-2005. *Public Health Nutrition*, 12(4), 444–454. <https://doi.org/10.1017/S1368980008002401>
- de Haas, S., Ghossein-Doha, C., van Kuijk, S. M. J., van Drongelen, J., & Spaanderman, M. E. A. (2017). Adaptación fisiológica del volumen del plasma materno durante el embarazo: una revisión sistemática y metaanálisis. *Ultrasound in Obstetrics and Gynecology*, 49(2), 177–187. <https://doi.org/10.1002/uog.17360>
- Derman et al. (2021). *RAPIDIRON : Reducing Anaemia in Pregnancy in India — a 3-arm , randomized- controlled trial comparing the effectiveness of oral iron with single-dose intravenous iron in the treatment of iron deficiency anaemia in pregnant women and reducing low birth wei*. 1–16.
- Deur, C. J., Stone, M. J., & Frenkel, E. P. (1981). Trace metals in hematopoiesis. *AmericanJournalofHematology*, 11(3), 309–331. <https://doi.org/https://doi.org/10.1002/ajh.2830110313>
- Devi, I. C., Ardiningsih, P., & Idiawati, N. (2019). Kandungan Gizi Dan Organoleptik cookies Tersubstitusi Tepung Kulit Pisang Kepok (Musa paradisiaca Linn). *Jurnal Kimia Khatulistiwa*, 8(1), 71–77.
- Dewi Pramesty, H., & Mardiana. (2021). Faktor Risiko Yang Mempengaruhi Kejadian Anemia Pada Ibu Hamil Di Wilayah Kerja Puskesmas Nusawungu li Cilacap Hidayah. *Journal Of Nutrition College*, 10(Juli), 285–296.

- Dhafir, F., & Laenggeng, H. (2020). Kandungan Kalsium (Ca) dan Zat Besi (Fe) Daun Kelor (*Moringaoleifera*). *Jurnal Kreatif Online*, 8(1), 153–158.
- Díaz-López, A., Ribot, B., Basora, J., & Arijia, V. (2021). High and low haemoglobin levels in early pregnancy are associated to a higher risk of miscarriage: A population-based cohort study. *Nutrients*, 13(5). <https://doi.org/10.3390/nu13051578>
- Dinkes Papua. (2020). *Profil Kesehatan Provinsi Papua*.
- Disler, P., Lynch, S. R., Charlton, R. W., Torrance, J. D., Bothwell, T. H., Walker, R. B., & Mayet, F. (1975). The effect of tea on iron absorption. *Gut*, 16(3), 193–200.
- E.M.DeMaeyer. (1989). *Preventing and controlling iron deficiency anemia through primary health care*.
- Eum, J., Cheong, H., Ha, E. Ha, M., Kim, Y., Hong, Y., & Park, H. (2014). *Maternal blood manganese level and birth weight : a MOCEH birth cohort study*. 1–7.
- Ezekiel, R., Singh, N., Sharma, S., & Kaur, A. (2013). Beneficial phytochemicals in potato — a review. *Food Research International*, 50(2), 487–496. <https://doi.org/https://doi.org/10.1016/j.foodres.2011.04.025>
- Fanaei, H., Keshtgar, S., Bahmanpour, S., Ghannadi, A., & Kazeroni, M. (2011). Beneficial Effects of α -Tocopherol Against Intracellular Calcium Overload in Human Sperm. *Reproductive Sciences*, 18(10), 978–982. <https://doi.org/10.1177/1933719111401656>
- Farida, A. dkk. (2008). *Patiseri jilid 2*.
- Feng, R., Lu, Y., Bowman, L. L., Qian, Y., Castranova, V., & Ding, M. (2005). Inhibition of activator protein-1, NF- κ B, and MAPKs and induction of phase 2 detoxifying enzyme activity by chlorogenic acid. *Journal of Biological Chemistry*, 280(30), 27888–27895. <https://doi.org/10.1074/jbc.M503347200>
- Fitriah, A. H., Supriasa, I. D. N., Riyadi, D., & Bakri, B. (2018). Buku Praktis Gizi Ibu Hamil. In *Media Nusa Creative* (Vol. 53, Issue 9).
- Fu, Z., Tu, Z., Zhang, L., Wang, H., Wen, Q., & Huang, T. (2016). Antioxidant activities and polyphenols of sweet potato (*Ipomoea batatas* L.) leaves extracted with solvents of various polarities. *Food Bioscience*, 15, 11–18. <https://doi.org/https://doi.org/10.1016/j.fbio.2016.04.004>
- Gangopadhyay, R., Karoshi, M., & Keith, L. (2011). Anemia and pregnancy: A link to maternal chronic diseases. *International Journal of Gynecology and Obstetrics*, 115(SUPPL.1), 60005. [https://doi.org/10.1016/S0020-7292\(11\)60005-2](https://doi.org/10.1016/S0020-7292(11)60005-2)
- Gebremichael, T. G., Haftu, H., & Gereziher, T. A. (2019). Time to start and adherence to iron-folate supplement for pregnant women in antenatal care follow up; Northern Ethiopia. *Patient Preference and Adherence*, 13, 1057–1063. <https://doi.org/10.2147/PPA.S184168>
- Gera, T., Sachdev, H. P. S., & Nestel, P. (2009). Effect of combining multiple micronutrients with iron supplementation on Hb response in children: Systematic review of randomized controlled trials. *Public Health Nutrition*, 12(6), 756–773. <https://doi.org/10.1017/S1368980008003145>
- Ghozali, T., Efendi, S., & Buchori, H. A. (2012). *SENYAWA FITOKIMIA PADA COOKIES JENGKOL (Pitheocolobium jiringa)*. 120–125.
- Gillooly, M., Bothwell, T. H., Torrance, J. D., MacPhail, A. P., Derman, D. P., Bezwoda, W. R., Mills, W., Charlton, R. W., & Mayet, F. (1983). The effects of organic acids, phytates and polyphenols on the absorption of iron from vegetables. *British Journal of Nutrition*, 49(3), 331–342.
- Glover et al. (2017). Micronutrient composition and acceptability of Moringa

- oleifera leaf-fortified dishes by children in Ada-East district, Ghana. *Food Science and Nutrition*, 5(2), 317–323. <https://doi.org/10.1002/fsn3.395>
- Golub, M. S., Keen, C. L., Gershwin, M. E., & Hendrickx, A. G. (1995). Developmental Zinc Deficiency and Behavior. *The Journal of Nutrition*, 125, 2263S–2271S. https://doi.org/10.1093/jn/125.suppl_8.2263S
- Gower-Winter, S. D., & Levenson, C. W. (2012). Zinc in the central nervous system: From molecules to behavior. *BioFactors*, 38(3), 186–193. <https://doi.org/10.1002/biof.1012>
- Gzeszczak, K., Kwiatkowski, S., & Kosik-Bogacka, D. (2020). The role of fe, zn, and cu in pregnancy. *Biomolecules*, 10(8), 1–33. <https://doi.org/10.3390/biom10081176>
- GuoLiang Li et al. (2019). *Anthocyanin Accumulation in the Leaves of the Purple Sweet Potato (Ipomoea batatas L.) Cultivars GuoLiang. 7.*
- Hake, R. R. (1999). *Analyzing change/gain scores*. Indiana: Indiana University.
- Hallberg, L., Björn-Rasmussen, E., Howard, L., & Rossander, L. (1979). Dietary heme iron absorption: a discussion of possible mechanisms for the absorption-promoting effect of meat and for the regulation of iron absorption. *Scandinavian Journal of Gastroenterology*, 14(7), 769–779.
- Hallberg, Leif, Brune, M., & Rossander, L. (1989). Iron absorption in man: ascorbic acid and dose-dependent inhibition by phytate. *The American Journal of Clinical Nutrition*, 49(1), 140–144.
- Hallberg, Leif, Rossander-Hulthén, L., Brune, M., & Gleerup, A. (1993). Inhibition of haem-iron absorption in man by calcium. *British Journal of Nutrition*, 69(2), 533–540.
- Hallberg, Leif, & Rossander, L. (1982). Effect of different drinks on the absorption of non-heme iron from composite meals. *Human Nutrition. Applied Nutrition*, 36(2), 116–123.
- Harmening. (2009). Iron metabolism and Hypochromic Anemias. Dalam: Harmening D, editor. *Clinical Hematology and Fundamental of hemostasis*. In *American Journal of Research Communication* (Vol. 5, Issue August, pp. 124–125). [http://downloads.esri.com/archydro/archydro/Doc/Overview of ArcHydroterrainpreprocessingworkflows.pdf](http://downloads.esri.com/archydro/archydro/Doc/Overview%20of%20ArcHydroterrainpreprocessingworkflows.pdf)<https://doi.org/10.1016/j.jhydrol.2017.11.003><http://sites.tufts.edu/gis/files/2013/11/Watershed-and-Drainage-Delineation-by-Pour-Point.pdf>
- Harmening, D., Sokoll, L. J., Dawson-Hughes, B., Gleerup, A., Rossander-Hultén, L., Hallberg, L., Brune, M., Erlandsson, M., Sandberg, A.-S., Rossander-Hultén, L., Lönnerdal, B., Cook, J. D., Dassenko, S. A., Lynch, S. R., Barton, J. C., Conrad, M. E., Parmley, R. T., This, E. G., Wing, K., ... Sandberg, A.-S. (1991). Calcium supplementation and plasma ferritin concentrations in premenopausal women. *The American Journal of Clinical Nutrition*, 84(4), 90–101.
- Hassan, L.G., & Umar, K. J. (2006). Nutritional value of balsam apple (*Momordica balsamina* L.) leaves. *Pakistan Journal of Nutrition*, 5(6), 522–529. <https://doi.org/10.3923/pjn.2006.522.529>
- Herawati, D.M D., Sunjaya, D. K., Janah, L. F., Arisanti, N., & Susiarno, H. (2022). Effect of Eel Cookie Supplementation on the Hemoglobin Status of Pregnant Women with Anaemia: A Pilot Study. *International Journal of Food Science*, 2022. <https://doi.org/10.1155/2022/3919613>
- Honi, B. (2016). Development of Orange Fleshed Sweet Potato and Bambara groundnut-based snacks for School children in Tanzania. In *BSc. Food Science and Technology*.
- Huang, A. Zhang, R., & Yang, Z. (2001). Quantitative (stereological) study of

- placental structures in women with pregnancy iron-deficiency anemia. *European Journal of Obstetrics Gynecology and Reproductive Biology*, 97(1), 59–64. [https://doi.org/10.1016/S0301-2115\(00\)00480-2](https://doi.org/10.1016/S0301-2115(00)00480-2)
- Huang et al. (2001). Quantitative (stereological) study of placental structures in women with pregnancy iron-deficiency anemia. *European Journal of Obstetrics Gynecology and Reproductive Biology*, 97(1), 59–64. [https://doi.org/10.1016/S0301-2115\(00\)00480-2](https://doi.org/10.1016/S0301-2115(00)00480-2)
- Hunt, C. D., Johnson, P. E., Herbel, J., & Mullen, L. K. (1992). Effects of dietary zinc depletion on seminal volume and zinc loss, serum testosterone concentrations, and sperm morphology in young men. *The American Journal of Clinical Nutrition*, 56(1), 148–157. <https://doi.org/https://doi.org/10.1093/ajcn/56.1.148>
- Hurrell, R. F., Reddy, M. B., Juillerat, M., & Cook, J. D. (2006). Meat protein fractions enhance nonheme iron absorption in humans. *The Journal of Nutrition*, 136(11), 2808–2812.
- Ibrahim, B. S., Barioni, É. D., Heluany, C., Braga, T. T., Drewes, C. C., Costa, S. G., Câmara, N. O. S., Farsky, S. H. P., & Lino-Dos-Santos-Franco, A. (2016). Beneficial effects of vitamin C treatment on pregnant rats exposed to formaldehyde: Reversal of immunosuppression in the offspring. *Toxicology and Applied Pharmacology*, 300, 77–81. <https://doi.org/10.1016/j.taap.2016.03.010>
- Idowu et al. (2005). Anemia in pregnant women -Nigeria. In *African Health Sciences* (Vol. 5, Issue 4, pp. 1–5).
- J.Hall. (2016). Hall and Guyton Textbook of Medical Physiology. In *Surgical Neurology International* (Vol. 13). https://doi.org/10.4103/sni.sni_327_17
- Jain, S., & Sharma, P. (2010). *The Role of Calcium , Magnesium , and Zinc in Pre-Eclampsia*. 162–170. <https://doi.org/10.1007/s12011-009-8423-9>
- Jhon E.Hall. (2016). Guyton and Hall textbook of Medical Physiology. In *Elsiver* (Vol. 13). <https://doi.org/10.1023/A:1016212804288>
- Johnson, J. M., & Walker, P. M. (1992). Zinc and iron utilization in young women consuming a beef-based diet. *Journal of the American Dietetic Association*, 92(12), 1474–1479.
- Juul, S. E., Derman, R. J., & Auerbach, M. (2019). Perinatal Iron Deficiency: Implications for Mothers and Infants Keywords Parenteral iron · Iron insufficiency·Irondeficiency. *Neonatology*, 115, 269–274. <https://doi.org/10.1159/000495978>
- Kaiser, L., & Allen, L. H. (2008). Position of the American Dietetic Association: nutrition and lifestyle for a healthy pregnancy outcome. *Journal of the American Dietetic Association*, 108(3), 553–561. <https://doi.org/10.1016/j.jada.2008.01.030>
- Kare, A. P., & Gujo, A. B. (2021a). Anemia among Pregnant Women Attending Ante Natal Care Clinic in Adare General Hospital, Southern Ethiopia: Prevalence and Associated Factors. *Health Services Insights*, 14. <https://doi.org/10.1177/11786329211036303>
- Kare, A. P., & Gujo, A. B. (2021b). *Anemia among Pregnant Women Attending Ante Natal Care Clinic in Adare General Hospital , Southern Ethiopia : Prevalence and Associated Factors*. *Id*. <https://doi.org/10.1177/11786329211036303>
- Kashanian, M., Hadizadeh, H., Faghankhani, M., Nazemi, M., & Sheikhsari, N. (2018). Evaluating the effects of copper supplement during pregnancy on premature rupture of membranes and pregnancy outcome. *The Journal of Maternal-Fetal & Neonatal Medicine*, 31(1), 39–46. <https://doi.org/10.1080/14767058.2016.1274299>

- Kaur et al. (2022). Food fortification strategies to deliver nutrients for the management of iron deficiency anaemia. *Current Research in Food Science*, 5(October2021), 2094–2107. <https://doi.org/10.1016/j.crfs.2022.10.020>
- Kay, A. R., & Tóth, K. (2008). Is Zinc a Neuromodulator? *Science Signaling*, 1(19), re3–re3. <https://doi.org/10.1126/stke.119re3>
- Keats, E. C., Haider, B. A., Tam, E., & Bhutta, Z. A. (2019). Multiple-micronutrient supplementation for women during pregnancy. In *Cochrane Database of Systematic Reviews* (Vol. 2019, Issue 3). <https://doi.org/10.1002/14651858.CD004905.pub6>
- Kemkes RI. (2018). Pedoman Penatalaksanaan Pemberian Tablet Tambah Darah. *Kemkes RI*, 46. [https://promkes.kemkes.go.id/download/fpck/files51888Buku Tablet Tambah darah 100415.pdf](https://promkes.kemkes.go.id/download/fpck/files51888Buku%20Tablet%20Tambah%20darah%20100415.pdf)
- Kennet J. Levano et al. (2009). *Obstetri Williams: Panduan Ringkas*.
- Khairunisa et al. (2022). Effect Size. *Pendidikan Dan Matematika*, 5, 138–151.
- Khayat, S., Fanaei, H., & Ghanbarzahi, A. (2017). Minerals in pregnancy and lactation: A review article. *Journal of Clinical and Diagnostic Research*, 11(9), QE01–QE05. <https://doi.org/10.7860/JCDR/2017/28485.10626>
- King, J. C. (2000). Physiology of pregnancy and nutrient metabolism 123. *The American Journal of Clinical Nutrition*, 71(5), 1218S–1225S. <https://doi.org/https://doi.org/10.1093/ajcn/71.5.1218s>
- Kristal Maryen, et al. (2021). *Rebusan Daun Ubi Jalar Ungu (Ipomoea Batatas (L.) Lamk Terhadap Peningkatan Kadar Hemoglobin Pada Ibu Hamil Trimester III*. 3(1).
- Kruger et al. (2020). What is food-to-food fortification? A working definition and framework for evaluation of efficiency and implementation of best practices. *Comprehensive Reviews in Food Science and Food Safety*, 19(6), 3618–3658. <https://doi.org/10.1111/1541-4337.12624>
- Kurniati, I. (2020). Anemia Defisiensi Zat Besi (Fe). *Jurnal Kedokteran Universitas Lampung*, 4(1), 18–33. <https://juke.kedokteran.unila.ac.id/index.php/JK/article/view/2763/2711>
- Kusmawat, & Suwanti, E. (2014). *Pengaruh pemberian multipel micro nutrien (MMN) ditambah ekstrak daun ubi jalar dan tablet Fe terhadap nilai hemoglobin ibu hamil*. September, 107–110.
- Kusuma. (2017a). *Sweet potato (Ipomoea batatas L) leaf: its effect on prolactin and production of breast milk in postpartum mothers*. 3(2), 95–101.
- Kusuma. (2017b). Sweet Potato (Ipomoea Batatas L.) Leaf: Its Effect On Prolactin And Production Of Breast Milk In Postpartum Mothers. *Belitung Nursing Journal*, 3(2), 95–101. <https://doi.org/10.33546/bnj.72>
- La Banudi. (2002). *Gizi Kesehatan Reproduksi*.
- Laila, M., Zainar, Z., & Fitri, A. (2021). Perbandingan Hasil Pemeriksaan Hemoglobin Secara Digital Terhadap Hasil Pemeriksaan Hemoglobin Secara Cyanmethemoglobin. *Jurnal Pengelolaan Laboratorium Pendidikan*, 3(2), 63–68. <https://doi.org/10.14710/jplp.3.2.63-68>
- Li, G. L., Lin, Z., Zhang, H., Liu, Z., Xu, Y., Xu, G., Li, H., Ji, R., Luo, W., Qiu, Y., Qiu, S., & Tang, H. (2019). Anthocyanin Accumulation in the Leaves of the Purple Sweet Potato (Ipomoea batatas L.) Cultivars. *Molecules*, 24(20). <https://doi.org/10.3390/molecules24203743>
- Lintas, C. (1992). Nutritional aspects of fruit and vegetable consumption. *Les Fruits et Légumes Dans Les Économies Méditerranéennes: Actes Du Colloque de Chania*, 19, 79–87.

- Lönnerdal, B. (2010). Calcium and iron absorption—mechanisms and public health relevance. *International Journal for Vitamin and Nutrition Research*, 80(4), 293.
- Lovakov, A., & Agadullina, E. R. (2021). Empirically derived guidelines for effect size interpretation in social psychology. *European Journal of Social Psychology*, 51(3), 485–504. <https://doi.org/10.1002/ejsp.2752>
- Lurie, D. G., Holden, J. M., Schubert, A., Wolf, W. R., & Miller-Ihli, N. J. (1989). The copper content of foods based on a critical evaluation of published analytical data. *Journal of Food Composition and Analysis*, 2(4), 298–316. [https://doi.org/https://doi.org/10.1016/0889-1575\(89\)90002-1](https://doi.org/https://doi.org/10.1016/0889-1575(89)90002-1)
- Magnusson, K. (2022). Interpreting Cohen's d effect size: An interactive visualization (Version 2.6.0) [Web App]. *R Psychologist*. <https://Rpsychologist.Com/Cohend/>, 2022.
- Mahmudiono, T., Nurdini, E D. Nasikhah, A D. &Haliman, C D. (2022). Association between Household Food Security and Anemia among Pregnant Women in Rural Area in Indonesia. *Open Access Macedonian Journal of Medical Sciences*, 10, 82–87. <https://doi.org/10.3889/oamjms.2022.7283>
- Malikha, N. Z. & Priskusanti, R. D. (2019). The Effect of Giving Purple Sweet Potato Leaves Toward The Involution of Mother in The Posture and Sufficient Mother Breast Milk On Babies 0-6 Months. *Journal Of Nursing Practice*, 3(1), 96–101. <https://doi.org/10.30994/jnp.v3i1.70>
- Manley. (1998). *Technology of biscuits, crackers dan cookies* (Vol. 3).
- Manley, D., & Vir, S (2011). *Manley's technology of biscuits, crackers and cookies*. 632.
- Maretta, O. O. et al. (2021). *Efek Penggunaan Tepung Daun Ubi Jalar Ungu Dan Tepung Daun Ubi Jalar Kuning Terhadap Karakteristik Fisikokimia , Organoleptik Dan Aktivitas Antioksidan Pada Cookies*. 192–207.
- Masriadi et al. (2021). *Alina Baharuddin ; Samsualam. Metodologi Penelitian : Kesehatan, Kedokteran Dan Keperawatan / Masriadi .2021*. 2021.
- Means. (2020a). Iron Deficiency and Iron Deficiency Anemia: Implications and Impact in Pregnancy, Fetal Development, and Early Childhood Parameters Robert. *Nutrients*, 12(3), 447. <https://doi.org/10.3390/nu12020447>
- Means, R. T. (2020b). Iron deficiency and iron deficiency anemia: Implications and impact in pregnancy, fetal development, and early childhood parameters. *Nutrients*, 12(2). <https://doi.org/10.3390/nu12020447>
- Menkes. (2021). *2021 Permenkes* (pp. 1–23).
- Menon, K. C., Ferguson, E. L., Thomson, C. D., Gay, A. R., Zodpey, S., Saraf, A., Das, P. K., & Skeaff, S. A. (2016). Effects of anemia at different stages of gestation on infant outcomes. *Nutrition*, 32(1). <https://doi.org/10.1016/j.nut.2015.07.009>
- Menon, R. (2014). Oxidative stress damage as a detrimental factor in preterm birth pathology. *Frontiers in Immunology*, 5(NOV), 1–14. <https://doi.org/10.3389/fimmu.2014.00567>
- Mercer, B. M., Abdelrahim, A., Moore, R. M., Novak, J., Kumar, D., Mansour, J. M., Perez-Fournier, M., Milluzzi, C. J., & Moore, J. J. (2010). The impact of vitamin C supplementation in pregnancy and in vitro upon fetal membrane strength and remodeling. *Reproductive Sciences (Thousand Oaks, Calif.)*, 17(7), 685–695. <https://doi.org/10.1177/1933719110368870>
- Mezzano, J. et al. (2022). Effects of Iron and Vitamin A Levels on Pregnant Women and Birth Outcomes : Complex Relationships Untangled Using a Birth Cohort Study in Uganda. *Maternal and Child Health Journal*, 0123456789. <https://doi.org/10.1007/s10995-022-03387-5>

- Mezzano, J., Namirembe, G., Ausman, L. M., Marino-Costello, E., Shrestha, R., Erhardt, J., Webb, P., & Ghosh, S. (2022). Effects of Iron and Vitamin A Levels on Pregnant Women and Birth Outcomes: Complex Relationships Untangled Using a Birth Cohort Study in Uganda. *Maternal and Child Health Journal*, 26(7), 1516–1528. <https://doi.org/10.1007/s10995-022-03387-5>
- Milman, N. (2006). Iron and pregnancy - A delicate balance. *Annals of Hematology*, 85(9), 559–565. <https://doi.org/10.1007/s00277-006-0108-2>
- Morck, T. A., Lynch, S. R., & Cook, J. D. (1983). Inhibition of food iron absorption by coffee. *The American Journal of Clinical Nutrition*, 37(3), 416–420.
- Morris, E. R. (1983). An overview of current information on bioavailability of dietary iron to humans. *Federation Proceedings*, 42(6), 1716–1720.
- Morris, E. R., & Ellis, R. (1980). Bioavailability to Rats of Iron and Zinc in Wheat Bran: Response to Low-Phytate Bran and Effect of the Phytate/Zinc Molar Ratio. *The Journal of Nutrition*, 110(10), 2000–2010. <https://doi.org/10.1093/jn/110.10.2000>
- Motlagh, M. E. et al. (2019). *The Frequency of Anemia and Underlying Factors among Iranian Pregnant Women from Provinces with Different Maternal Mortality Rate*. 48(2), 338–344.
- Mukaddas, H., Salma, W. O., & B, I. M. C. (2021). *Factors Related to Chronic Energy Deficiency in Pregnant Mothers in the Konawe District , Indonesia*. 14, 16–18. <https://doi.org/10.29252/jgbfm.18>.
- Mulyani, E. Y. (2019). *Diktat Metabolisme Gizi Ibu Hamil: Perubahan Fisiologi dan Metabolisme Kehamilan*. https://digilib.esaunggul.ac.id/public/UEU-Books-19785-10_0057.pdf
- Myint, Z.W., Oo, T. H., Thein, K. Z., Tun, A. M., & Saeed, H. (2018). Copper deficiency anemia: review article. *Annals of Hematology*, 97(9), 1527–1534. <https://doi.org/10.1007/s00277-018-3407-5>
- Nguyen et al. (2021). Bioactive compounds, antioxidants, and health benefits of sweet potato leaves. In *Molecules* (Vol. 26, Issue 7). MDPI AG. <https://doi.org/10.3390/molecules26071820>
- Nguyen, H.C., Chen, C., Lin, K., Chao, P., & Lin, H. (2021). *Bioactive Compounds, Antioxidants, and Health Benefits of Sweet Potato Leaves*. 6(Table 1), 1–13.
- Noshiro, K. et al. (2022). *Hemoglobin Concentration during Early Pregnancy as an Accurate Predictor of Anemia during Late Pregnancy*. 1–8.
- Noshiro, K., Umazume, T., Hattori, R., Kataoka, S., Yamada, T., & Watari, H. (2022). Hemoglobin Concentration during Early Pregnancy as an Accurate Predictor of Anemia during Late Pregnancy. *Nutrients*, 14(4). <https://doi.org/10.3390/nu14040839>
- Ochea, M. D., Pawang, R. I., Samson, K. J. E., Researcher, F., & Shane, O. (2011). *Comparative hemostatic activity of sweet potato (Ipomea batatas Linn.) leaf aqueous and ethanolic crude extracts in New Zealand white rabbits*. 5, 12–25.
- Orsango et al. (2020). Efficacy of processed amaranth-containing bread compared to maize bread on hemoglobin, anemia and iron deficiency anemia prevalence among two-to-five year-old anemic children in Southern Ethiopia: A cluster randomized controlled trial. *PLoS ONE*, 15(9 September), 1–16. <https://doi.org/10.1371/journal.pone.0239192>
- Osime, E. O., Ediale, G. E., Omoti, C. E., & Famodu, A. A. (2008). *Effect of Sweetpotato Leaf (Ipomoea Batatas) Extract On Some Haematological Parameters Using Rabbits*. 7, 1–4.

- Osime EO, Ediale GE, Omoti CE, & Famodu AA. (2007). *Effect of Sweetpotato Leaf (Ipomoea Batatas) Extract On Some Haematological Parameters Using Rabbits*.
- Özdemir, N. (2015). Iron deficiency anemia from diagnosis to treatment in children. *Turk. Arch. Pediatrics Pediatr Arsivi*, 50(11).
- Pachón, H., Spohrer, R., Mei, Z., & Serdula, M. K. (2015). Evidence of the effectiveness of flour fortification programs on iron status and anemia: A systematic review. *Nutrition Reviews*, 73(11), 780–795. <https://doi.org/10.1093/nutrit/nuv037>
- Pasricha, S., Drakesmith, H., Black, J., Hipgrave, D., & Biggs, B. (2013). *Review Article Control of iron deficiency anemia in low- and middle-income countries*. 121(14), 1–3. <https://doi.org/10.1182/blood-2012-09-453522>.
- Pastore, L M., & Savitz, D. A. (1995). Case-control study of caffeinated beverages and preterm delivery. *American Journal of Epidemiology*, 141(1), 61–69. <https://doi.org/10.1093/oxfordjournals.aje.a117346>
- Peña-Rosas, J. P., De-Regil, L. M., Garcia-Casal, M. N., & Dowswell, T. (2015). Daily oral iron supplementation during pregnancy. *Cochrane Database of Systematic Reviews*, 2015(7), 1–527. <https://doi.org/10.1002/14651858.CD004736.pub5>
- Permenkes. (2019). *AKG 2019*.
- Pohan, R. A. (2022). The Relationship Compliance with Fe Tablet Consumption with Anemia in Pregnant Women. *International Journal of Public Health Excellence (IJPHE)*, 1(1), 27–31. <https://doi.org/10.55299/ijphe.v1i1.7>
- Pop, O. L., Vulturar, R., Fodor, A., & Adina, C. (2020). *Nutritional Deficiency & Impact on Health Micronutrients Deficiencies in Early Life and Impact on Long-term Health*. November.
- Prasetyaningsih et al. (2019). Potensi Etnomedicine Daun Ubi Jalar Ungu (*Ipomoea batatas* L. Poir) dan Daun Ubi Jalar Putih (*Ipomoea batatas* L.) Sebagai Obat Demam Berdarah di Sleman DIY. *Journal of Health*, 6(1), 6–11. <https://doi.org/10.30590/vol6-no1-p6-11>
- Prisusanti, R. D. et al. (2017). *Pengaruh pemberian daun ubi jalar ungu pada ibu nifas terhadap kecukupan ASI pada bayi 0-6 bulan*. 8(2), 226–236.
- Pritchard, J. A., Whalley, P. J., & Scott, D. E. (1969). The influence of maternal folate and iron deficiencies on intrauterine life. *American Journal of Obstetrics and Gynecology*, 104(3), 388–396. [https://doi.org/https://doi.org/10.1016/S0002-9378\(16\)34191-6](https://doi.org/https://doi.org/10.1016/S0002-9378(16)34191-6)
- Prus, E., & Fibach, E. (2009). Effect of Iron Chelators on Labile Iron and Oxidative Status of Thalassaemic Erythroid Cells. *Acta Haematologica*, 123(1), 14–20. <https://doi.org/10.1159/000258958>
- Ramesh et al. (2017). Multigavidity a Major Risk Factor of Anaemia in Pregnancy and its Comparison in Primigavida Women in Raichur. *National Journal of Laboratory Medicine*, 6(4), 22–27. <https://doi.org/10.7860/NJLM/2017/31498>
- Rauf, A. W., & Lestari, S. (2009). *Pemanfaatan komoditas pangan lokal sebagai sumber pangan alternatif di papua*. 28(0967).
- Ren, A., Wang, J., Ye, R. W., Li, S., Liu, J. M., & Li, Z. (2007). Low first-trimester hemoglobin and low birth weight, preterm birth and small for gestational age newborns. *International Journal of Gynecology & Obstetrics*, 98(2), 124–128. <https://doi.org/https://doi.org/10.1016/j.ijgo.2007.05.011>
- Riziki. (2020). *Enhancing Haemoglobin Status of Anaemic School Girls Using*.
- Ruseffendi. (2005). *Dasar-dasar penelitian pendidikan dan bidang non-eksakta lainnya*.
- Sahagún, M., & Gómez, M. (2018). Influence of protein source on characteristics

- and quality of gluten-free cookies. *Journal of Food Science and Technology*, 55(10), 4131–4138. <https://doi.org/10.1007/s13197-018-3339-z>
- Samber, L. N., Semangun, H., Prasetyo, D. B., Kristen, U., & Wacana, S. (2013). UBI JALAR UNGU PAPUA SEBAGAI SUMBER ANTIOKSIDAN. *Proceeding Biology Education Conference: Biology, Science, Enviromental, and Learning*, 10(3), 72–77. <https://jurnal.uns.ac.id/prosbi/article/view/6432>
- Sandstead, H. H., Frederickson, C. J., & Penland, J. G. (2000). History of Zinc as Related to Brain Function¹. *The Journal of Nutrition*, 130(2), 496S–502S. <https://doi.org/https://doi.org/10.1093/jn/130.2.496S>
- Sanoussi. (2013). Formulation and biochemical characterization of sweet potato (*Ipomoea batatas*) based infant flours fortified with soybean and sorghum flours. *Int. J. Curr. Microbiol. App. Sci*, 2(7), 22–34.
- Sapin, V., Alexandre, M. C., Chaïb, S., Bournazeau, J. A., Sauvart, P., Borel, P., Jacquetin, B., Golier, P., Lémery, D., Dastugue, B., & Azuïs-Braesco, V. (2000). Effect of vitamin A status at the end of term pregnancy on the saturation of retinol binding protein with retinol. *American Journal of Clinical Nutrition*, 71(2), 537–543. <https://doi.org/10.1093/ajcn/71.2.537>
- Scholl, T. O., & Reilly, T. (2000). Anemia, iron and pregnancy outcome. *Journal of Nutrition*, 130(2 SUPPL.), 443–447. <https://doi.org/10.1093/jn/130.2.443s>
- Sharp, P. A. (2010). Intestinal iron absorption: regulation by dietary & systemic factors. *Int J Vitam Nutr Res*, 80(4–5), 231–242.
- Shinar, S., Skornick-Rapaport, A., & Maslovitz, S. (2017). Iron Supplementation in Twin Pregnancy — The Benefit of Doubling the Iron Dose in Iron Deficient Pregnant Women: A Randomized Controlled Trial. *Twin Research and Human Genetics*, 20(5), 419–424. <https://doi.org/DOI: 10.1017/thg.2017.43>
- Sifakis. (2000). Anemia in Pregnancy. *Annals of the New York Academy of Sciences*, 9. *The New York Academic Sciences*, 900(1645), 1–76. <https://doi.org/org/10.1111/j.1749-6632.2000.tb06223>
- Sinha et al. (2021). *A study on anemia and its risk factors among pregnant women attending antenatal clinic of a rural medical college of West Bengal*. 1327–1331. https://doi.org/10.4103/jfmpc.jfmpc_1588_20
- Skoczynska, A., Kwiecinska, D., Kielbinski, M., & Łukaszewski, M. (2007). Acute iron poisoning in adult female. *Human & Experimental Toxicology*, 26(8), 663–666. <https://doi.org/10.1177/0960327107071854>
- Smith, C., Teng, F., Branch, E., Chu, S., & Joseph, K. S. (2019). Maternal and Perinatal Morbidity and Mortality Associated with Anemia in Pregnancy. *Obstetrics and Gynecology*, 134(6), 1234–1244. <https://doi.org/10.1097/AOG.0000000000003557>
- Sokoll, L. J., & Dawson-Hughes, B. (1992). Calcium supplementation and plasma ferritin concentrations in premenopausal women. *The American Journal of Clinical Nutrition*, 56(6), 1045–1048.
- Spencer, B. H. (2015). Essentiality of Trace Element Micronutrition in Human Pregnancy: A Systematic Review. *Journal of Pregnancy and Child Health*, 02(03). <https://doi.org/10.4172/2376-127x.1000157>
- Stephen, G., Mgongo, M., Hussein Hashim, T., Katanga, J., Stray-Pedersen, B., & Msuya, S. E. (2018). Anaemia in Pregnancy: Prevalence, Risk Factors, and Adverse Perinatal Outcomes in Northern Tanzania. *Anemia*, 2018. <https://doi.org/10.1155/2018/1846280>
- Subagio, S. U. (2019). *Peningkatan kecukupan produksi asi pada ibu postpartum menggunakan rebusan daun ubi di wilayah kerja puskesmas kesesi i pekalongan*. 8(2), 137–142.

- Sultana, M., Jahan, N., Sultana, N., Quraishi, S. B., & Rabeya, T. (2010). *Preterm Delivery: Role of Zinc*. 27–33.
- Sun, H., Mu, T., Xi, L., Zhang, M., & Chen, J. (2014a). Sweet potato (*Ipomoea batatas* L.) leaves as nutritional and functional foods. *Food Chemistry*, 156, 380–389. <https://doi.org/10.1016/j.foodchem.2014.01.079>
- Sun, H., Mu, T., Xi, L., Zhang, M., & Chen, J. (2014b). Sweet potato (*Ipomoea batatas* L.) leaves as nutritional and functional foods. *Food Chemistry*, 156, 380–389. <https://doi.org/10.1016/j.foodchem.2014.01.079>
- Sungkar et al. (2022). *A Life Course Approach to the Prevention of Iron Deficiency Anemia in Indonesia*. 1–8.
- Suratman et al. (2019). *Handbook Mikronutrien*.
- Susiloningtyas, I. (2012). Pemberian Zat Besi (Fe) Dalam Kehamilan. *Majalah Ilmiah Sultan Agung*, 50, 128.
- Syarif, Sutriani. (2020). *The impact of Sweet Potato Leaves Stew on Breast Milk Production in Postpartum*.
- Tessa Sjahriani, faridah V. (2019). Faktor-faktor yang Berhubungan dengan Kejadian Anemia Pada Ibu Hamil. *Jurnal Kebidanan*, 5(2), 106–115. <https://doi.org/10.35325/kebidanan.v9i2.195>
- Teucher, Olivares, & Cori. (2004). Enhancers of iron absorption: ascorbic acid and other organic acids. *International Journal for Vitamin and Nutrition Research*, 74(6), 403–419.
- Teye, E., Deha, C. I., Dadzie, R., & Macarthur, R. L. (2020). Delivering the Nutritional Needs by Food to Food Fortification of Staples Using Underutilized Plant Species in Africa. *International Journal of Food Science*, 2020. <https://doi.org/10.1155/2020/8826693>
- Trumbo et al. (2001). Dietary Reference Intakes. *Journal of the American Dietetic Association*, 101, 294. <https://link.gale.com/apps/doc/A72764304/AONE?u=anon~afd54c02&sid=googleScholar&xid=930beecc>
- Turan, M., Kordali, S., Zengin, H., Dursun, A., & Sezen, Y. (2003). Macro and micro mineral content of some wild edible leaves consumed in Eastern Anatolia. *Acta Agriculturae Scandinavica Section B: Soil and Plant Science*, 53(3), 129–137. <https://doi.org/10.1080/090647103100095>
- Uauy, R., Olivares, M., & Gonzalez, M. (1998). Essentiality of copper in humans 1 – 3. *The American Journal of Clinical Nutrition*, 67(5), 952S-959S. <https://doi.org/10.1093/ajcn/67.5.952S>
- Uche et al. (2010). Anaemia in pregnancy: associations with parity, abortions and child spacing in primary healthcare clinic attendees in Trinidad and Tobago. *African Health Sciences*, 10(1), 66–70.
- Viral, M. B., & Rakeshbhai, C. P. (2022). Study of correlation of neonatal low birth weight and maternal anemia in first, second and third trimester of pregnancy. *International Journal of Health Sciences*, 6(April), 7331–7337. <https://doi.org/10.53730/ijhs.v6ns6.11378>
- W. Basrowi, R., & Dilantika, C. (2021). Optimizing iron adequacy and absorption to prevent iron deficiency anemia: The role of combination of fortified iron and vitamin C. *World Nutrition Journal*, 5(1–1), 33–39. <https://doi.org/10.25220/wnj.v05.s1.0005>
- Weickert, M. O., & Pfeiffer, A. F. H. (2008). Metabolic Effects of Dietary Fiber Consumption and Prevention of Diabetes1. *The Journal of Nutrition*, 138(3), 439–442. <https://doi.org/https://doi.org/10.1093/jn/138.3.439>
- WHO/FAO. (2006). Guidelines on food Fortification with Micronutrients. In *Unscn.Org*. http://www.unscn.org/layout/modules/resources/files/fortification_eng.pdf

- WHO. (2016). *WHO recommendations on antenatal care for a positive pregnancy experience*.
- WHO. (2017). Nutritional Anaemias : Tools for Effective Prevention. In *World Health Organization*.
- Wibowo. (2021). *Anemia Defisiensi Besi Pada Kehamilan*.
- Widoyoko, A. P. H., & Septianto, R. (2020). Pengaruh Anemia terhadap Kematian Maternal. *Jurnal Penelitian Perawat Profesional*, 2(1), 1–6.
<https://doi.org/10.37287/jppp.v2i1.36>
- Wiseman, E M. Bar-El Dadon, S., & Reifen, R. (2017). The vicious cycle of vitamin a deficiency a review. *Critical Review in Food Science and Nutrition*, 57(17), 3703–3714.
<https://doi.org/10.1080/10408398.2016.1160362>
- Wulandari, R.D., Laksono, A. D., Kusriani, I., & Tahangnacca, M. (2022). The Targets for Stunting Prevention Policies in Papua, Indonesia: What Mothers' Characteristics Matter? *Nutrients*, 14(3).
<https://doi.org/10.3390/nu14030549>
- Xi, L., Mu, T., & Sun, H. (2015). Preparative purification of polyphenols from sweet potato (*Ipomoea batatas* L.) leaves by AB-8 macroporous resins. *Food Chemistry*, 172, 166–174.
<https://doi.org/https://doi.org/10.1016/j.foodchem.2014.09.039>
- Xu, J., Zhang, Y., Wang, W., & Li, Y. (2020). Advanced properties of gluten-free cookies, cakes, and crackers: A review. *Trends in Food Science and Technology*, 103(April), 200–213. <https://doi.org/10.1016/j.tifs.2020.07.017>
- Yilmaz, E. (2019). The Impact of Iron Deficiency Anemia on Health Related Quality of Life in the Last Trimester of Pregnancy. *Eurasian Journal of Medical Investigation*, 3(3), 182–188.
<https://doi.org/10.14744/ejmi.2019.65035>
- Yoshimoto, M., Yahara, S., Okuno, S., Islam, M. S., Ishiguro, K., & Yamakawa, O. (2002). Antimutagenicity of mono-, di-, and tricaffeoylquinic acid derivatives isolated from sweetpotato (*ipomoea batatas* L.) leaf. *Bioscience, Biotechnology and Biochemistry*, 66(11), 2336–2341.
<https://doi.org/10.1271/bbb.66.2336>
- Yu, L., Liou, I. W., Biggins, S. W., Yeh, M., Jalikis, F., Chan, L. N., & Burkhead, J. (2019). Copper Deficiency in Liver Diseases: A Case Series and Pathophysiological Considerations. *Hepatology Communications*, 3(8), 1159–1165. <https://doi.org/10.1002/hep4.1393>
- Yuliasuti, L. P., Agustikawati, N., & Setianingsih, F. (2022). Efektivitas konsumsi daun ubi jalar ungu terhadap peningkatan kadar hemoglobin darah ibu hamil trimester pertama. *Al-Insyirah Midwifery Jurnal Ilmu Kebidanan (Journal of Midwifery Sciences)*, 11(1), 62–68. <https://jurnal.stikes-alinsyirah.ac.id/index.php/kebidanan/article/view/2133/292>
- Yuniastuti, A. (2013). *Gizi Kesehatan*. September, 130.
- Zhang, C. et al. (2019). *Chemical characterization and antioxidant properties of ethanolic extract and its fractions from sweet potato (Ipomoea batatas L.) leaves*. 18.
- Zhang, C., Liu, D., Wu, L., Zhang, J., Li, X., & Wu, W. (2020). Chemical characterization and antioxidant properties of ethanolic extract and its fractions from sweet potato (*Ipomoea batatas* L.) leaves. *Foods*, 9(1).
<https://doi.org/10.3390/foods9010015>

LAMPIRAN

Lampiran 1. Permintaan Izin Penelitian

	<p>KEMENTERIAN PENDIDIKAN, KEBUDAYAAN, RISET DAN TEKNOLOGI UNIVERSITAS HASANUDDIN SEKOLAH PASCASARJANA</p> <p>Jalan Perintis Kemerdekaan km. 10 Makassar 90245 Telp. : (0411) 585034, 585036 Fax. : (0411) 585868, E-mail : info@pasca.unhas.ac.id http://pasca.unhas.ac.id</p>								
<p>Nomor : 4594/UN4.20.1/PT.01.04/2022 Perihal : Permintaan Izin Etik Penelitian</p>	<p>18 November 2022</p>								
<p>Yth. Ketua Komisi Etik Penelitian Fakultas Kesehatan Masyarakat Universitas Hasanuddin Makassar</p>									
<p>Dengan hormat disampaikan bahwa mahasiswa Sekolah Pascasarjana Universitas Hasanuddin yang tersebut dibawah ini :</p>									
<table border="0" style="width: 100%;"> <tr> <td style="width: 30%;">Nama</td> <td>: Yurmianti Rante Allo</td> </tr> <tr> <td>Nomor Pokok</td> <td>: P102211001</td> </tr> <tr> <td>Program Pendidikan</td> <td>: Magister (S2)</td> </tr> <tr> <td>Program Studi</td> <td>: Ilmu Kebidanan</td> </tr> </table>		Nama	: Yurmianti Rante Allo	Nomor Pokok	: P102211001	Program Pendidikan	: Magister (S2)	Program Studi	: Ilmu Kebidanan
Nama	: Yurmianti Rante Allo								
Nomor Pokok	: P102211001								
Program Pendidikan	: Magister (S2)								
Program Studi	: Ilmu Kebidanan								
<p>Bermaksud melakukan penelitian dalam rangka persiapan penulisan tesis terkait dengan judul "Pengaruh Pemberian Cookies Yurni dari Daun Ubi Jalar Ungu (<i>Ipomeea Batatas L.</i>) terhadap status kadar Hemoglobin Ibu hamil dengan anemia".</p>									
<p>Sehubungan dengan hal tersebut, mohon kiranya Saudara berkenan memberikan izin surat persetujuan etik penelitian dengan menggunakan subyek manusia.</p>									
<p>Atas perkenan dan kerjasamanya diucapkan terima kasih.</p>									
<p>Ya.n. Dekan, Wakil Dekan Bidang Akademik dan Kemahasiswaan,</p>									
									
<p>Prof. Muhammad Hamzah., ST., M.Arch., Ph.D. NIP. 0690108195121001</p>									
<p>Tembusan:</p> <ol style="list-style-type: none"> 1. Dekan SPs Unhas "sebagai laporan"; 2. Mahasiswa yang bersangkutan; 3. Bertinggal. 									

Lampiran 2. Rekomendasi Persetujuan Etik



**KEMENTERIAN PENDIDIKAN, KEBUDAYAAN
RISET, DAN TEKNOLOGI
UNIVERSITAS HASANUDDIN
FAKULTAS KESEHATAN MASYARAKAT**
Jl. Pemuda Kemartadikaa Km. 10 Makassar 90245, Telp. (0411) 585658.
E-mail: km.unhas@unhas.ac.id, website: <https://km.unhas.ac.id/>

REKOMENDASI PERSETUJUAN ETIK
Nomor : 14366/1044.14.1/TP.01.02/2022

Tanggal : 30 November 2022

Dengan ini Menyatakan bahwa Protokol dan Dokumen yang Berhubungan dengan Protokol
sekitar ini telah mendapatkan Persetujuan Etik :

No. Protokol	221122092341	No. Sponsor Protokol	
Peserta Utama	Yurmiandi Rante Albi	Sponsor	Pribadi
Judul Penelitian	Pengaruh Pemberian Cookies Yurmi dari Daun Ubi Jalar Ungu (<i>Spinosa Batusia L.</i>) terhadap Status Kadar Hemoglobin Ibu Hamil dengan Anemia.		
No. Versi Protokol	1	Tanggal Versi	22 November 2022
No. Versi PSP	1	Tanggal Versi	22 November 2022
Tempat Penelitian	Puskesmas Tanjung Ria dan Puskesmas Kotaraja Jayapura Papua		
Judul Review	<input type="checkbox"/> Exempted <input checked="" type="checkbox"/> Expedited <input type="checkbox"/> Fullboard	Masa Berlaku 30 November 2022 Sampai 30 November 2023	Pinkuama review lanjutan
Ketua Komisi Etik Penelitian	Nama Prof. Dr. Vani Haq, M.Sc, Ph.D	Tanda tangan	 30 November 2022
Sekretaris Komisi Etik Penelitian	Nama Dr. Wahiduddin, SKM, M.Kes	Tanda tangan	 30 November 2022

Kewajiban Peserta Utama:

1. Menyediakan Administrasi Protokol untuk persetujuan sebelum di implementasikan
2. Menyediakan Laporan SAE ke Komisi Etik dalam 24 jam dan diunggah dalam 7 hari dan Laporan SARAB dalam 72 jam setelah Peserta Utama menerima laporan
3. Menyediakan Laporan Kemajuan (progress report) setiap 4 bulan, setiap penelitian selesai tinggi dan setiap selesai untuk penelitian selesai selesai
4. Menyediakan laporan akhir setelah Penelitian selesai
5. Melakukan penyesuaian dari protokol yang diartikan (protocol deviation/ violation)
6. Menanda semua penelitian yang diterbitkan



Lampiran 3. Permohonan Izin Penelitian

 <p>KEMENTERIAN PENDIDIKAN, KEBUDAYAAN, RISET DAN TEKNOLOGI UNIVERSITAS HASANUDDIN SEKOLAH PASCASARJANA</p> <p>Masa Depan Kementerian km. 10 Makassar 90745 Telp. (0411) 505034, 191036 Fax. (0411) 505866, E-mail: info@unhas.ac.id / pascasarjana@unhas.ac.id</p>		
Noor Fakul	44171/NK.201/PT.01.06.2022 Permohonan Izin Penelitian	01 Desember 2022
<p>Yth. Kepala Badan Kerjasama Perutusan Papua di Papua</p> <p>Dengan hormat diucapkan selamat datang di Sekolah Pascasarjana Universitas Hasanuddin yang terdapat di bawah ini:</p> <p>Nama: Yudianto Ram Albi Nomor-Fakul: P1221181C Program Pendidikan: Magister (S2) Program Studi: Ilmu Katalisis</p> <p>Bersama ini melampirkan permohonan izin sebagai prasyarat penelitian tesis terkait dengan judul: "Pengaruh Perawatan Cerebral Vascular dan diet diet pada tikus (<i>Rattus Norvegicus</i>) terhadap status kadar homocystein dan hasil dengan asumsi"</p> <p>Selengkapnya dengan ini terlampir, mohon kiranya yang bersangkutan dibantu agar dapat melakukan penelitian di Universitas Tadulisan Tawang Rai dan Parkerson Katera Jember Papua.</p> <p>Demikian permohonan ini kami sampaikan, dengan hormat kami ucapkan terima kasih.</p>		
<p>di Tempat Wakil Dekan Bidang Akademik dan Pengembangan</p>  <p>W. Sidiqul Hudaib, ST., M.Ars., Ph.D NIP. 19630801199001001</p>		
<p>Terselamat Yth 1. Dekan UN Liris sebagai sponsor 2. Mahasiswa yang bersangkutan 3. Peringkat</p>		

Lampiran 4. Rekomendasi Penelitian Kesbangpol Papua



PEMERINTAH PROVINSI PAPUA
BADAN KESATUAN BANGSA DAN POLITIK
 J. Raja Awaia Muanit Erasa (RUM) Jayapura Sentor

REKOMENDASI PENELITIAN
 Nomor : 070 / JCL

a. Dasar Peraturan Menteri Dalam Negeri Nomor 7 Tahun 2014 Tentang Perubahan atas Peraturan Dalam Negeri Nomor 64 Tahun 2011 Tentang Pedoman Pelaksanaan Rekomendasi Penelitian

b. Merentang Surat Waki Dewan Akademik dan Kehasiswaan, Sekolah Pascasarjana Universitas Hasanudin, tanggal 01 Desember 2022. Perihal Permohonan Penelitian.

Gubernur Papua memberikan rekomendasi kepada:

a. Nama Obyek **YURMINTI RANTE ALLO**

b. Jabatan/Tempat **Peneliti Utama**

Untuk	1. Melakukan Survei	Dengan judul "Pengaruh Pemberian Cookies Yumi dari Daun Ubi Jalar Ungu (pomes Betatas L) Terhadap Status Kadar Hemoglobin Ibu Hamil Dengan Anemia".
	2. Lokasi Penelitian	Puskesmas Tanjung Ria, dan Puskesmas Kotaraja.
	3. Waktu/Lama Penelitian	Desember 2022 – Februari 2023
	4. Anggota Tim Peneliti	-
	5. Bidang Penelitian	Kesehatan

Setelah mempelajari surat yang diajukan dengan ini Pemerintah Provinsi Papua Tidak keberatan Memberikan Rekomendasi ke Survei dengan ketentuan sebagai berikut:

- Sebelum melaksanakan kegiatan agar terlebih dahulu berkoordinasi dengan instansi terkait termasuk aparat keamanan di Daerah.
- Menaati segala peraturan penunjang-undangan yang berlaku di dalam Negara Republik Indonesia serta menghormati tata tertib dan budaya masyarakat setempat.
- Menyampaikan Laporan atau data-data Penelitian kepada Pemerintah Daerah setempat dan juga kepada Pemerintah Provinsi Papua guna koordinasi dan kolaborasi yang baik.
- Tidak melakukan kegiatan lainnya kecuali dalam kerangka program penelitian sesuai rekomendasi.
- Memperhatikan dan menjaga kondisi masyarakat di daerah setempat dan apabila mendapat penyimpangan akan dandak sesuai dengan peraturan penunjang-undangan yang berlaku di dalam Negara Republik Indonesia.

Demikian rekomendasi ini dibuat untuk dipergunakan sebagaimana mestinya

Jayapura, 4 Desember 2022



MUSAHR, S. Soc, MPA
PEMBAKUTAMA BADIYA
 NP. 19860515 198610 1 022

Tembusan Titik:

- Gubernur Papua (sebagai laporan) di Jayapura;
- Pangdam XVI/Cendrawasih ut. As. Intel di Jayapura;
- Rajendra Papua ut. Di Intelektual di Jayapura;
- Kepala BAKPPEDA Provinsi Papua di Jayapura;
- Kepala Puskesmas Tanjung Ria di Jayapura;
- Kepala Puskesmas Kotaraja di Jayapura;
- Yang Berhubungan;

Lampiran 5. Keterangan Izin Penelitian Dinas Kesehatan Kota Jayapura

 <p>PEMERINTAH KOTA JAYAPURA DINAS KESEHATAN <small>Kantor Dinas Kesehatan Kota Jayapura Jalan Sateh Kota No. 1, Situng, Jayapura, PAPUA 99324 Telp. (0871) 521781 Fax No. (0871) 521781</small></p>	
Nomor : 440/11.695/SDK/2022 Lampa Perihal : Ijin Penelitian	Kepada : Yth. 1. Kepala Puskesmas Kotaraja 2. Kepala Puskesmas Tuting Wa di - Jayapura

Menindaklanjuti Surat dari Badan Kesehatan Bangsa Dan PBBG, Nomor : 070/1017, perihal Permohonan Ijin Penelitian di Puskesmas dengan isi kami sampaikan bahwa pada prinsipnya kami dapat memberikan ijin kepada mahasiswa an : Yurnini Rante Adu, Nomor Pokok : P102210801 untuk melaksanakan kegiatan ijin Penelitian berjudul "Pengaruh Pemberian Cookies Yurni Dari Bahan Ubi Jalar Ungu (Ipomea Batatas L.) Terhadap Status Kadar Hemoglobin Ibu Hamil Dengan Anemia"

Kegiatan tersebut dilaksanakan dengan ketentuan sebagai berikut :

1. Tidak mengganggu pelayanan Kesehatan Masyarakat di Puskesmas
2. Mematuhi ketentuan-prosedur yang telah ditetapkan oleh instansi Dinas Kesehatan Kota Jayapura provinsi Papua
3. Hasil dari kegiatan hanya untuk tujuan akademik (tidak dipublikasikan)
4. Menyediakan laporan hasil kegiatan kepada Dinas Kesehatan Kota Jayapura, atau ke Bidang SDK, sebanyak 1 (satu) eksemplar paling lambat satu bulan setelah selesai pelaksanaan
5. Kegiatan dimulai pada Desember 2022 - Februari 2023
6. Untuk pelaksanaannya dilaksanakan berdasarkan kesepakatan sendiri dengan Ustid terkait
7. Bersedia menanggung-tanggung hasil kegiatan sesuai ketentuan Dinas Kesehatan Kota Jayapura dengan waktu yang ditentukan kemudian berdasarkan kesepakatan bersama

Demiikian kami sampaikan atas perhatiannya diucapkan terima kasih,

Jayapura, 20 Desember 2022
 an. Kepala Dinas Kesehatan
 Kota Jayapura
KABID SDK


 dr. Dya D.A Ayomi
 Penata Tingkat I
 NIP. 19750831 200801 2 812

Lampiran 6. Keterangan Melaksanakan Penelitian dari PKM Kotaraja



PEMERINTAH KOTA JAYAPURA
DINAS KESEHATAN
PUSAT KESEHATAN MASYARAKAT KOTARAJA
 Jl Raya Abepura Kotaraja Telp (0967) 5185387
 E-mail : kotarajapusekesmas@gmail.com

SURAT KETERANGAN TELAH MELAKSANAKAN PENELITIAN
 Nomor : 445/002/PKM-KTRJ/2023

Yang bertanda tangan di bawah ini Kepala Puskesmas Kotaraja menyatakan bahwa

Nama	: YURMIANTI RANTE ALLO
NIM	: P102211001
Fakultas	: PASCASARJANA
Jurusan	: MAGISTER ILMU KEPERAWATAN
Universitas	: HASANUDDIN MAKASSAR

Telah melaksanakan penelitian di Puskesmas Kotaraja mengenai " **PENGARUH PEMBERIAN COOKIES YURMI DARI DAUN UBI JALAR UNGU (IPHOMOEA BATATAS L) TERHADAP STATUS KADAR HEMOGLOBIN IBU HAMIL DENGAN ANEMIA** " tanggal pengambilan data Desember 2022 – Februari 2023.

Demikian surat keterangan ini di buat untuk dipergunakan sebagaimana mestinya.

Jayapura, 03 Maret 2023

PK. Kepala Puskesmas Kotaraja



Mardiana V. A. J. Saway, SE
 NIP. 19671127 198803 2 010

Lampiran 7. Keterangan Melaksanakan Penelitian Dari PKM Tanjung Ria

	<p>PEMERINTAH KOTA JAYAPURA DINAS KESEHATAN PUSKESMAS TANJUNG RIA</p> <p><small>Ramal : Jln. Pasir Putih I Base D, Jayapura Telp. (0967) 922124 Email : puskesmas.tanjungria@gmail.com</small></p>	
---	--	---

SURAT KETERANGAN
 Nomor : 445/25/III/2023

Yang bertanda tangan di bawah ini, Kepala Puskesmas Tanjung Ria, menerangkan bahwa :

Nama	YURMIANTI RANTE ALLO
Tempat Tanggal Lahir	Samarinda, 25 April 1975
N I M	P102211001
Fakultas	Universitas Hassanudin Makassar
Jurusan	Kebidanan



Yang bersangkutan telah mengadakan penelitian di Puskesmas Tanjung Ria terhitung bulan Desember 2022 – Februari 2023, guna persusunan skripsi dengan judul " Pengaruh Pemberian Cookies Yurtin dan Daun Ubi Jalar Ungu (Ipomea Batatas L.) Terhadap Status Kadar Hemoglobin Ibu Hamil Dengan Anemia "

Demikian surat keterangan ini dibuat untuk dapat dipergunakan sebagaimana mestinya.

Jayapura, 03 Maret 2023


 Kepala Puskesmas Tanjung Ria
 dr. Martina S Randabunga
 Pembina
 NIP. 19651018 200003 2 002

Lampiran 8. Hasil Laboratorim Tepung Daun Ubi Jalar Ungu


KEMENTERIAN KESEHATAN RI
 DIREKTORAT JENDERAL PELAYANAN KESEHATAN
BALAI BESAR LABORATORIUM KESEHATAN MAKASSAR


Jl. Perintis Kemerdekaan KM.11 Tamalanrea Makassar 90245


LAPORAN HASIL UJI
Report of Analysis
No : 22021406 / LHU / BBLK-MKS / VIII / 2022

Nama Customer : YURMIANTI RANTE ALLO
Customer Name
Alamat : Pascasarjana Magister Kebidanan Unhas
Address
Jenis Sampel : Tepung Daun Ubi Ungu (*Ipomoea Batatas L. Leaves*)
Type of Sample (S)
No. Sampel : 22021406
No. Sample
Tanggal Penerimaan : 25 Agustus 2022
Received Date : August 25, 2022
Tanggal Pengujian : 25 Agustus s/d 19 September 2022
Test Date : August 25, 2022 to September 19, 2022

HASIL PEMERIKSAAN


No	Parameter	Satuan	Hasil Pemeriksaan	Spesifikasi Metode
No	Parameters	Units	Test Result	Method Specification
1	Besi (Fe)	µg/g	220,145	ICP - MS
2	Seng (Zn)	µg/g	19,949	ICP - MS
3	Tembaga (Cu)	µg/g	0,05	ICP - MS
4	Mangan (Mn)	µg/g	39,026	ICP - MS
5	Kalium (K)	µg/g	17865,56	AAS
6	Kalsium (Ca)	µg/g	2588,24	AAS
7	Magnesium (Mg)	µg/g	1648,39	AAS
8	Natrium (Na)	µg/g	3055,31	AAS
9	Phospor	µg/g	982,78	Spektrofotometrik
10	B. Karoten	µg/g	5858,29	Spektrofotometrik
11	Vit. C	µg/g	3008,45	Spektrofotometrik

Catatan : 1 Hasil uji ini berlaku untuk sampel yang diuji
Note The analytical result are only valid for the tested sample
2 Laporan hasil uji ini terdiri dari 1 halaman
The report of analysis consists of 1 page
3 Laporan hasil uji ini tidak boleh digandakan kecuali secara lengkap dan sesuai tertulis Laboratorium Pengujian Balai Besar Laboratorium Kesehatan Makassar
This report of analysis shall not be reproduced (copied) except for the completed one and with their written permission of the testing Laboratory Balai Besar Laboratorium Kesehatan Makassar.

Makassar, 20 September 2022
Sub Koordinator Labkesmas,

YURMIANTI RANTE NEGARA S.Farm
NIP. : 197504212000121002

DPIS 10 JAL/EBLH - Mks Rev 1, 15 Oktober 2012

Telp. 0411 586458, 586457, 586270, Fax. 0411 586270
Surat Elektronik : bblk_makassar@yahoo.com, bblk_mksr@gmail.com



Lampiran 9 . Hasil Laboratorium Cookies Y 1



KEMENTERIAN KESEHATAN RI

DIREKTORAT JENDERAL PELAYANAN KESEHATAN
BALAI BESAR LABORATORIUM KESEHATAN MAKASSAR

II, Perintis Kemerdekaan KM 11 Tana'bena Makassar 90245

LAPORAN HASIL UJI
Report of Analysis
No : 22027781 / LHLI / BBLK-MKS / X / 2022

Nama Customer	YURBANTI KANTE ALLO
Customer Name	
Arsipal	Universita Hasanudin Palauwapa Magister Ilmu Kesehatan
Address	
Jenis Sampel	Cookies
Type of Sample (G)	
No. Sampel	22027781
No. Sample	
Tanggal Penerimaan	25 Oktober 2022
Received Date	October 25, 2022
Tanggal Pengujian	25 Oktober and 4 November 2022
Test Date	October 25, 2022 to November 04, 2022

HASIL PEMERIKSAAN

No	Parameter	Satuan	Hasil Pemeriksaan	Spesifikasi Metode
No	Parameter	Unit	Test Result	Method Specification
1	Protein	%	6,73	Kjeldahl
2	Lemak	%	11,75	Gravimetri
3	Karbohidrat	%	40,44	Titrimetri
4	Wasser A	kg/g	398,33	Spektrofotometri
5	Wasser C	kg/g	38,72	Spektrofotometri
6	Protein	kg/g	2733,44	Spektrofotometri
7	Kadar	Har/100 g	258,68	

Catatan: 1. Hasil uji ini berlaku untuk sampel yang tertera.
 The analytical result are only valid for the tested sample.
 2. Laporan hasil uji ini berlaku untuk sampel yang tertera.
 The report of analysis is valid for the tested sample.
 3. Laporan hasil uji ini tidak dapat dipertanggung jawabkan secara legal dan resmi tanpa Laboratorium Fungsional Balai Besar Laboratorium Kesehatan Makassar.
 This report of analysis shall not be considered (accepted) except for the completed one and with their written permission of the testing laboratory Balai Besar Laboratorium Kesehatan Makassar.





Makassar, 11 November 2022
 Kepala Laboratorium Kesehatan
DR. H. KASTANGARA, S.Pd
 NIP. 19780421200121032

INFO: 0411 586458, 586457, 586278; Fax: 0411 586279
 Surat Elektronik: HBLK_makassar@yahoo.com, HBLK_mks@gmail.com



Lampiran 10. Hasil Laboratorium Cookies Y 2


KEMENTERIAN KESEHATAN RI
 DIREKTORAT JENDERAL PELAYANAN KESEHATAN
BALAI BESAR LABORATORIUM KESEHATAN MAKASSAR
Jl. Paratris Kerdasihidusa KM.11, Tamalaea, Makassar 90048


LAPORAN HASIL UJI
Report of Analysis
No : 22027761 / LHM / BBLK-MKS / X / 2022


Nama Customer : YURMIANTI RANTE ALLO
 Customer Name :
 Alamat : Universitas Hasanudin Pancasarjana Moggiar Ibra, Makassar
 Address :
 Jenis Sampel : Cookies
 Type of Sample (S) :
 No. Sampel : 22027761
 No. Sample :
 Tanggal Penerimaan : 25 Oktober 2022
 Received Date : October 25, 2022
 Tanggal Pengujian : 25 Oktober s.d 17 November 2022
 Test Date : October 26, 2022 to November 17, 2022

HASIL PEMERIKSAAN

NO.	PARAMETER	SATUAN	HASIL PEMERIKSAAN	SPEKIFIKASI METODE
1	Besi (Fe)	µg/g	18,03	ICP - MS
2	Kalsium (Ca)	µg/g	1672,78	AAS
3	Kalsium (Ca)	µg/g	254,87	AAS
4	Mangan (Mn)	µg/g	2,33	ICP - MS
5	Magnesium (Mg)	µg/g	973,98	AAS
6	Kobaltum (Ni)	µg/g	5211,61	AAS
7	Seng (Zn)	µg/g	16,79	ICP - MS
8	Tembaga (Cu)	µg/g	1,71	ICP - MS


Catatan:
 Note:

- 1 Hasil uji ini merupakan hasil uji awal.
The analytical result are only ratio for the tested sample.
- 2 Catatan hasil uji ini berlaku untuk 1 (satu) kali.
The report of analysis is valid for 1 (one) time.
- 3 Catatan hasil uji ini tidak boleh dipergunakan sebagai acuan legalitas dan untuk bukti Laboratorium Peringkat Dua. Ruang Laboratorium Kesehatan Makassar.
The report of analysis is not to be reproduced / copied / copied for the controlled test and with this without permission of the testing Laboratory Balai Besar Laboratorium Kesehatan Makassar.


 Makassar, 24 September 2022
 Sub Kepala Laboratorium
ARRAZ KABANEGERA, S.Parm
 NIP. 831904212000121002

FORM B1 BALAI BESAR - BBLK - Rev. 1, 16 Desember 2012

Telp. 0411 596456, 596457, 596270, Fax. 0411 596270
 Surel Elektronik : bblk_makassar@yahoo.com, bblk_mks@igmail.com



Lampiran 11. Informed Consent

71			
Lampiran 8. Informed Consent			
PERSETUJUAN RESPONDEN			
Saya yang bertandatangan di bawah ini:			
No. Responden	:		
Inisial	:		
Usia	:		
Alamat/No.telepon	:		
<p>Setelah mendengar, membaca dan memahami penjelasan yang diberikan oleh peneliti, maka saya bersedia menjadi responden pada penelitian yang dilakukan oleh Yurmianti Rante Allo yang berjudul " Pengaruh Pemberian Cookies Yumi Dari Daun Ubi Jalar Ungu Terhadap Status Kadar Hemoglobin Ibu Hamil Dengan Anemia"</p> <p>Saya menjadi responden karena keinginan saya sendiri tanpa paksaan dari pihak manapun dan saya akan menjawab seluruh pertanyaan yang berkaitan dengan penelitian ini dengan sejujur-jujurnya sesuai dengan kondisi dan perasaan saya yang sebenarnya.</p> <p>Adapun data yang diperoleh dalam penelitian ini yang bersumber dari saya sebagai responden, dapat di publikasikan dengan tidak akan mencantumkan nama kecuali nomor responden.</p>			
	Nama	Tanda Tangan	Tgl/Bln/thn
Responden	:
Saksi I	:
Saksi II	:
Penanggung Jawab Penelitian			
Nama	:	Yurmianti Rante Allo	
Alamat	:	APO Kali Jln Kabupaten II RT 02 RW 04 Kel. Bayangkara Jayapura	
No.HP	:	081344586766	

Lampiran 12. Pengambilan Sampel

PENGAMBILAN SAMPEL SECARA SISTEMATIK RANDOM SAMPLING											
	1	4	7	10	13	16	19	22	25	28	31
1. Yumi Cookies	34	37	40	43	46	49	52	55	58	61	64
	67	70	73	76	79	82	85	88	91	94	97
	2	5	8	11	14	17	20	23	26	29	32
2. Yumi Cookies plus SF	35	38	41	44	47	50	53	56	59	62	65
	68	71	74	77	80	83	86	89	92	95	98
	3	6	9	12	15	18	21	24	27	30	33
3. SF	36	39	42	45	48	51	54	57	60	63	66
	69	72	75	78	81	84	87	90	93	96	99

Lampiran 13. Lembar Kuesioner

Lampiran 8. Kuesioner Penelitian

KUESIONER PENELITIAN

Nomor Responden :

Tanggal :

I. Identitas Responden

1. Nama
2. Alamat :
3. Umur :
4. Pendidikan : 1. SD 2. SMP 3. SMA 4. PT
5. Pekerjaan : 1. IRT 2. PNS 3 Swasta
6. Penghasilan /bulan (suami/isteri): 1. < 1 Juta 2. 1 juta – 2 juta
3. 2 juta – 3 juta 4. >3 juta
7. Saat ini sedang hamil ke : 1. Pertama 2. Kedua 3. > Kedua

II. Penapisan

1. Apakah pernah perdarahan ? 1. Ya
2. Tidak
2. Apakah sedang hamil kembar ? 1. Ya
2. Tidak
3. Apakah dalam sebulan ini pernah sakit ? 1. Ya
2. Tidak
4. Apakah pernah mendapat tablet tambah darah ? 1. Ya
2. Tidak
5. Apakah ibu tahu manfaat tablet tambah darah ? 1. Ya
2. Tidak
6. Bila Ya, apa manfaatnya ? 1 Menambah nafsu makan
2. Membuat ibu dan bayi sehat
7. Usia kehamilan sekarang 1. Trimester I dan II
2. Trimester III
8. Pemeriksaan kehamilan 1. Teratur
2. Tidak teratur

Lampiran 15. Lembar Observasi Kelompok Cookies Y Dan SF




KARTU KONTROL YURMI COOKIES



NO.RESPONDEN :

UMUR :

ALAMAT:

NAMA INISIAL :

PARITAS:

NO.HP :

PENDIDIKAN :

PEKERJAAN :

TGL/MINGGU:

WAKTU	SN	SL	RB	KM	JM	SA	MG
PAGI	<input type="checkbox"/>	<input type="checkbox"/>	<input type="checkbox"/>	<input type="checkbox"/>	<input type="checkbox"/>	<input type="checkbox"/>	<input type="checkbox"/>
SIANG	<input type="checkbox"/>	<input type="checkbox"/>	<input type="checkbox"/>	<input type="checkbox"/>	<input type="checkbox"/>	<input type="checkbox"/>	<input type="checkbox"/>
MALAM	<input type="checkbox"/>	<input type="checkbox"/>	<input type="checkbox"/>	<input type="checkbox"/>	<input type="checkbox"/>	<input type="checkbox"/>	<input type="checkbox"/>
PAGI	<input type="checkbox"/>	<input type="checkbox"/>	<input type="checkbox"/>	<input type="checkbox"/>	<input type="checkbox"/>	<input type="checkbox"/>	<input type="checkbox"/>
SIANG	<input type="checkbox"/>	<input type="checkbox"/>	<input type="checkbox"/>	<input type="checkbox"/>	<input type="checkbox"/>	<input type="checkbox"/>	<input type="checkbox"/>
MALAM	<input type="checkbox"/>	<input type="checkbox"/>	<input type="checkbox"/>	<input type="checkbox"/>	<input type="checkbox"/>	<input type="checkbox"/>	<input type="checkbox"/>
PAGI	<input type="checkbox"/>	<input type="checkbox"/>	<input type="checkbox"/>	<input type="checkbox"/>	<input type="checkbox"/>	<input type="checkbox"/>	<input type="checkbox"/>
SIANG	<input type="checkbox"/>	<input type="checkbox"/>	<input type="checkbox"/>	<input type="checkbox"/>	<input type="checkbox"/>	<input type="checkbox"/>	<input type="checkbox"/>
MALAM	<input type="checkbox"/>	<input type="checkbox"/>	<input type="checkbox"/>	<input type="checkbox"/>	<input type="checkbox"/>	<input type="checkbox"/>	<input type="checkbox"/>
PAGI	<input type="checkbox"/>	<input type="checkbox"/>	<input type="checkbox"/>	<input type="checkbox"/>	<input type="checkbox"/>	<input type="checkbox"/>	<input type="checkbox"/>
SIANG	<input type="checkbox"/>	<input type="checkbox"/>	<input type="checkbox"/>	<input type="checkbox"/>	<input type="checkbox"/>	<input type="checkbox"/>	<input type="checkbox"/>
MALAM	<input type="checkbox"/>	<input type="checkbox"/>	<input type="checkbox"/>	<input type="checkbox"/>	<input type="checkbox"/>	<input type="checkbox"/>	<input type="checkbox"/>
PAGI	<input type="checkbox"/>	<input type="checkbox"/>	<input type="checkbox"/>	<input type="checkbox"/>	<input type="checkbox"/>	<input type="checkbox"/>	<input type="checkbox"/>



Lampiran 17. Kartu Kontrol Kelompok Intervensi Tablet SF

KARTU KONTROL TABLET SF

NO RESPONDEN: UMUR: ALAMAT:

NAMA INISIAL: PARITAS: NO.HP:

PENDIDIKAN: PEKERJAAN: TGL/MINGGU:

WAKTU	SA	SE	BB	KM	SM	SA	MC
PAGI							
SIANG							
MALAM							
PAGI							
SIANG							
MALAM							
PAGI							
SIANG							
MALAM							
PAGI							
SIANG							
MALAM							
PAGI							

Lampiran 18. Data Kelompok Intervensi Cookies Y

KELOMPOK INTERVENSI "COOKIES Y"														KADAR HEMOGLOBIN		
NO	USIA	KODE	ALAMAT	KODE	PENDIDIKA	KODE	PEKERJAA	KODE	PENGHASILA	KODE	GRAVID	KODE	PRE	POST	GAIN SCORE	
1	22	2	Tanjung Ria	1	SMA	3	IRT	1	1.000.000	2	G1P010	1	9,7	13,1	3,4	
4	30	2	Tanjung Ria	1	SMA	3	IRT	1	1.500.000	2	G3P2A0	2	8,4	12,2	3,8	
7	34	2	Tanjung Ria	1	SMA	3	PNS	2	3.400.000	3	G2P0A1	2	9,1	13,2	4,1	
10	19	1	Tanjung Ria	1	SMA	3	IRT	1	2.500.000	3	G1P0A0	1	10,9	12	1,1	
13	28	2	Tanjung Ria	1	SMA	3	IRT	1	2.800.000	3	G3P2A0	2	9,7	12,4	2,7	
16	21	2	Tanjung Ria	1	SMA	3	IRT	1	2.000.000	2	G2P1A0	2	10,9	13	2,1	
19	32	2	Tanjung Ria	1	SMA	3	IRT	1	950.000	1	G2P1A0	2	10,8	14,5	3,7	
22	29	2	Tanjung Ria	1	SMA	3	IRT	1	850.000	1	G3P2A0	2	8,6	12,3	3,7	
25	19	1	Kotaraja	2	SMA	3	IRT	1	3.500.000	3	G2P1A0	2	9,8	13	3,2	
28	23	2	Tanjung Ria	1	SMA	3	IRT	1	2.000.000	2	G4P3A0	2	7,8	12,2	4,4	
31	38	3	Tanjung Ria	1	SD	1	IRT	1	1.000.000	2	G5P3A1	3	6,8	14,1	7,3	
34	20	2	Tanjung Ria	1	SMA	3	IRT	1	2.000.000	2	G2P1A0	2	8,4	13	4,6	
37	26	2	Kotajara	2	SMA	3	IRT	1	3.700.000	3	G2P1A0	2	8,1	14,5	6,4	
40	32	2	Tanjung Ria	1	SD	1	IRT	1	900.000	1	G1P0A0	2	9,8	13,7	3,9	
43	32	2	Tanjung Ria	1	SD	1	IRT	1	1.000.000	2	G4P1A2	2	10,9	13,7	2,8	
46	42	3	Tanjung Ria	1	SMP	2	IRT	1	700.000	1	G7P6A0	3	10,3	13,3	3	
49	36	3	Tanjung Ria	1	SMA	3	IRT	1	2.000.000	2	G2P1A0	2	10,9	14,7	3,8	
52	34	2	Tanjung Ria	1	PT	4	IRT	1	2.800.000	3	G3P0A2	2	10,3	12,7	2,4	
55	30	2	Kotaraja	2	SMA	3	IRT	1	3.000.000	3	G1P0A0	1	10,2	12,3	2,1	
58	27	2	Tanjung Ria	1	SMA	3	SWASTA	3	1.600.000	2	G2P0A1	2	9	13,1	4,1	
61	27	2	Kotaraja	2	PT	4	IRT	1	800.000	1	G1P0A0	1	10,7	13,5	2,8	
64	19	1	Tanjung Ria	1	SD	1	IRT	1	900.000	1	G2P1A0	2	10,6	13,5	2,9	
67	19	1	Tanjung Ria	1	SMA	3	IRT	1	800.000	1	G1P0A0	1	10,2	12,7	2,5	
70	26	2	Tanjung Ria	1	PT	4	IRT	1	1.850.000	2	G5P4A0	3	10,5	14	3,5	
73	34	2	Tanjung Ria	1	SMA	3	IRT	1	900.000	1	G2P1A0	2	9	13,6	4,6	
76	30	2	Kotaraja	2	SMP	2	IRT	1	2.200.000	2	G3P2A0	3	9,1	13,6	4,5	
79	32	2	Tanjung Ria	1	SMA	3	PNS	2	3.000.000	3	G4P3A0	2	10,3	14,2	3,9	
82	21	2	Tanjung Ria	1	SMP	2	IRT	1	2.000.000	2	G1P0A0	1	9,4	14	4,6	
85	34	2	Kotaraja	2	SMA	3	IRT	1	1.900.000	1	G4P3A0	3	8,6	14,5	5,9	
88	37	3	Kotaraja	2	SMP	2	SWASTA	3	2.500.000	2	G4P3A0	2	10,8	14,6	3,8	
91	30	2	Kotaraja	2	SMA	3	IRT	1	2.200.000	3	G4P2A1	2	9	13,4	4,4	
94	27	2	Tanjung Ria	1	SD	1	IRT	1	750.000	1	G2P1A0	2	9,8	14,1	4,3	

Lampiran 19. Data Kelompok Intervensi Cookies Y+SF

KELOMPOK INTERVENSI "COOKIES Y + SULFAS FEROSIS"														HEMOGLOBIN		
NO	USIA	KODE	ALAMAT	KODE	PENDIDIKA	KODE	PEKERJAAN	KODE	PENGHASILAN	KODE	GRAVIDA	KODE	PRE	POST	GAIN SCORE	
2	27	2	Kotaraja	2	SMP	2	IRT	1	1.000.000	1	G3P2A0	2	9,7	12,5	2,8	
5	21	2	Kotaraja	2	PT	4	IRT	1	2.500.000	3	G1P0A0	1	10,3	14,4	4,1	
8	27	2	Kotaraja	2	SD	1	IRT	1	900.000	1	G3P1A0	2	9,1	13,4	4,3	
11	34	2	Kotaraja	2	PT	4	SWASTA	3	3.700.000	3	G2P1A0	2	10,4	15,1	4,7	
14	17	1	Kotaraja	2	SMA	3	IRT	1	950.000	1	G2P1A0	2	9,8	12,7	2,9	
17	24	2	Kotaraja	2	SMA	3	IRT	1	970.000	1	G1P0A0	1	10	14,9	4,9	
20	19	1	Kotaraja	2	SMA	3	IRT	2	3.600.000	3	G1P0A0	1	10,9	14,7	3,8	
23	28	2	Kotaraja	2	PT	4	SWASTA	3	3.600.000	3	G1P0A0	1	10,8	12,1	1,3	
26	18	1	Tanjung Ria	1	SMP	2	IRT	1	950.000	1	G2P1A0	2	8	12,1	4,1	
29	28	2	Tanjung Ria	1	PT	4	PNS	2	3.000.000	3	G1P0A0	1	10,9	13,2	2,3	
32	23	2	Kotajara	2	SMA	3	IRT	1	2.000.000	2	G1P0A0	1	9,5	12,2	2,7	
35	32	2	Tanjung Ria	1	SMA	3	IRT	1	2.300.000	3	G3P2A0	2	9,9	12	2,1	
38	26	2	Kotajara	2	PT	4	PNS	1	3.400.000	3	G1P0A0	1	10,2	12,1	1,9	
41	19	1	Kotajara	2	SMA	3	IRT	1	900.000	1	G1P0A0	1	10,4	14,6	4,2	
44	30	2	Kotajara	2	PT	4	IRT	1	3.200.000	3	G4P3A0	2	10,3	12,6	2,3	
47	37	3	Kotaraja	2	SMP	2	IRT	1	2.000.000	2	G5P4A0	3	9,7	14,1	4,4	
50	33	2	Kotaraja	2	PT	4	PNS	2	3.000.000	3	G3P2A0	2	10,4	14,6	4,2	
53	34	2	Kotaraja	2	PT	4	IRT	1	950.000	1	G2P1A0	2	9,9	12,5	2,6	
56	34	2	Tanjung Ria	1	PT	4	PNS	2	3.700.000	3	G2P1A0	2	10,9	12,1	1,2	
59	21	2	Tanjung Ria	1	SD	1	IRT	1	1.100.000	2	G5P3A1	3	9,5	12,7	3,2	
62	34	2	Tanjung Ria	1	SMP	2	IRT	1	2.600.000	3	G2P1A0	2	10,5	14,2	3,7	
65	31	2	Kotaraja	2	SMA	3	SWASTA	3	2.000.000	2	G2P1A0	2	10,9	12,4	1,5	
68	34	2	Tanjung Ria	1	SMP	2	IRT	1	2.400.000	3	G3P2A0	2	10,3	12,9	2,6	
71	31	2	Kotaraja	2	SD	1	IRT	1	957.000	1	G5P4A0	3	10	14	4	
74	19	1	Kotaraja	2	SD	1	IRT	1	900.000	1	G1P0A0	1	10,8	13	2,2	
77	23	2	Tanjung Ria	1	SMA	3	IRT	1	1.550.000	2	G3P2A0	2	10,9	14,2	3,3	
80	38	3	Kotaraja	2	SMP	2	SWASTA	3	2.700.000	2	G4P3A0	2	9,8	13,2	3,4	
83	25	2	Kotaraja	2	SMA	3	SWASTA	3	3.000.000	2	G2P1A0	2	10,8	12,4	1,6	
86	27	2	Kotaraja	2	PT	4	IRT	1	2.000.000	2	G1P0A0	1	8,5	13,5	5	
89	27	2	Kotaraja	2	SMP	2	IRT	1	2.000.000	2	G2P1A0	2	10,9	12,5	1,6	
92	36	3	Tanjung Ria	1	SMP	2	IRT	1	1.500.000	2	G1P0A0	1	10	14	4	
95	27	2	Kotaraja	2	SD	1	IRT	1	900.000	1	G1P0A0	1	7,7	13,2	5,5	

Lampiran 20. Data Kelompok Intervensi Tablet SF

KELOMPOK INTERVENSI "SULFAS FEROSIS"													KADAR HEMOGLOBIN		
NO	USIA	KODE	ALAMAT	KODE	PENDIDIKAN	KODE	PEKERJAA	KODE	PENGHASIL	KODE	GRAVIDA	KODE	PRE	POST	GAIN SCORE
3	23	2	Kotaraja	2	SMA	3	IRT	1	3.750.000	3	G2P1A0	2	10,9	11,6	0,7
6	24	2	Kotaraja	2	SMA	3	IRT	1	2.500.000	3	G2P1A0	2	10,8	12,6	1,8
9	24	2	Tanjung Ria	1	SMA	3	IRT	1	2.400.000	3	G1P0A0	1	10,2	12	1,8
12	39	3	Tanjung Ria	1	SMA	3	IRT	2	2.000.000	2	G4P3A0	2	10,6	12	1,4
15	27	2	Tanjung Ria	1	SMA	3	IRT	1	2.300.000	3	G2P1A0	2	10,7	12,6	1,9
18	32	2	Tanjung Ria	1	PT	4	SWASTA	3	3.400.000	3	G2P1A0	2	10,9	11,9	1
21	29	2	Tanjung Ria	1	SMA	3	IRT	1	900.000	1	G2P1A0	2	10,4	12,9	2,5
24	24	2	Tanjung Ria	1	SMA	3	IRT	1	2.000.000	2	G4P3A0	2	10,9	12,3	1,4
27	30	2	Tanjung Ria	1	SMA	3	IRT	1	2.000.000	2	G2P1A0	2	10,1	12,1	2
30	29	2	Kotajara	2	PT	4	IRT	1	850.000	1	G3P2A0	2	10,3	12,7	2,4
33	38	3	Kotajara	2	SMP	2	IRT	1	2.000.000	2	G4P3A0	2	10,7	11,9	1,2
36	29	2	Kotajara	2	SMP	2	SWASTA	3	2.000.000	2	G1P0A0	1	10,9	12	1,1
39	37	3	Kotajara	2	SMA	3	IRT	1	1.800.000	2	G3P2A0	2	10,8	11,2	0,4
42	26	2	Kotajara	2	SMP	2	SWASTA	3	2.300.000	3	G3P2A0	2	10,3	11,2	0,9
45	18	1	Kotajara	2	SMA	3	IRT	1	1.800.000	2	G2P1A0	2	10,2	11,1	0,9
48	32	2	Tanjung Ria	1	SMP	2	IRT	1	2.200.000	3	G2P1A0	2	9,6	10,2	0,6
51	21	2	Tanjung Ria	1	SMA	3	IRT	1	2.300.000	3	G1P0A0	1	10,8	9,4	-1,4
54	36	3	Kotaraja	2	SMA	3	SWASTA	3	3.500.000	3	G1P0A0	1	10,9	12,1	1,2
57	19	1	Kotaraja	2	SMP	2	IRT	1	1.000.000	2	G1P0A0	1	10,8	10,8	0
60	20	2	Kotaraja	2	SMA	3	IRT	1	1.900.000	2	G2P1A0	2	10,7	12,3	1,6
63	29	2	Kotaraja	2	SMA	3	IRT	1	2.700.000	3	G1P0A0	1	9,8	11,7	1,9
66	41	3	Kotaraja	2	SMP	2	IRT	1	1.300.000	2	G7P6A0	3	10,7	10,3	-0,4
69	26	2	Kotaraja	2	SMP	2	IRT	1	2.500.000	2	G2P1A0	2	10,6	11,5	0,9
72	18	1	Kotaraja	2	SMP	2	IRT	1	1.500.000	1	G1P0A0	1	10	12	2
75	27	2	Kotaraja	2	SMP	2	IRT	1	2.000.000	2	G2P1A0	2	10,7	12	1,3
78	34	2	Kotaraja	2	SD	1	IRT	1	1.800.000	1	G3P2A0	2	9,4	12,7	3,3
81	37	3	Kotaraja	2	SMA	3	IRT	1	2.000.000	2	G4P2A1	2	10	11	1
84	36	2	Kotaraja	2	SD	1	IRT	1	800.000	1	G3P2A0	2	10,3	8,9	-1,4
87	19	1	Kotaraja	2	SMP	2	IRT	1	900.000	1	G1P0A0	1	8,9	11	2,1
90	18	1	Kotaraja	2	SD	1	IRT	1	1.100.000	1	G2P1A0	2	9,3	10,3	1
93	22	2	Kotaraja	2	SMA	3	IRT	1	2.300.000	3	G1P0A0	1	9,3	10,1	0,8
96	20	2	Kotaraja	2	SMP	2	IRT	1	1.900.000	1	G1P0A0	1	10,9	9,6	-1,3

Lampiran 21. Proses Pembuatan Tepung Daun Ubi Jalar Ungu




Lampiran 22. Bahan-Bahan Cookies Y



Lampiran 23. Alat-Alat Pembuatan Cookies Y



Lampiran 24. Dokumentai Penelitian









Kadar Hb Posttest





Bidan Puskesmas Kotaraia



Bidan Puskesmas