

DAFTAR PUSTAKA

- Adzima, A. F., Neswati, R., Laban, S., Jayadi, M., Anshori, M. F., Mubarak, H., ... & Mallarangen, A. D. (2022). Drone-Based Vegetation Index Analysis to Estimated Nitrogen Content on The Rice Plantations. *Jurnal Agritechno*, 132-140.
- Ahmed, K. R., & Akter, S. (2017). Analysis of landcover change in southwest Bengal delta due to floods by NDVI, NDWI and K-means cluster with Landsat multi-spectral surface reflectance satellite data. *Remote Sensing Applications: Society and Environment*, 8, 168-181.
- Ambarita, Y., Hariyono, D., dan Aini, N. 2017. Aplikasi Pupuk NPK dan Urea pada Padi (*Oryza sativa* L.) Sistem Ratun. *Jurnal Produksi Tanaman*, 5 (7): 1228-1234.
- Ardiansyah, R., & Jaya, R. (2021). Respon Pertumbuhan dan Produktivitas Dua Varietas Padi (*Oryza sativa* L.) pada Sistem Tanam Mekanis dan Manual. *Jurnal Agronomi Indonesia (Indonesian Journal of Agronomy)*, 49(2), 147-153.
- Ariani, D., Prasetyo, Y., & Sasmito, B. (2019). Estimasi tingkat produktivitas padi berdasarkan algoritma NDVI, EVI dan SAVI menggunakan citra Sentinel-2 multitemporal (Studi kasus: Kabupaten Pekalongan, Jawa Tengah). *Jurnal Geodesi Undip*, 9(1), 207-216.
- Asaari, Mohd Shahrime Mohd et al. 2019. Analysis of Hyperspectral Images for Detection of Drought Stress and Recovery in Maize Plants in a High-Throughput Phenotyping Platform. *Computers and Electronics in Agriculture* 162(March): 749–58.
- Badan Pusat Statistik, 2021. Luas Panen, Produksi, Produktivitas Padi Menurut Provinsi 2019-2021.
- Baloch, A. W., Bhatti, S. M., Baloch, M., Jogi, Q. D., & Kandhro, M. N. 2016. Correlation analysis of various metric traits with grain yield and heritability estimation in rice genotypes. *Pakistan Journal of Agriculture, Agricultural Engineering and Veterinary Sciences*, 32(2), 136-142.
- Bokaria, K. (2015). Important of System of Rice Intensification Method for Mitigation of Arsenic in Rice. *International Journal of Advances Research*, 3(5), 1398-1409.
- Cahyaningtyas, A. (2017). *Evaluasi dampak perubahan iklim terhadap produktivitas padi (Oryza sativa L.) di Kabupaten Gresik* (Doctoral dissertation, Universitas Brawijaya).

- Chemura, A., Mutanga, O., & Dube, T. 2017. Integrating age in the detection and mapping of incongruous patches in coffee (*Coffea arabica*) plantations using multi-temporal Landsat 8 NDVI anomalies. *International Journal of Applied Earth Observation and Geoinformation*, 57, 1-13.
- Dadang, A., Tasliah, T., & Prasetyono, J. 2013. Seleksi dan Konfirmasi Alel Gen-gen Hd pada Padi Berumur Genjah dan Produktivitas Tinggi Persilangan Code x Nipponbare.
- Donggulo, C. V., Lapanjang, I. M., & Made, U. 2017. Pertumbuhan dan hasil tanaman padi (*Oryza sativa* L) pada berbagai pola jajar legowo dan jarak tanam. *Agroland: Jurnal Ilmu-ilmu Pertanian*, 24(1), 27-35.
- Ekowati, D., & Nasir, M. 2011. Pertumbuhan Tanaman Jagung (*Zea Mays*, L.) Varietas Bisi-2 Pada Pasir Reject Dan Pasir Asli Di Pantai Trisik Kulonprogo (the Growth of Maize Crop (*Zea Mays* L.) Bisi-2 Variety on Rejected and Non Rejected Sand at Pantai Trisik Kulon Progo). *Jurnal Manusia dan Lingkungan*, 18(3), 220-231.
- Faizal, A., Amran, M. A. 2005. Model transformasi indeks vegetasi yang efektif untuk prediksi kerapatan mangrove rhizophora mukronata. Dalam *Proceeding Pertemuan Ilmiah Tahunan MAPIN XIV*, 14-15 September. Surabaya: Institut Teknologi Sepuluh Nopember.
- Fang, J., Zhang, F., Wang, H., Wang, W., Zhao, F., Li, Z., ... & Chu, C. (2019). Efc-d locus shortens rice maturity duration without yield penalty. *Proceedings of the National Academy of Sciences*, 116(37), 18717-18722.
- Fernández, et.al. 2016. Analysis of Landslide Evolution Affecting Olive Groves Using UAV and Photogrammetric Techniques. Switzerland: *Jurnal remote sensing*. 8, 837.
- Fitriana, A., Mulyono, M., & Hairunnas, H. 2022. Akibat Dosis Pupuk Npk dan Pupuk Bokashi Terhadap Pertumbuhan dan Hasil Tanaman Padi (*Oryza sativa* L.). *Jurnal Ilmu Pertanian dan Perkebunan*, 4(1), 13-24.
- Gardner, F. P., Pearce, R. B., & Mitchell, R. L. (1991). Fisiologi tanaman budidaya.
- Hartatik, W., & Widowati, L. R. 2015. Pengaruh pupuk majemuk NPKS dan NPK terhadap pertumbuhan dan hasil padi sawah pada Inceptisol.
- Herdiyanti, T. (2015). *Tanggap 3 Varietas Padi Sawah Terhadap Pembenaman Jerami Dan Pengurangan Dosis Pupuk Npk Pada Musim Tanam Ketujuh* (Doctoral dissertation, Bogor Agricultural University (IPB)).
- Hermanto, R., Syukur, M., & . W. 2017. Pendugaan ragam genetik dan heritabilitas karakter hasil dan komponen hasil tomat (*Lycopersicum esculentum* Mill.) di dua lokasi. *Jurnal Hortikultura Indonesia*, 8(1), 31-38.

- Ina, H. 2007. *Bercocok Tanam Padi*. Jakarta : Azka Mulia Media.
- Istiqomah, I., Kusumawati, D. E., Serdani, A. D., & Choliq, F. A. (2022). Pemanfaatan Limbah Jerami, Sekam, Dan Urine Sapi Sebagai Pupuk Organik Untuk Meningkatkan Pertumbuhan Dan Produksi Padi. *VIABEL: Jurnal Ilmiah Ilmu-Ilmu Pertanian*, 16(2), 101-113.
- Kaya, E. (2018). Pengaruh kompos jerami dan pupuk NPK terhadap N-tersedia tanah, serapan-N, pertumbuhan, dan hasil padi sawah (*Oryza Sativa* L). *Agrologia*, 2(1).
- Kim, S.L., Kim, N., Lee, E., Cheon, K-S., Kim, M., Baek, J.H., Choi, I., Ji, H., Yoon, I.S., Jung, K-H., Kwon, T-R., Kim, K-H. 2020. High-throughput phenotyping platform for analyzing drought tolerance in rice. *Planta*. 252:38.
- Kristamtini, K., Jl, B. P. T. P. Y., & Wedomartani, N. (2016). Kemajuan genetik dan heritabilitas karakter agronomi padi beras hitam pada populasi F2.
- Masniawati, A., Joko, T., & Abdullah, A. Pemuliaan Tanaman Padi Aromatik Lokal Kabupaten Enrekang Sulawesi Selatan. *Sainsmat: Jurnal Ilmiah Ilmu Pengetahuan Alam*, 4(2).
- Nasaruddin dan Yunus, M. 2012. *Nutrisi Tanaman*. Makassar: Masagena Press.
- Parmila, P., Purba, J. H., & Suprami, L. (2019). Pengaruh dosis pupuk petrogenik dan kalium terhadap pertumbuhan dan hasil semangka (*Citrulus vulgaris* SCARD). *Agro Bali: Agricultural Journal*, 2(1), 37-45.
- Perdhana, F., & Noviana, I. 2022. Keragaan Agronomis Vub Padi Spesifik Lokasi Di Kabupaten Sukabumi. In *Prosiding Seminar Nasional Hasil Penelitian Agribisnis* (Vol. 6, No. 1, pp. 241-247).
- Poehlman, J.M., & Sleeper, D.A. 1995. *Breeding Field Crops*. 4th ed. Iowa State University press, Ames Iowa 50014, USA. 494 Pp.
- Purba R., dan G. Yuti. 2017. Keragaan Hasil dan Keuntungan Usahatani Padi dengan Introduksi Varietas Unggul di Provinsi Banten. *Ilmu Pertanian Indonesia*. 22(1): 13-19.
- Purba, J. H., Parmila, I. P. dan Sari, K. K. 2018. 'Pengaruh Pupuk Kandang Sapi Dan Jarak Tanam Terhadap Pertumbuhan Dan Hasil Kedelai (*Glycine Max* L. Merrill) Varietas Edamame', *Agro Bali: Agricultural Journal*, 1(2), 69–81. doi: 10.37637/ ab.v1i2.308.
- Pusat Penelitian Tanah dan Agroklimat. 2000. *Estimasi Produksi Padi Sawah melalui Analisis Citra Satelit*. Bogor (ID): Pusat Penelitian Tanah dan Agroklimat

- Qibtiyah, M., & Anam, C. (2019). Kajian Macam Varietas dan Produk Olahan Sekam Terhadap Pertumbuhan dan Produksi Tanaman Padi (*Oryza Sativa* L.). *JURNAL PERTANIAN CEMARA*, 16(2), 26-33.
- Riadi, M., R. Sjahril, N. Kasim, and R.H. Diarjo. 2018. Heritability and Path Coefficient Analysis for Important Characters of Yield Component Related to Grain Yield in M4 Red Rice Mutant. IOP Conf. Series: *Earth and Environmental Science*. 157: (1-5).
- Ritonga, A. M. (2023). Peranan Pemberian Pupuk NPK dan Paclobutrazol Pada Produksi Padi Sawah (*Oryza sativa* L.) Dalam Kondisi Cekaman Naungan. *Jurnal Ilmiah Mahasiswa Pertanian [JIMTANI]*, 3(2), 129-141.
- Shrestha, J., M. Kandel, S. Subedi, and K. K. Shah. 2020. Role of Nutrients in Rice (*Oryza Sativa* L.): A Review. *Agrica* 9(53): 53–62.
- Soepardi, G. 1983. Sifat dan Ciri Tanah. Jurusan Ilmu Tanah Fakultas Pertanian IPB. Bogor.
- Soepriyanto, S., Sulistyawati, S., & Purnamasari, R. T. (2021). Pengaruh Pemberian Berbagai Jenis Pupuk Nitrogen Terhadap Jumlah Klorofildaun Kacang Tanah (*Arachis Hypogaea* L.). *Jurnal Agroteknologi Merdeka Pasuruan*, 5(1).
- Vitasari, W., Daniel, Munir, A. 2017. Pendugaan Produksi dan Indeks Vegetasi Tanmaan Padi Menggunakan Data Citra Platform Unmanned Aerial Vehicle (UAV) Dan Data Citra Satelit Landsat 8. *Jurnal AgriTechno*, Vol 10(2): 203-216.
- Walter A, Finger R, Huber R, Buchmann N. 2017. Smart farming is key to developing sustainable agriculture. *Proc Natl Acad Sci U S A*. 114(24): 6148–6150. doi:10.1073/pnas.1707462 114.
- Wardana, R., & Hariyati, I. (2016). Optimalisasi jumlah anakan produktif padi dengan pengairan macak-macak serta penambahan pupuk P dan K. *Prosiding*.

LAMPIRAN

Tabel Lampiran 1a. Rata-rata hasil pengamatan tinggi tanaman (cm) pada berbagai paket pemupukan dan varietas

| PU | AP | Ulangan | | | Total | Rataan |
|------------------|----|---------|---------|---------|---------|--------|
| | | U1 | U2 | U3 | | |
| P1 | V1 | 104.33 | 109.67 | 99.00 | 313.00 | 104.33 |
| | V2 | 93.67 | 95.67 | 94.33 | 283.67 | 94.56 |
| | V3 | 104.33 | 105.67 | 104.00 | 314.00 | 104.67 |
| | V4 | 102.00 | 102.67 | 99.67 | 304.33 | 101.44 |
| | V5 | 107.33 | 110.33 | 100.33 | 318.00 | 106.00 |
| | V6 | 97.33 | 94.00 | 103.00 | 294.33 | 98.11 |
| Sub Total | | 609.00 | 618.00 | 600.33 | 1827.33 | 609.11 |
| P2 | V1 | 105.00 | 109.33 | 102.00 | 316.33 | 105.44 |
| | V2 | 98.00 | 105.00 | 97.00 | 300.00 | 100.00 |
| | V3 | 109.00 | 111.00 | 101.67 | 321.67 | 107.22 |
| | V4 | 100.67 | 97.00 | 99.67 | 297.33 | 99.11 |
| | V5 | 97.00 | 97.33 | 97.33 | 291.67 | 97.22 |
| | V6 | 104.00 | 98.33 | 104.00 | 306.33 | 102.11 |
| Sub Total | | 613.67 | 618.00 | 601.67 | 1833.33 | 611.11 |
| P3 | V1 | 90.67 | 93.00 | 94.67 | 278.33 | 92.78 |
| | V2 | 92.67 | 87.00 | 95.33 | 275.00 | 91.67 |
| | V3 | 99.33 | 95.33 | 101.33 | 296.00 | 98.67 |
| | V4 | 107.00 | 100.67 | 102.67 | 310.33 | 103.44 |
| | V5 | 89.50 | 83.33 | 96.67 | 269.50 | 89.83 |
| | V6 | 100.67 | 100.33 | 99.33 | 300.33 | 100.11 |
| Sub Total | | 579.83 | 559.67 | 590.00 | 1729.50 | 576.50 |
| Total | | 1802.50 | 1795.67 | 1792.00 | 5390.17 | 99.82 |
| Rataan | | 151.26 | 151.58 | 149.70 | 5390.17 | |

Tabel Lampiran 1b. Sidik ragam tinggi tanaman

| SK | DB | JK | KT | F. HITUNG | | F.TABEL | |
|--------------|------|--------|--------|-----------|----|---------|------|
| | | | | | | 0.05 | 0.01 |
| Ulangan | 2 | 3.16 | 1.58 | 0.05 | TN | 6.94 | 18 |
| P (PU) | 2 | 377.57 | 188.78 | 5.98 | TN | 6.94 | 18 |
| Galat (a) | 4 | 126.17 | 31.54 | | | | |
| V (AP) | 5 | 370.32 | 74.06 | 6.42 | ** | 2.53 | 3.70 |
| PU X AP | 10 | 586.03 | 58.60 | 5.08 | ** | 2.16 | 2.98 |
| Galat (b) | 30 | 346 | 11.54 | | | | |
| Total | 53 | 1810 | | | | | |
| KK (a) | 5.63 | | | | | | |
| KK (b) | 3.40 | | | | | | |

Keterangan= **: sangat nyata, *: nyata, tn: tidak nyata

Tabel Lampiran 2a. Rata-rata hasil pengamatan jumlah anakan (batang) berbagai paket pemupukan dan varietas

| PU | AP | Ulangan | | | Total | Rataan |
|------------------|----|---------|--------|--------|---------|--------|
| | | U1 | U2 | U3 | | |
| P1 | V1 | 35.33 | 35.00 | 36.33 | 106.67 | 35.56 |
| | V2 | 36.33 | 37.00 | 37.67 | 111.00 | 37.00 |
| | V3 | 39.00 | 39.67 | 45.00 | 123.67 | 41.22 |
| | V4 | 38.33 | 37.67 | 38.67 | 114.67 | 38.22 |
| | V5 | 32.00 | 31.33 | 32.00 | 95.33 | 31.78 |
| | V6 | 43.67 | 43.67 | 44.67 | 132.00 | 44.00 |
| Sub Total | | 224.67 | 224.33 | 234.33 | 683.33 | 227.78 |
| P2 | V1 | 39.33 | 41.67 | 43.00 | 124.00 | 41.33 |
| | V2 | 48.33 | 42.33 | 48.33 | 139.00 | 46.33 |
| | V3 | 46.00 | 47.00 | 45.00 | 138.00 | 46.00 |
| | V4 | 53.00 | 55.00 | 57.00 | 165.00 | 55.00 |
| | V5 | 44.67 | 44.33 | 53.00 | 142.00 | 47.33 |
| | V6 | 36.67 | 35.00 | 36.67 | 108.33 | 36.11 |
| Sub Total | | 268.00 | 265.33 | 283.00 | 816.33 | 272.11 |
| P3 | V1 | 32.33 | 39.33 | 40.00 | 111.67 | 37.22 |
| | V2 | 25.67 | 26.67 | 33.33 | 85.67 | 28.56 |
| | V3 | 29.00 | 28.33 | 28.33 | 85.67 | 28.56 |
| | V4 | 28.00 | 29.00 | 31.67 | 88.67 | 29.56 |
| | V5 | 36.00 | 33.33 | 36.00 | 105.33 | 35.11 |
| | V6 | 24.67 | 27.33 | 30.67 | 82.67 | 27.56 |
| Sub Total | | 175.67 | 184.00 | 200.00 | 559.67 | 186.56 |
| Total | | 668.33 | 673.67 | 717.33 | 2059.33 | 38.14 |
| Rataan | | 58.05 | 58.17 | 61.73 | | |

Tabel Lampiran 2b. Sidik ragam jumlah anakan

| SK | DB | JK | KT | F. HITUNG | F.TABEL | | |
|------------------|------|---------|--------|-----------|---------|------|------|
| | | | | | 0.05 | 0.01 | |
| Ulangan | 2 | 80.30 | 40.15 | 13.77 | * | 6.94 | 18 |
| P (PU) | 2 | 1830.74 | 915.37 | 313.95 | ** | 6.94 | 18 |
| Galat (a) | 4 | 11.66 | 2.92 | | | | |
| V (AP) | 5 | 123.84 | 24.77 | 5.94 | ** | 2.53 | 3.70 |
| PU X AP | 10 | 996.71 | 99.67 | 23.91 | ** | 2.16 | 2.98 |
| Galat b | 30 | 125 | 4.17 | | | | |
| Total | 53 | 3168 | | | | | |
| KK (a) | 4.48 | | | | | | |
| KK (b) | 5.35 | | | | | | |

Keterangan= **: sangat nyata, *: nyata, tn: tidak nyata

Tabel Lampiran 3a. Rata-rata hasil pengamatan jumlah anakan produktif (batang) berbagai paket pemupukan dan varietas

| PU | AP | Ulangan | | | Total | Rataan |
|------------------|----|---------|--------|--------|---------|--------|
| | | U1 | U2 | U3 | | |
| P1 | V1 | 27.00 | 27.67 | 30.67 | 85.33 | 28.44 |
| | V2 | 23.67 | 23.00 | 35.67 | 82.33 | 27.44 |
| | V3 | 35.67 | 31.33 | 32.67 | 99.67 | 33.22 |
| | V4 | 31.67 | 30.33 | 37.67 | 99.67 | 33.22 |
| | V5 | 24.67 | 28.00 | 23.00 | 75.67 | 25.22 |
| | V6 | 30.67 | 38.00 | 40.33 | 109.00 | 36.33 |
| Sub Total | | 173.33 | 178.33 | 200.00 | 551.67 | 183.89 |
| P2 | V1 | 27.67 | 36.33 | 30.67 | 94.67 | 31.56 |
| | V2 | 35.33 | 33.67 | 34.67 | 103.67 | 34.56 |
| | V3 | 37.67 | 47.67 | 38.33 | 123.67 | 41.22 |
| | V4 | 44.00 | 50.00 | 50.00 | 144.00 | 48.00 |
| | V5 | 35.00 | 36.33 | 44.00 | 115.33 | 38.44 |
| | V6 | 38.67 | 33.67 | 25.33 | 97.67 | 32.56 |
| Sub Total | | 218.33 | 237.67 | 223.00 | 679.00 | 226.33 |
| P3 | V1 | 21.67 | 22.67 | 30.00 | 74.33 | 24.78 |
| | V2 | 24.67 | 28.33 | 24.00 | 77.00 | 25.67 |
| | V3 | 24.00 | 25.67 | 27.67 | 77.33 | 25.78 |
| | V4 | 20.33 | 27.33 | 24.00 | 71.67 | 23.89 |
| | V5 | 26.00 | 25.00 | 24.00 | 75.00 | 25.00 |
| | V6 | 27.33 | 27.33 | 36.33 | 91.00 | 30.33 |
| Sub Total | | 144.00 | 156.33 | 166.00 | 466.33 | 155.44 |
| Total | | 535.67 | 572.33 | 589.00 | 1697.00 | 31.43 |
| Rataan | | 46.37 | 49.42 | 50.60 | | |

Tabel Lampiran 3b. Sidik ragam jumlah anakan produktif

| SK | DB | JK | KT | F. HITUNG | | F.TABEL | |
|--------------|-------|---------|--------|-----------|----|---------|------|
| | | | | | | 0.05 | 0.01 |
| Ulangan | 2 | 82.72 | 41.36 | 2.82 | tn | 6.94 | 18 |
| P (PU) | 2 | 1272.64 | 636.32 | 43.35 | ** | 6.94 | 18 |
| Galat (a) | 4 | 58.72 | 14.68 | | | | |
| V (AP) | 5 | 342.59 | 68.52 | 4.32 | ** | 2.53 | 3.70 |
| PU X AP | 10 | 584.79 | 58.48 | 3.68 | ** | 2.16 | 2.98 |
| Galat b | 30 | 476 | 15.87 | | | | |
| Total | 53 | 2818 | | | | | |
| KK (a) | 12.19 | | | | | | |
| KK (b) | 12.68 | | | | | | |

Keterangan= **: sangat nyata, *: nyata, tn: tidak nyata

Tabel Lampiran 4a. Rata-rata hasil pengamatan panjang malai (cm) berbagai paket pemupukan dan varietas

| PU | AP | Ulangan | | | Total | Rataan |
|------------------|----|---------|--------|--------|---------|--------|
| | | U1 | U2 | U3 | | |
| P1 | V1 | 26.06 | 23.54 | 24.86 | 74.46 | 24.82 |
| | V2 | 22.22 | 21.78 | 20.78 | 64.78 | 21.59 |
| | V3 | 24.18 | 25.18 | 22.78 | 72.13 | 24.04 |
| | V4 | 21.00 | 24.87 | 21.28 | 67.14 | 22.38 |
| | V5 | 23.61 | 21.80 | 25.00 | 70.41 | 23.47 |
| | V6 | 23.56 | 26.33 | 23.56 | 73.44 | 24.48 |
| Sub Total | | 140.62 | 143.50 | 138.25 | 422.37 | 140.79 |
| P2 | V1 | 23.31 | 24.56 | 23.56 | 71.42 | 23.81 |
| | V2 | 25.89 | 26.43 | 25.43 | 77.76 | 25.92 |
| | V3 | 22.89 | 24.44 | 25.67 | 73.00 | 24.33 |
| | V4 | 23.56 | 22.78 | 24.56 | 70.89 | 23.63 |
| | V5 | 23.23 | 22.36 | 22.23 | 67.82 | 22.61 |
| | V6 | 22.72 | 23.70 | 23.72 | 70.14 | 23.38 |
| Sub Total | | 141.60 | 144.27 | 145.17 | 431.03 | 143.68 |
| P3 | V1 | 25.11 | 25.89 | 21.33 | 72.33 | 24.11 |
| | V2 | 23.66 | 21.66 | 20.56 | 65.87 | 21.96 |
| | V3 | 25.78 | 23.33 | 24.56 | 73.67 | 24.56 |
| | V4 | 28.28 | 25.78 | 22.48 | 76.53 | 25.51 |
| | V5 | 19.94 | 20.94 | 22.94 | 63.83 | 21.28 |
| | V6 | 23.17 | 20.71 | 23.52 | 67.40 | 22.47 |
| Sub Total | | 145.93 | 138.31 | 135.39 | 419.63 | 139.88 |
| Total | | 428.16 | 426.08 | 418.80 | 1273.03 | 23.57 |
| Rataan | | 35.52 | 35.69 | 35.11 | | |

Tabel Lampiran 4b. Sidik ragam panjang malai

| SK | DB | JK | KT | F. HITUNG | F.TABEL | | |
|--------------|------|-------|------|-----------|---------|------|------|
| | | | | | 0.05 | 0.01 | |
| Ulangan | 2 | 2.68 | 1.34 | 0.50 | tn | 6.94 | 18 |
| P (PU) | 2 | 3.94 | 1.97 | 0.74 | tn | 6.94 | 18 |
| Galat (a) | 4 | 10.65 | 2.66 | | | | |
| V (AP) | 5 | 22.66 | 4.53 | 2.01 | tn | 2.53 | 3.70 |
| PU X AP | 10 | 60.94 | 6.09 | 2.71 | * | 2.16 | 2.98 |
| Galat (b) | 30 | 68 | 2.25 | | | | |
| Total | 53 | 168 | | | | | |
| KK (a) | 6.92 | | | | | | |
| KK (b) | 6.37 | | | | | | |

Keterangan= **: sangat nyata, *: nyata, tn: tidak nyata

Tabel Lampiran 5a. Rata-rata hasil pengamatan jumlah cabang per malai (cabang) berbagai paket pemupukan dan varietas

| PU | AP | Ulangan | | | Total | Rataan |
|---------------|------------------|---------|--------|--------|--------|--------|
| | | U1 | U2 | U3 | | |
| P1 | V1 | 10.67 | 8.33 | 10.22 | 29.22 | 9.74 |
| | V2 | 6.78 | 7.22 | 6.22 | 20.22 | 6.74 |
| | V3 | 10.89 | 10.89 | 9.33 | 31.11 | 10.37 |
| | V4 | 9.11 | 9.89 | 10.00 | 29.00 | 9.67 |
| | V5 | 8.67 | 9.44 | 9.78 | 27.89 | 9.30 |
| | V6 | 9.56 | 11.22 | 11.33 | 32.11 | 10.70 |
| | Sub Total | | 55.67 | 57.00 | 56.89 | 169.56 |
| P2 | V1 | 9.44 | 9.89 | 10.56 | 29.89 | 9.96 |
| | V2 | 8.11 | 10.78 | 9.78 | 28.67 | 9.56 |
| | V3 | 9.56 | 9.89 | 9.89 | 29.33 | 9.78 |
| | V4 | 9.78 | 8.11 | 10.78 | 28.67 | 9.56 |
| | V5 | 9.22 | 9.22 | 10.22 | 28.67 | 9.56 |
| | V6 | 10.11 | 10.11 | 11.11 | 31.33 | 10.44 |
| | Sub Total | | 56.22 | 58.00 | 62.33 | 176.56 |
| P3 | V1 | 8.00 | 8.00 | 8.78 | 24.78 | 8.26 |
| | V2 | 9.89 | 7.89 | 7.00 | 24.78 | 8.26 |
| | V3 | 10.00 | 10.00 | 11.11 | 31.11 | 10.37 |
| | V4 | 9.89 | 9.78 | 9.22 | 28.89 | 9.63 |
| | V5 | 5.56 | 6.56 | 6.67 | 18.78 | 6.26 |
| | V6 | 11.44 | 9.44 | 9.78 | 30.67 | 10.22 |
| | Sub Total | | 54.78 | 51.67 | 52.56 | 159.00 |
| Total | | 166.67 | 166.67 | 171.78 | 505.11 | 9.35 |
| Rataan | | 13.93 | 14.08 | 14.55 | | |

Tabel Lampiran 5b. Sidik ragam jumlah cabang per malai

| SK | DB | JK | KT | F. HITUNG | | F.TABEL | |
|--------------|------|-------|------|-----------|----|---------|------|
| | | | | | | 0.05 | 0.01 |
| Ulangan | 2 | 0.97 | 0.48 | 0.58 | tn | 6.94 | 18 |
| P (PU) | 2 | 8.68 | 4.34 | 5.16 | tn | 6.94 | 18 |
| Galat (a) | 4 | 3.36 | 0.84 | | | | |
| V (AP) | 5 | 38.62 | 7.72 | 10.46 | ** | 2.53 | 3.70 |
| PU X AP | 10 | 29.60 | 2.96 | 4.01 | ** | 2.16 | 2.98 |
| Galat (b) | 30 | 22 | 0.74 | | | | |
| Total | 53 | 103 | | | | | |
| KK (a) | 9.80 | | | | | | |
| KK (b) | 9.19 | | | | | | |

Keterangan= **: sangat nyata, *: nyata, tn: tidak nyata

Tabel Lampiran 6a. Rata-rata hasil pengamatan panjang daun bendera (cm) berbagai paket pemupukan dan varietas

| PU | AP | Ulangan | | | Total | Rataan |
|------------------|----|---------|--------|--------|---------|--------|
| | | U1 | U2 | U3 | | |
| P1 | V1 | 34.00 | 35.00 | 38.33 | 107.33 | 35.78 |
| | V2 | 26.33 | 26.33 | 29.67 | 82.33 | 27.44 |
| | V3 | 33.33 | 30.67 | 35.00 | 99.00 | 33.00 |
| | V4 | 31.00 | 29.00 | 30.33 | 90.33 | 30.11 |
| | V5 | 33.33 | 33.33 | 34.00 | 100.67 | 33.56 |
| | V6 | 30.33 | 27.33 | 30.00 | 87.67 | 29.22 |
| Sub Total | | 188.33 | 181.67 | 197.33 | 567.33 | 189.11 |
| P2 | V1 | 31.00 | 31.83 | 28.67 | 91.50 | 30.50 |
| | V2 | 29.33 | 29.33 | 28.33 | 87.00 | 29.00 |
| | V3 | 33.33 | 37.00 | 33.33 | 103.67 | 34.56 |
| | V4 | 28.00 | 26.33 | 34.00 | 88.33 | 29.44 |
| | V5 | 31.33 | 28.00 | 32.33 | 91.67 | 30.56 |
| | V6 | 35.33 | 33.67 | 36.67 | 105.67 | 35.22 |
| Sub Total | | 188.33 | 186.17 | 193.33 | 567.83 | 189.28 |
| P3 | V1 | 24.67 | 25.67 | 25.67 | 76.00 | 25.33 |
| | V2 | 28.00 | 26.67 | 30.67 | 85.33 | 28.44 |
| | V3 | 36.67 | 35.00 | 32.67 | 104.33 | 34.78 |
| | V4 | 28.00 | 28.33 | 31.00 | 87.33 | 29.11 |
| | V5 | 24.67 | 24.83 | 29.00 | 78.50 | 26.17 |
| | V6 | 26.67 | 28.67 | 24.83 | 80.17 | 26.72 |
| Sub Total | | 168.67 | 169.17 | 173.83 | 511.67 | 170.56 |
| Total | | 545.33 | 537.00 | 564.50 | 1646.83 | 30.50 |
| Rataan | | 46.10 | 45.24 | 47.76 | | |

Tabel Lampiran 6b. Sidik ragam panjang daun bendera

| SK | DB | JK | KT | F. HITUNG | F.TABEL | |
|--------------|------|--------|-------|-----------|---------|-----------|
| | | | | | 0.05 | 0.01 |
| Ulangan | 2 | 22.09 | 11.05 | 7.72 | * | 6.94 18 |
| P (PU) | 2 | 115.81 | 57.90 | 40.48 | ** | 6.94 18 |
| Galat (a) | 4 | 5.72 | 1.43 | | | |
| V (AP) | 5 | 170.71 | 34.14 | 9.19 | ** | 2.53 3.70 |
| PU X AP | 10 | 256.10 | 25.61 | 6.90 | ** | 2.16 2.98 |
| Galat (b) | 30 | 111 | 3.71 | | | |
| Total | 53 | 682 | | | | |
| KK (a) | 3.92 | | | | | |
| KK (b) | 6.32 | | | | | |

Keterangan= **: sangat nyata, *: nyata, tn: tidak nyata

Tabel Lampiran 7a. Rata-rata hasil pengamatan lebar daun bendera (cm) berbagai paket pemupukan dan varietas

| PU | AP | Ulangan | | | Total | Rataan |
|------------------|----|---------|-------|-------|-------|--------|
| | | U1 | U2 | U3 | | |
| P1 | V1 | 1.80 | 1.93 | 1.60 | 5.33 | 1.78 |
| | V2 | 1.50 | 1.43 | 1.33 | 4.27 | 1.42 |
| | V3 | 1.60 | 1.60 | 1.63 | 4.83 | 1.61 |
| | V4 | 1.37 | 1.43 | 1.43 | 4.23 | 1.41 |
| | V5 | 1.47 | 1.63 | 1.30 | 4.40 | 1.47 |
| | V6 | 1.63 | 1.50 | 1.70 | 4.83 | 1.61 |
| Sub Total | | 9.37 | 9.53 | 9.00 | 27.90 | 9.30 |
| P2 | V1 | 1.73 | 1.73 | 1.90 | 5.37 | 1.79 |
| | V2 | 1.73 | 1.97 | 1.37 | 5.07 | 1.69 |
| | V3 | 1.63 | 1.60 | 1.63 | 4.87 | 1.62 |
| | V4 | 1.40 | 1.47 | 1.43 | 4.30 | 1.43 |
| | V5 | 1.60 | 1.67 | 1.43 | 4.70 | 1.57 |
| | V6 | 1.57 | 1.43 | 1.57 | 4.57 | 1.52 |
| Sub Total | | 9.67 | 9.87 | 9.33 | 28.87 | 9.62 |
| P3 | V1 | 1.37 | 1.37 | 1.57 | 4.30 | 1.43 |
| | V2 | 1.47 | 1.37 | 1.53 | 4.37 | 1.46 |
| | V3 | 1.63 | 1.57 | 1.43 | 4.63 | 1.54 |
| | V4 | 1.80 | 1.87 | 1.43 | 5.10 | 1.70 |
| | V5 | 1.37 | 1.30 | 1.40 | 4.07 | 1.36 |
| | V6 | 1.57 | 1.53 | 1.53 | 4.63 | 1.54 |
| Sub Total | | 9.20 | 9.00 | 8.90 | 27.10 | 9.03 |
| Total | | 28.23 | 28.40 | 27.23 | 83.87 | 1.55 |
| Rataan | | 2.36 | 2.39 | 2.28 | | |

Tabel Lampiran 7b. Sidik ragam lebar daun bendera

| SK | DB | JK | KT | F. HITUNG | F.TABEL | | |
|--------------|------|------|------|-----------|---------|------|------|
| | | | | | 0.05 | 0.01 | |
| Ulangan | 2 | 0.04 | 0.02 | 7.05 | * | 6.94 | 18 |
| P (PU) | 2 | 0.09 | 0.04 | 13.86 | * | 6.94 | 18 |
| Galat (a) | 4 | 0.01 | 0.00 | | | | |
| V (AP) | 5 | 0.23 | 0.05 | 2.63 | * | 2.53 | 3.70 |
| PU X AP | 10 | 0.53 | 0.05 | 3.09 | ** | 2.16 | 2.98 |
| Galat (b) | 30 | 1 | 0.02 | | | | |
| Total | 53 | 1 | | | | | |
| KK (a) | 3.61 | | | | | | |
| KK (b) | 8.44 | | | | | | |

Keterangan= **: sangat nyata, *: nyata, tn: tidak nyata

Tabel Lampiran 8a. Rata-rata hasil pengamatan umur bunga (HSS) berbagai paket pemupukan dan varietas

| PU | AP | Ulangan | | | Total | Rataan |
|------------------|----|---------|--------|--------|---------|--------|
| | | U1 | U2 | U3 | | |
| P1 | V1 | 51.00 | 51.00 | 51.00 | 153.00 | 51.00 |
| | V2 | 51.00 | 51.00 | 54.00 | 156.00 | 52.00 |
| | V3 | 54.00 | 51.00 | 51.00 | 156.00 | 52.00 |
| | V4 | 43.00 | 48.00 | 51.00 | 142.00 | 47.33 |
| | V5 | 48.00 | 48.00 | 48.00 | 144.00 | 48.00 |
| | V6 | 54.00 | 54.00 | 61.00 | 169.00 | 56.33 |
| Sub Total | | 301.00 | 303.00 | 316.00 | 920.00 | 306.67 |
| P2 | V1 | 51.00 | 48.00 | 43.00 | 142.00 | 47.33 |
| | V2 | 51.00 | 51.00 | 51.00 | 153.00 | 51.00 |
| | V3 | 54.00 | 54.00 | 59.00 | 167.00 | 55.67 |
| | V4 | 43.00 | 43.00 | 43.00 | 129.00 | 43.00 |
| | V5 | 48.00 | 48.00 | 48.00 | 144.00 | 48.00 |
| | V6 | 61.00 | 54.00 | 59.00 | 174.00 | 58.00 |
| Sub Total | | 308.00 | 298.00 | 303.00 | 909.00 | 303.00 |
| P3 | V1 | 48.00 | 51.00 | 48.00 | 147.00 | 49.00 |
| | V2 | 51.00 | 51.00 | 48.00 | 150.00 | 50.00 |
| | V3 | 54.00 | 55.00 | 55.00 | 164.00 | 54.67 |
| | V4 | 43.00 | 51.00 | 43.00 | 137.00 | 45.67 |
| | V5 | 58.00 | 51.00 | 51.00 | 160.00 | 53.33 |
| | V6 | 61.00 | 54.00 | 61.00 | 176.00 | 58.67 |
| Sub Total | | 315.00 | 313.00 | 306.00 | 934.00 | 311.33 |
| Total | | 924.00 | 914.00 | 925.00 | 2763.00 | 51.17 |
| Rataan | | 76.65 | 75.75 | 77.20 | | |

Tabel Lampiran 8b. Sidik ragam umur berbunga

| SK | DB | JK | KT | F. HITUNG | | F.TABEL | |
|--------------|------|--------|--------|-----------|----|---------|------|
| | | | | | | 0.05 | 0.01 |
| Ulangan | 2 | 4.11 | 2.06 | 0.24 | tn | 6.94 | 18 |
| P (PU) | 2 | 17.44 | 8.72 | 1.03 | tn | 6.94 | 18 |
| Galat (a) | 4 | 33.78 | 8.44 | | | | |
| V (AP) | 5 | 820.17 | 164.03 | 20.90 | ** | 2.53 | 3.70 |
| PU X AP | 10 | 124.56 | 12.46 | 1.59 | tn | 2.16 | 2.98 |
| Galat (b) | 30 | 235 | 7.85 | | | | |
| Total | 53 | 1236 | | | | | |
| KK (a) | 5.68 | | | | | | |
| KK (b) | 5.48 | | | | | | |

Keterangan= **: sangat nyata, *: nyata, tn: tidak nyata

Tabel Lampiran 9a. Rata-rata hasil pengamatan umur panen (HSS) berbagai paket pemupukan dan varietas

| PU | AP | Ulangan | | | Total | Rataan |
|------------------|----|---------|---------|---------|---------|--------|
| | | U1 | U2 | U3 | | |
| P1 | V1 | 97.00 | 97.00 | 98.00 | 292.00 | 97.33 |
| | V2 | 96.00 | 96.00 | 99.00 | 291.00 | 97.00 |
| | V3 | 100.00 | 98.00 | 98.00 | 296.00 | 98.67 |
| | V4 | 92.00 | 93.00 | 94.00 | 279.00 | 93.00 |
| | V5 | 90.00 | 92.00 | 90.00 | 272.00 | 90.67 |
| | V6 | 115.00 | 116.00 | 119.00 | 350.00 | 116.67 |
| Sub Total | | 590.00 | 592.00 | 598.00 | 1780.00 | 593.33 |
| P2 | V1 | 99.00 | 96.00 | 97.00 | 292.00 | 97.33 |
| | V2 | 97.00 | 97.00 | 97.00 | 291.00 | 97.00 |
| | V3 | 98.00 | 97.00 | 101.00 | 296.00 | 98.67 |
| | V4 | 93.00 | 92.00 | 93.00 | 278.00 | 92.67 |
| | V5 | 91.00 | 94.00 | 89.00 | 274.00 | 91.33 |
| | V6 | 115.00 | 117.00 | 119.00 | 351.00 | 117.00 |
| Sub Total | | 593.00 | 593.00 | 596.00 | 1782.00 | 594.00 |
| P3 | V1 | 101.00 | 97.00 | 97.00 | 295.00 | 98.33 |
| | V2 | 99.00 | 97.00 | 95.00 | 291.00 | 97.00 |
| | V3 | 101.00 | 99.00 | 98.00 | 298.00 | 99.33 |
| | V4 | 92.00 | 95.00 | 93.00 | 280.00 | 93.33 |
| | V5 | 92.00 | 92.00 | 91.00 | 275.00 | 91.67 |
| | V6 | 117.00 | 119.00 | 117.00 | 353.00 | 117.67 |
| Sub Total | | 602.00 | 599.00 | 591.00 | 1792.00 | 597.33 |
| Total | | 1785.00 | 1784.00 | 1785.00 | 5354.00 | 99.15 |
| Rataan | | 148.40 | 148.45 | 148.95 | | |

Tabel Lampiran 9b. Sidik ragam umur panen

| SK | DB | JK | KT | F.HITUNG | | F.TABEL | |
|--------------|------|---------|--------|----------|----|---------|------|
| | | | | | | 0.05 | 0.01 |
| Ulangan | 2 | 0.04 | 0.02 | 0.00 | tn | 6.94 | 18 |
| P (PU) | 2 | 4.59 | 2.30 | 0.52 | tn | 6.94 | 18 |
| Galat (a) | 4 | 17.52 | 4.38 | | | | |
| V (AP) | 5 | 3871.48 | 774.30 | 326.66 | ** | 2.53 | 3.70 |
| PU X AP | 10 | 2.07 | 0.21 | 0.09 | tn | 2.16 | 2.98 |
| Galat (b) | 30 | 71 | 2.37 | | | | |
| Total | 53 | 3967 | | | | | |
| KK (a) | 2.11 | | | | | | |
| KK (b) | 1.55 | | | | | | |

Keterangan= **: sangat nyata, *: nyata, tn: tidak nyata

Tabel Lampiran 10a. Rata-rata hasil pengamatan klorofil a ($\mu\text{mol.m}^{-2}$) berbagai paket pemupukan dan varietas

| PU | AP | Ulangan | | | Total | Rataan |
|------------------|----|---------|---------|---------|----------|---------|
| | | U1 | U2 | U3 | | |
| P1 | V1 | 248.67 | 265.45 | 264.28 | 778.40 | 259.47 |
| | V2 | 259.02 | 259.71 | 254.47 | 773.20 | 257.73 |
| | V3 | 274.94 | 263.11 | 262.77 | 800.82 | 266.94 |
| | V4 | 230.65 | 234.35 | 254.47 | 719.47 | 239.82 |
| | V5 | 260.23 | 247.37 | 250.87 | 758.46 | 252.82 |
| | V6 | 285.36 | 280.16 | 265.78 | 831.30 | 277.10 |
| Sub Total | | 1558.86 | 1550.15 | 1552.64 | 4661.65 | 1553.88 |
| P2 | V1 | 238.36 | 246.62 | 267.92 | 752.89 | 250.96 |
| | V2 | 253.04 | 262.94 | 262.27 | 778.25 | 259.42 |
| | V3 | 279.10 | 274.15 | 266.28 | 819.53 | 273.18 |
| | V4 | 252.14 | 245.68 | 273.05 | 770.87 | 256.96 |
| | V5 | 255.35 | 257.11 | 263.62 | 776.08 | 258.69 |
| | V6 | 276.34 | 263.95 | 283.89 | 824.18 | 274.73 |
| Sub Total | | 1554.31 | 1550.46 | 1617.02 | 4721.80 | 1573.93 |
| P3 | V1 | 238.36 | 229.61 | 249.04 | 717.00 | 239.00 |
| | V2 | 245.12 | 240.71 | 251.59 | 737.42 | 245.81 |
| | V3 | 259.54 | 251.96 | 268.08 | 779.57 | 259.86 |
| | V4 | 240.71 | 231.07 | 259.02 | 730.80 | 243.60 |
| | V5 | 248.11 | 243.98 | 257.98 | 750.07 | 250.02 |
| | V6 | 259.71 | 269.54 | 259.37 | 788.62 | 262.87 |
| Sub Total | | 1491.54 | 1466.86 | 1545.08 | 4503.48 | 1501.16 |
| Total | | 4604.72 | 4567.47 | 4714.73 | 13886.93 | 257.17 |
| Rataan | | 385.89 | 383.40 | 394.22 | | |

Tabel Lampiran 10b. Sidik ragam klorofil a

| SK | DB | JK | KT | F. HITUNG | F.TABEL | | |
|------------------|------|---------|--------|-----------|---------|------|------|
| | | | | | 0.05 | 0.01 | |
| Ulangan | 2 | 651.42 | 325.71 | 3.68 | tn | 6.94 | 18 |
| P (PU) | 2 | 1412.95 | 706.47 | 7.99 | * | 6.94 | 18 |
| Galat (a) | 4 | 353.64 | 88.41 | | | | |
| V (AP) | 5 | 4304.68 | 860.94 | 12.19 | ** | 2.53 | 3.70 |
| PU X AP | 10 | 770.43 | 77.04 | 1.09 | tn | 2.16 | 2.98 |
| Galat (b) | 30 | 2118.37 | 70.61 | | | | |
| Total | 53 | 9611 | | | | | |
| KK (a) | 3.66 | | | | | | |
| KK (b) | 3.27 | | | | | | |

Keterangan= **: sangat nyata, *: nyata, tn: tidak nyata

Tabel Lampiran 11a. Rata-rata hasil pengamatan klorofil b ($\mu\text{mol.m}^{-2}$) berbagai paket pemupukan dan varietas

| PU | AP | Ulangan | | | Total | Rataan |
|------------------|----|---------|---------|---------|---------|--------|
| | | U1 | U2 | U3 | | |
| P1 | V1 | 100.72 | 108.46 | 107.90 | 317.08 | 105.69 |
| | V2 | 105.41 | 105.73 | 103.31 | 314.46 | 104.82 |
| | V3 | 113.17 | 107.34 | 107.18 | 327.69 | 109.23 |
| | V4 | 93.17 | 94.66 | 103.31 | 291.14 | 97.05 |
| | V5 | 105.98 | 100.15 | 101.69 | 307.82 | 102.61 |
| | V6 | 118.61 | 115.86 | 108.62 | 343.09 | 114.36 |
| Sub Total | | 637.05 | 632.20 | 632.02 | 1901.28 | 633.76 |
| P2 | V1 | 96.30 | 99.82 | 109.66 | 305.79 | 101.93 |
| | V2 | 102.67 | 107.26 | 106.94 | 316.87 | 105.62 |
| | V3 | 115.30 | 112.77 | 108.86 | 336.94 | 112.31 |
| | V4 | 102.26 | 99.41 | 112.21 | 313.89 | 104.63 |
| | V5 | 103.72 | 104.52 | 107.58 | 315.82 | 105.27 |
| | V6 | 113.88 | 107.74 | 117.83 | 339.45 | 113.15 |
| Sub Total | | 634.13 | 631.53 | 663.09 | 1928.75 | 642.92 |
| P3 | V1 | 96.30 | 92.75 | 100.88 | 289.94 | 96.65 |
| | V2 | 99.17 | 97.29 | 102.02 | 298.47 | 99.49 |
| | V3 | 105.65 | 102.18 | 109.74 | 317.57 | 105.86 |
| | V4 | 97.29 | 93.33 | 105.41 | 296.03 | 98.68 |
| | V5 | 100.47 | 98.68 | 104.93 | 304.08 | 101.36 |
| | V6 | 105.73 | 110.46 | 105.57 | 321.77 | 107.26 |
| Sub Total | | 604.62 | 594.70 | 628.55 | 1827.87 | 609.29 |
| Total | | 1875.80 | 1858.43 | 1923.66 | 5657.89 | 104.78 |
| Rataan | | 157.35 | 156.11 | 160.94 | | |

Tabel Lampiran 11b. Sidik ragam klorofil b

| SK | DB | JK | KT | F. HITUNG | F.TABEL | | |
|------------------|------|--------|--------|-----------|---------|------|------|
| | | | | | 0.05 | 0.01 | |
| Ulangan | 2 | 126.82 | 63.41 | 3.20 | tn | 6.94 | 18 |
| P (PU) | 2 | 302.23 | 151.11 | 7.64 | * | 6.94 | 18 |
| Galat (a) | 4 | 79.14 | 19.79 | | | | |
| V (AP) | 5 | 930.43 | 186.09 | 12.27 | ** | 2.53 | 3.70 |
| PU X AP | 10 | 157.19 | 15.72 | 1.04 | tn | 2.16 | 2.98 |
| Galat (b) | 30 | 455 | 15.17 | | | | |
| Total | 53 | 2051 | | | | | |
| KK (a) | 4.25 | | | | | | |
| KK (b) | 3.72 | | | | | | |

Keterangan= **: sangat nyata, *: nyata, tn: tidak nyata

Tabel Lampiran 12a. Rata-rata hasil pengamatan klorofil total ($\mu\text{mol.m}^{-2}$) berbagai paket pemupukan dan varietas

| PU | AP | Ulangan | | | Total | Rataan |
|------------------|----|---------|---------|---------|----------|---------|
| | | U1 | U2 | U3 | | |
| P1 | V1 | 356.78 | 380.75 | 379.08 | 1116.62 | 372.21 |
| | V2 | 371.54 | 372.52 | 365.03 | 1109.09 | 369.70 |
| | V3 | 394.43 | 377.40 | 376.91 | 1148.74 | 382.91 |
| | V4 | 331.37 | 336.56 | 365.03 | 1032.97 | 344.32 |
| | V5 | 373.26 | 354.94 | 359.91 | 1088.11 | 362.70 |
| | V6 | 409.57 | 402.00 | 381.23 | 1192.80 | 397.60 |
| Sub Total | | 2236.96 | 2224.18 | 2227.20 | 6688.33 | 2229.44 |
| P2 | V1 | 342.20 | 353.88 | 384.30 | 1080.38 | 360.13 |
| | V2 | 362.99 | 377.16 | 376.19 | 1116.34 | 372.11 |
| | V3 | 400.46 | 393.30 | 381.94 | 1175.70 | 391.90 |
| | V4 | 361.71 | 352.55 | 391.71 | 1105.97 | 368.66 |
| | V5 | 366.30 | 368.81 | 378.12 | 1113.22 | 371.07 |
| | V6 | 396.46 | 378.60 | 407.43 | 1182.49 | 394.16 |
| Sub Total | | 2230.12 | 2224.30 | 2319.69 | 6774.10 | 2258.03 |
| P3 | V1 | 342.20 | 329.91 | 357.31 | 1029.42 | 343.14 |
| | V2 | 351.75 | 345.51 | 360.94 | 1058.21 | 352.74 |
| | V3 | 372.28 | 361.46 | 384.54 | 1118.27 | 372.76 |
| | V4 | 345.51 | 331.96 | 371.54 | 1049.01 | 349.67 |
| | V5 | 355.99 | 350.14 | 370.05 | 1076.18 | 358.73 |
| | V6 | 372.52 | 386.64 | 372.03 | 1131.19 | 377.06 |
| Sub Total | | 2140.26 | 2105.62 | 2216.40 | 6462.28 | 2154.09 |
| Total | | 6607.33 | 6554.09 | 6763.28 | 19924.71 | 368.98 |
| Rataan | | 553.72 | 550.13 | 565.51 | | |

Tabel Lampiran 12b. Sidik ragam klorofil total

| SK | DB | JK | KT | F. HITUNG | F.TABEL | | |
|------------------|------|---------|---------|-----------|---------|------|------|
| | | | | | 0.05 | 0.01 | |
| Ulangan | 2 | 1313.30 | 656.65 | 3.62 | tn | 6.94 | 18 |
| P (PU) | 2 | 2883.11 | 1441.56 | 7.95 | * | 6.94 | 18 |
| Galat (a) | 4 | 725.30 | 181.32 | | | | |
| V (AP) | 5 | 8794.66 | 1758.93 | 12.21 | ** | 2.53 | 3.70 |
| PU X AP | 10 | 1561.15 | 156.11 | 1.08 | tn | 2.16 | 2.98 |
| Galat (b) | 30 | 4323 | 144.11 | | | | |
| Total | 53 | 19601 | | | | | |
| KK (a) | 3.65 | | | | | | |
| KK (b) | 3.25 | | | | | | |

Keterangan= **: sangat nyata, *: nyata, tn: tidak nyata

Tabel Lampiran13a. Rata-rata hasil pengamatan jumlah gabah per malai (cabang) berbagai paket pemupukan dan varietas

| PU | AP | Ulangan | | | Total | Rataan |
|---------------|------------------|---------|---------|---------|---------|---------|
| | | U1 | U2 | U3 | | |
| P1 | V1 | 113.33 | 117.11 | 119.67 | 350.11 | 116.70 |
| | V2 | 105.00 | 99.11 | 98.11 | 302.22 | 100.74 |
| | V3 | 145.56 | 146.56 | 147.22 | 439.33 | 146.44 |
| | V4 | 95.22 | 86.56 | 99.22 | 281.00 | 93.67 |
| | V5 | 83.44 | 103.56 | 109.00 | 296.00 | 98.67 |
| | V6 | 138.78 | 134.67 | 131.00 | 404.44 | 134.81 |
| | Sub Total | | 681.33 | 687.56 | 704.22 | 2073.11 |
| P2 | V1 | 127.00 | 126.56 | 119.11 | 372.67 | 124.22 |
| | V2 | 130.67 | 131.11 | 130.11 | 391.89 | 130.63 |
| | V3 | 138.44 | 128.33 | 129.89 | 396.67 | 132.22 |
| | V4 | 147.56 | 140.67 | 144.56 | 432.78 | 144.26 |
| | V5 | 90.33 | 105.11 | 91.33 | 286.78 | 95.59 |
| | V6 | 120.33 | 104.00 | 121.33 | 345.67 | 115.22 |
| | Sub Total | | 754.33 | 735.78 | 736.33 | 2226.44 |
| P3 | V1 | 94.44 | 97.11 | 91.11 | 282.67 | 94.22 |
| | V2 | 92.89 | 90.89 | 86.22 | 270.00 | 90.00 |
| | V3 | 115.22 | 130.22 | 120.44 | 365.89 | 121.96 |
| | V4 | 133.33 | 119.22 | 115.89 | 368.44 | 122.81 |
| | V5 | 76.33 | 67.33 | 82.33 | 226.00 | 75.33 |
| | V6 | 109.56 | 102.78 | 120.00 | 332.33 | 110.78 |
| | Sub Total | | 621.78 | 607.56 | 616.00 | 1845.33 |
| Total | | 2057.44 | 2030.89 | 2056.56 | 6144.89 | 113.79 |
| Rataan | | 174.66 | 172.71 | 174.86 | | |

Tabel Lampiran 13b. Sidik ragam jumlah gabah per malai

| SK | DB | JK | KT | F. HITUNG | F.TABEL | | |
|--------------|------|-----------|----------|-----------|---------|------|------|
| | | | | | 0.05 | 0.01 | |
| Ulangan | 2 | 13.00 | 6.50 | 0.71 | tn | 4.46 | 8.65 |
| P (PU) | 4 | 243246.08 | 60811.52 | 6620.99 | ** | 3.84 | 7.01 |
| Galat (a) | 8 | 73.48 | 9.18 | | | | |
| V (AP) | 6 | 65849.40 | 10974.90 | 444.41 | ** | 2.25 | 3.12 |
| PU X AP | 24 | 51240.50 | 2135.02 | 86.45 | ** | 1.70 | 2.12 |
| Galat (b) | 60 | 1482 | 24.70 | | | | |
| Total | 104 | 361904 | | | | | |
| KK (a) | 2.66 | | | | | | |
| KK (b) | 4.37 | | | | | | |

Keterangan= **: sangat nyata, *: nyata, tn: tidak nyata

Tabel Lampiran14a. Rata-rata hasil pengamatan persentase gabah berisi per malai (%) berbagai paket pemupukan dan varietas

| PU | AP | Ulangan | | | Total | Rataan |
|---------------|------------------|---------|---------|---------|---------|---------|
| | | U1 | U2 | U3 | | |
| P1 | V1 | 65.25 | 55.81 | 61.77 | 182.83 | 60.94 |
| | V2 | 79.05 | 68.61 | 69.31 | 216.97 | 72.32 |
| | V3 | 84.62 | 84.14 | 69.17 | 237.93 | 79.31 |
| | V4 | 69.66 | 70.10 | 66.89 | 206.65 | 68.88 |
| | V5 | 88.02 | 74.68 | 73.80 | 236.50 | 78.83 |
| | V6 | 88.87 | 74.71 | 83.38 | 246.96 | 82.32 |
| | Sub Total | | 475.46 | 428.05 | 424.32 | 1327.84 |
| P2 | V1 | 67.10 | 74.64 | 74.65 | 216.39 | 72.13 |
| | V2 | 86.87 | 79.27 | 79.93 | 246.07 | 82.02 |
| | V3 | 81.01 | 85.54 | 85.62 | 252.17 | 84.06 |
| | V4 | 84.89 | 73.22 | 94.33 | 252.44 | 84.15 |
| | V5 | 78.60 | 83.83 | 77.74 | 240.16 | 80.05 |
| | V6 | 70.96 | 65.20 | 70.29 | 206.45 | 68.82 |
| | Sub Total | | 469.43 | 461.70 | 482.55 | 1413.68 |
| P3 | V1 | 73.54 | 80.29 | 75.78 | 229.61 | 76.54 |
| | V2 | 63.40 | 64.79 | 76.68 | 204.86 | 68.29 |
| | V3 | 87.56 | 83.84 | 76.86 | 248.26 | 82.75 |
| | V4 | 84.35 | 75.99 | 73.93 | 234.27 | 78.09 |
| | V5 | 69.68 | 68.65 | 88.26 | 226.59 | 75.53 |
| | V6 | 73.59 | 72.49 | 72.31 | 218.39 | 72.80 |
| | Sub Total | | 452.12 | 446.04 | 463.82 | 1361.99 |
| Total | | 1397.02 | 1335.79 | 1370.69 | 4103.50 | 75.99 |
| Rataan | | 117.10 | 111.28 | 113.88 | | |

Tabel Lampiran 14b. Sidik ragam persentase gabah berisi per malai

| SK | DB | JK | KT | F. HITUNG | | F.TABEL | |
|--------------|------|---------|--------|-----------|----|---------|------|
| | | | | | | 0.05 | 0.01 |
| Ulangan | 2 | 104.81 | 52.40 | 0.91 | tn | 6.94 | 18 |
| P (PU) | 2 | 207.54 | 103.77 | 1.80 | tn | 6.94 | 18 |
| Galat (a) | 4 | 230.41 | 57.60 | | | | |
| V (AP) | 5 | 762.69 | 152.54 | 4.51 | ** | 2.53 | 3.70 |
| PU X AP | 10 | 1191.29 | 119.13 | 3.52 | ** | 2.16 | 2.98 |
| Galat (b) | 30 | 1015 | 33.83 | | | | |
| Total | 53 | 3512 | | | | | |
| KK (a) | 9.99 | | | | | | |
| KK (b) | 7.65 | | | | | | |

Keterangan= **: sangat nyata, *: nyata, tn: tidak nyata

Tabel Lampiran15a. Rata-rata hasil pengamatan persentase gabah hampa per malai (%) berbagai paket pemupukan dan varietas

| PU | AP | Ulangan | | | Total | Rataan |
|---------------|------------------|---------|--------|--------|---------|--------|
| | | U1 | U2 | U3 | | |
| P1 | V1 | 34.75 | 44.19 | 38.23 | 117.17 | 39.06 |
| | V2 | 20.95 | 31.39 | 30.69 | 83.03 | 27.68 |
| | V3 | 15.38 | 15.86 | 30.83 | 62.07 | 20.69 |
| | V4 | 30.34 | 29.90 | 33.11 | 93.35 | 31.12 |
| | V5 | 11.98 | 25.32 | 26.20 | 63.50 | 21.17 |
| | V6 | 11.13 | 25.29 | 16.62 | 53.04 | 17.68 |
| | Sub Total | | 124.54 | 171.95 | 175.68 | 472.16 |
| P2 | V1 | 32.90 | 25.36 | 25.35 | 83.61 | 27.87 |
| | V2 | 13.13 | 20.73 | 20.07 | 53.93 | 17.98 |
| | V3 | 18.99 | 14.46 | 14.38 | 47.83 | 15.94 |
| | V4 | 15.11 | 26.78 | 5.67 | 47.56 | 15.85 |
| | V5 | 21.40 | 16.17 | 22.26 | 59.84 | 19.95 |
| | V6 | 29.04 | 34.80 | 29.71 | 93.55 | 31.18 |
| | Sub Total | | 130.57 | 138.30 | 117.45 | 386.32 |
| P3 | V1 | 26.46 | 19.71 | 24.22 | 70.39 | 23.46 |
| | V2 | 36.60 | 35.21 | 23.32 | 95.14 | 31.71 |
| | V3 | 12.44 | 16.16 | 23.14 | 51.74 | 17.25 |
| | V4 | 15.65 | 24.01 | 26.07 | 65.73 | 21.91 |
| | V5 | 30.32 | 31.35 | 11.74 | 73.41 | 24.47 |
| | V6 | 26.41 | 27.51 | 27.69 | 81.61 | 27.20 |
| | Sub Total | | 147.88 | 153.96 | 136.18 | 438.01 |
| Total | | 402.98 | 464.21 | 429.31 | 1296.50 | 24.01 |
| Rataan | | 32.90 | 38.72 | 36.12 | | |

Tabel Lampiran 15b. Sidik ragam persentase gabah hampa per malai

| SK | DB | JK | KT | F. HITUNG | F.TABEL | | |
|--------------|-------|----------|---------|-----------|---------|------|------|
| | | | | | 0.05 | 0.01 | |
| Ulangan | 2 | 53.90 | 26.95 | 0.92 | tn | 4.46 | 8.65 |
| P (PU) | 4 | 10850.34 | 2712.58 | 92.96 | ** | 3.84 | 7.01 |
| Galat (a) | 8 | 233.43 | 29.18 | | | | |
| V (AP) | 6 | 3125.73 | 520.95 | 29.41 | ** | 2.25 | 3.12 |
| PU X AP | 24 | 3304.75 | 137.70 | 7.77 | ** | 1.70 | 2.12 |
| Galat (b) | 60 | 1063 | 17.71 | | | | |
| Total | 104 | 18631 | | | | | |
| KK (a) | 22.50 | | | | | | |
| KK (b) | 17.53 | | | | | | |

Keterangan= **: sangat nyata, *: nyata, tn: tidak nyata

Tabel Lampiran16a. Rata-rata hasil pengamatan bobot 1000 bulir (g) berbagai paket pemupukan dan varietas

| PU | AP | Ulangan | | | Total | Rataan |
|------------------|----|---------|--------|--------|---------|----------|
| | | U1 | U2 | U3 | | |
| P1 | V1 | 28.8 | 29.4 | 26 | 84.2 | 28.07 |
| | V2 | 25.5 | 27.7 | 23.3 | 76.5 | 25.5 |
| | V3 | 22.6 | 24.4 | 25.5 | 72.5 | 24.16667 |
| | V4 | 23.5 | 24 | 20 | 67.5 | 22.5 |
| | V5 | 20.4 | 23.4 | 24.9 | 68.7 | 22.9 |
| | V6 | 24.9 | 28.6 | 25.2 | 78.7 | 26.23333 |
| Sub Total | | 145.70 | 157.50 | 144.90 | 448.1 | 149.3667 |
| P2 | V1 | 25 | 23.7 | 27.3 | 76 | 25.33333 |
| | V2 | 24.6 | 22.2 | 26.5 | 73.3 | 24.43333 |
| | V3 | 22.4 | 27.9 | 26.6 | 76.9 | 25.63333 |
| | V4 | 26 | 26.9 | 26.2 | 79.1 | 26.36667 |
| | V5 | 27.9 | 27 | 27.3 | 82.2 | 27.4 |
| | V6 | 30.3 | 26 | 27.2 | 83.5 | 27.83333 |
| Sub Total | | 156.20 | 153.70 | 161.10 | 471 | 157 |
| P3 | V1 | 27.79 | 26.9 | 26 | 80.69 | 26.89667 |
| | V2 | 26.7 | 20.9 | 26.3 | 73.90 | 24.63 |
| | V3 | 25.43 | 25.4 | 20.7 | 71.53 | 23.84333 |
| | V4 | 17.8 | 21.5 | 19.7 | 59 | 19.66667 |
| | V5 | 22.2 | 18.9 | 20.2 | 61.3 | 20.43333 |
| | V6 | 23 | 23.2 | 23.9 | 70.1 | 23.36667 |
| Sub Total | | 142.92 | 136.8 | 136.8 | 416.52 | 138.84 |
| Total | | 444.82 | 448 | 442.8 | 1335.62 | 24.73 |
| Rataan | | 37.336 | 37.96 | 37.44 | | |

Tabel Lampiran 16b. Sidik ragam bobot 1000 bulir

| SK | DB | JK | KT | F. HITUNG | F.TABEL | | |
|--------------|-------|--------|-------|-----------|---------|------|------|
| | | | | | 0.05 | 0.01 | |
| Ulangan | 2 | 0.76 | 0.38 | 0.06 | tn | 6.94 | 18 |
| P (PU) | 2 | 83.14 | 41.57 | 6.73 | tn | 6.94 | 18 |
| Galat (a) | 4 | 24.71 | 6.18 | | | | |
| V (AP) | 5 | 92.20 | 18.44 | 4.73 | ** | 2.53 | 3.70 |
| PU X AP | 10 | 109.00 | 10.90 | 2.80 | * | 2.16 | 2.98 |
| Galat (b) | 30 | 117 | 3.90 | | | | |
| Total | 53 | 427 | | | | | |
| KK (a) | 10.05 | | | | | | |
| KK (b) | 7.98 | | | | | | |

Keterangan= **: sangat nyata, *: nyata, tn: tidak nyata

Tabel Lampiran17a. Rata-rata hasil pengamatan produksi gabah per rumpun (g) berbagai paket pemupukan dan varietas

| PU | AP | Ulangan | | | Total | Rataan |
|---------------|------------------|---------|----------|----------|----------|----------|
| | | U1 | U2 | U3 | | |
| P1 | V1 | 54.27 | 60.87 | 61.64 | 176.7767 | 58.93 |
| | V2 | 43.37 | 48.76 | 75.61 | 167.7433 | 55.91444 |
| | V3 | 60.99 | 63.92 | 55.86 | 180.77 | 60.25667 |
| | V4 | 42.15 | 44.70 | 45.58 | 132.43 | 44.14333 |
| | V5 | 43.41 | 49.28 | 40.48 | 133.1733 | 44.39111 |
| | V6 | 85.87 | 86.26 | 91.56 | 263.6833 | 87.89444 |
| | Sub Total | | 330.06 | 353.79 | 370.73 | 1054.577 |
| P2 | V1 | 73.00 | 72.67 | 68.67 | 214.3333 | 71.44444 |
| | V2 | 58.24 | 54.60 | 49.92 | 162.76 | 54.25333 |
| | V3 | 64.03 | 64.79 | 67.80 | 196.62 | 65.54 |
| | V4 | 51.60 | 56.17 | 49.32 | 157.0933 | 52.36444 |
| | V5 | 73.06 | 82.05 | 76.62 | 231.7367 | 77.24556 |
| | V6 | 71.13 | 91.15 | 77.94 | 240.2167 | 80.07222 |
| | Sub Total | | 391.06 | 421.43 | 390.27 | 1202.76 |
| P3 | V1 | 42.72 | 44.23 | 45.30 | 132.2433 | 44.08111 |
| | V2 | 44.15 | 44.61 | 42.96 | 131.72 | 43.90667 |
| | V3 | 43.19 | 43.33 | 41.54 | 128.0633 | 42.68778 |
| | V4 | 36.40 | 48.93 | 39.12 | 124.4433 | 41.48111 |
| | V5 | 39.00 | 46.75 | 44.88 | 130.63 | 43.54333 |
| | V6 | 41.95 | 42.50 | 80.66 | 165.108 | 55.036 |
| | Sub Total | | 247.40 | 270.3447 | 294.46 | 812.208 |
| Total | | 968.53 | 1045.56 | 1055.45 | 3069.545 | 56.84 |
| Rataan | | 84.4825 | 91.03923 | 90.82233 | | |

Tabel Lampiran 17b. Sidik ragam produksi gabah per rumpun

| SK | DB | JK | KT | F. HITUNG | | F.TABEL | |
|--------------|-------|---------|---------|-----------|----|---------|------|
| | | | | | | 0.05 | 0.01 |
| Ulangan | 2 | 251.65 | 125.82 | 2.84 | tn | 6.94 | 18 |
| P (PU) | 2 | 4319.11 | 2159.55 | 48.74 | ** | 6.94 | 18 |
| Galat (a) | 4 | 177.23 | 44.31 | | | | |
| V (AP) | 5 | 4131.27 | 826.25 | 14.25 | ** | 2.53 | 3.70 |
| PU X AP | 10 | 2096.30 | 209.63 | 3.62 | ** | 2.16 | 2.98 |
| Galat (b) | 30 | 1739 | 57.97 | | | | |
| Total | 53 | 12715 | | | | | |
| KK (a) | 11.71 | | | | | | |
| KK (b) | 13.39 | | | | | | |

Keterangan= **: sangat nyata, *: nyata, tn: tidak nyata

Lampiran 18a. Rata-rata hasil pengamatan NDVI berbagai paket pemupukan dan varietas

| PU | AP | Ulangan | | | Total | Rataan |
|------------------|----|---------|------|------|-------|--------|
| | | U1 | U2 | U3 | | |
| P1 | V1 | 0.52 | 0.51 | 0.42 | 1.45 | 0.48 |
| | V2 | 0.52 | 0.60 | 0.48 | 1.60 | 0.53 |
| | V3 | 0.55 | 0.55 | 0.52 | 1.62 | 0.54 |
| | V4 | 0.57 | 0.46 | 0.46 | 1.49 | 0.50 |
| | V5 | 0.57 | 0.55 | 0.56 | 1.68 | 0.56 |
| | V6 | 0.60 | 0.57 | 0.57 | 1.74 | 0.58 |
| Sub Total | | 3.33 | 3.25 | 3.00 | 9.58 | 3.19 |
| P2 | V1 | 0.51 | 0.44 | 0.60 | 1.55 | 0.52 |
| | V2 | 0.54 | 0.56 | 0.59 | 1.70 | 0.57 |
| | V3 | 0.58 | 0.52 | 0.63 | 1.72 | 0.57 |
| | V4 | 0.58 | 0.50 | 0.51 | 1.59 | 0.53 |
| | V5 | 0.60 | 0.53 | 0.54 | 1.66 | 0.55 |
| | V6 | 0.65 | 0.49 | 0.58 | 1.71 | 0.57 |
| Sub Total | | 3.46 | 3.04 | 3.44 | 9.94 | 3.31 |
| P3 | V1 | 0.46 | 0.46 | 0.39 | 1.31 | 0.44 |
| | V2 | 0.49 | 0.52 | 0.45 | 1.47 | 0.49 |
| | V3 | 0.50 | 0.51 | 0.53 | 1.54 | 0.51 |
| | V4 | 0.51 | 0.45 | 0.44 | 1.40 | 0.47 |
| | V5 | 0.51 | 0.51 | 0.52 | 1.54 | 0.51 |
| | V6 | 0.53 | 0.55 | 0.58 | 1.65 | 0.55 |
| Sub Total | | 3.01 | 3.00 | 2.90 | 8.91 | 2.97 |
| Total | | 9.80 | 9.29 | 9.33 | 28.43 | 0.53 |
| Rataan | | 0.83 | 0.78 | 0.79 | 28.43 | |

Lampiran 18b. Sidik ragam NDVI

| SK | DB | JK | KT | F. HITUNG | F.TABEL | |
|--------------|-------|------|------|-----------|---------|------|
| | | | | | 0.05 | 0.01 |
| Ulangan | 2 | 0.01 | 0.00 | 0.84 tn | 6.94 | 18 |
| P (PU) | 2 | 0.03 | 0.02 | 2.92 tn | 6.94 | 18 |
| Galat (a) | 4 | 0.02 | 0.01 | | | |
| V (AP) | 5 | 0.05 | 0.01 | 6.66 ** | 2.53 | 3.70 |
| PU X AP | 10 | 0.01 | 0.00 | 0.37 tn | 2.16 | 2.98 |
| Galat (b) | 30 | 0 | 0.00 | | | |
| Total | 53 | 0 | | | | |
| KK (a) | 13.68 | | | | | |
| KK (b) | 7.16 | | | | | |

Keterangan= **: sangat nyata, *: nyata, tn: tidak nyata

Tabel Lampiran19a. Rata-rata hasil pengamatan produksi per hektar (t.ha⁻¹) berbagai paket pemupukan dan varietas

| PU | AP | Ulangan | | | Total | Rataan |
|------------------|----|---------|--------|--------|--------|--------|
| | | U1 | U2 | U3 | | |
| P1 | V1 | 6.07 | 6.40 | 5.67 | 18.13 | 6.04 |
| | V2 | 5.67 | 5.80 | 5.47 | 16.93 | 5.64 |
| | V3 | 6.53 | 7.67 | 6.33 | 20.53 | 6.84 |
| | V4 | 4.67 | 4.33 | 4.67 | 13.67 | 4.56 |
| | V5 | 6.00 | 5.67 | 5.00 | 16.67 | 5.56 |
| | V6 | 7.67 | 8.00 | 8.00 | 23.67 | 7.89 |
| Sub Total | | 36.60 | 37.87 | 35.13 | 109.60 | 36.53 |
| P2 | V1 | 5.00 | 5.93 | 5.00 | 15.93 | 5.31 |
| | V2 | 6.47 | 5.73 | 5.93 | 18.13 | 6.04 |
| | V3 | 6.47 | 7.87 | 6.33 | 20.67 | 6.89 |
| | V4 | 5.73 | 5.80 | 5.33 | 16.87 | 5.62 |
| | V5 | 6.33 | 6.00 | 4.67 | 17.00 | 5.67 |
| | V6 | 6.33 | 7.33 | 7.67 | 21.33 | 7.11 |
| Sub Total | | 36.33 | 38.67 | 34.93 | 109.93 | 36.64 |
| P3 | V1 | 4.27 | 4.67 | 3.67 | 12.60 | 4.20 |
| | V2 | 5.00 | 4.93 | 5.40 | 15.33 | 5.11 |
| | V3 | 6.47 | 6.80 | 5.67 | 18.93 | 6.31 |
| | V4 | 5.00 | 5.00 | 5.00 | 15.00 | 5.00 |
| | V5 | 5.67 | 5.00 | 5.20 | 15.87 | 5.29 |
| | V6 | 6.00 | 6.33 | 6.67 | 19.00 | 6.33 |
| Sub Total | | 32.40 | 32.73 | 31.60 | 96.73 | 32.24 |
| Total | | 105.33 | 109.27 | 101.67 | 316.27 | 5.86 |
| Rataan | | 8.91 | 9.29 | 8.59 | | |

Tabel Lampiran 19b. Sidik ragam produksi per hektar

| SK | DB | JK | KT | F. HITUNG | F.TABEL | |
|--------------|------|-------|------|-----------|---------|-----------|
| | | | | | 0.05 | 0.01 |
| Ulangan | 2 | 1.61 | 0.80 | 10.12 | * | 6.94 18 |
| P (PU) | 2 | 6.29 | 3.15 | 39.67 | ** | 6.94 18 |
| Galat (a) | 4 | 0.32 | 0.08 | | | |
| V (AP) | 5 | 31.78 | 6.36 | 27.92 | ** | 2.53 3.70 |
| PU X AP | 10 | 6.39 | 0.64 | 2.81 | * | 2.16 2.98 |
| Galat (b) | 30 | 7 | 0.23 | | | |
| Total | 53 | 53 | | | | |
| KK (a) | 4.81 | | | | | |
| KK (b) | 8.15 | | | | | |

Keterangan= **: sangat nyata, *: nyata, tn: tidak nyata

Lampiran 20. Deskripsi Varietas Padjajaran

| | |
|----------------------|--|
| SK Menteri Pertanian | : 327/Kpts/TP.010/05/2018 |
| Nomor Seleksi | : BP19562B-WBC-1-7-1 |
| Asal Persilangan | : Inpari 5 / IR66 |
| Golongan | : Cere |
| Umur Tanaman | : ± 105 hari setelah semai |
| Bentuk Tanaman | : Agak Tegak |
| Tinggi Tanaman | : ± 97 cm |
| Daun Bendera | : Agak Tegak |
| Bentuk Gabah | : Ramping |
| Warna Gabah | : Kuning Jerami |
| Warna Beras | : Coklat Muda |
| Kerontokan | : Sedang |
| Kerebahan | : Toleran |
| Tekstur Nasi | : Pulen |
| Kadar Amilosa | : 20,6% |
| Berat 1000 Butir | : 26 gram |
| Rata-rata hasil | : 7,8 ton/ha |
| Potensi Hasil | : 11,0 ton/ha |
| Hama | : Agak tahan terhadap wereng batang coklat biotipe 1 dan 2, Agak rentan wereng batang coklat biotipe 3 |
| Penyakit | : Agak tahan terhadap penyakit hawar daun bakteri strain III, Rentan hawar daun bakteri strain IV dan VIII |
| Anjuran Tanam | : Baik ditanam pada lahan sawah irigasi dataran rendah sampai 600 mdpl |

Lampiran 21. Deskripsi varietas Cakrabuana

| | |
|----------------------|--|
| Tahun Dilepas | : 2018 |
| SK Menteri Pertanian | : 328/Kpts/TP.010/05/2018 |
| Nomor Seleksi | : BP17280M-27D-SKI-1-3-IND-1 |
| Asal Persilangan | : Iradiasi Sinar Gamma Co60 dosis 0,1 kGy terhadap Inpari 13 |
| Golongan | : Cere |
| Umur Tanaman | : ± 104 hari setelah semai |
| Bentuk Tanaman | : Tegak |
| Tinggi Tanaman | : ± 105 cm |
| Daun Bendera | : Tegak |
| Bentuk Gabah | : Panjang Ramping |
| Warna Gabah | : Kuning Bersih |
| Warna Beras | : Coklat Muda |
| Kerontokan | : Sedang |
| Kerebahan | : Sedang |
| Tekstur Nasi | : Pulen |
| Kadar Amilosa | : 22,0% |
| Berat 1000 Butir | : 27,1 gram |
| Rata-rata hasil | : 7,5 ton/ha |
| Potensi Hasil | : 10,2 ton/ha |
| Hama | : Agak tahan terhadap wereng batang coklat biotipe 1, 2, dan 3 |
| Penyakit | : Agak tahan terhadap penyakit hawar daun bakteri strain III Rentan hawar daun bakteri strain IV dan VIII Tahan penyakit blas ras 033, dan 173 Agak tahan penyakit tungro inokulum Purwakarta |
| Anjuran Tanam | : Baik ditanam pada lahan sawah irigasi dataran rendah sampai 600 mdpl |

Lampiran 22. Deskripsi varietas Inpari 13

| | |
|------------------|---|
| Nomor seleksi | : OM1490 |
| Asal seleksi | : OM606/IR18348-36-3-3 |
| Golongan | : Cere |
| Umur tanaman | : 99 hari |
| Bentuk tanaman | : Tegak |
| Tinggi tanaman | : 102 cm |
| Daun bendera | : Tegak |
| Bentuk gabah | : Panjang ramping |
| Warna gabah | : Kuning bersih |
| Kerontokan | : Sedang |
| Kerebahan | : Sedang |
| Tekstur nasi | : Pulen |
| Kadar amilosa | : 22,40% |
| Indeks glikemik | : 45 |
| Berat 1000 butir | : 25,2 gram |
| Rata-rata hasil | : 6,6 ton/ha GKG |
| Potensi hasil | : 8,0 ton/ha GKG |
| Hama | : Tahan terhadap wereng batang coklat biotipe 1, 2, dan 3 |
| Penyakit | : Agak rentan terhadap hawar daun bakteri strain III, IV, dan VIII Tahan terhadap blas ras 033 Tahan penyakit blas ras 033, dan 173 Agak tahan penyakit tungro |
| Anjuran Tanam | : Cocok ditanam diekosistem sawah tadah hujan dataran rendah sampai ketinggian 600 m dpl |

Lampiran 23. Deskripsi varietas Inpari 19

| | |
|------------------|--|
| Nomor seleksi | : B11283-6C-PN-5- MR-2-3-Si-1-2-1-1 |
| Asal seleksi | : BP342B-MR-1-3/BP226E-MR-76 |
| Golongan | : Cere |
| Umur tanaman | : 104 hari |
| Bentuk tanaman | : Tegak |
| Tinggi tanaman | : 102 cm |
| Daun bendera | : Tegak |
| Bentuk gabah | : Panjang ramping |
| Warna gabah | : Kuning |
| Kerontokan | : Sedang |
| Kerebahan | : Sedang |
| Tekstur nasi | : Pulen |
| Kadar amilosa | : 18% |
| Berat 1000 butir | : 25 gram |
| Rata-rata hasil | : 6,7 ton/ha GKG |
| Potensi hasil | : 9,5 ton/ha GKG |
| Hama | : Wereng batang coklat biotipe 1 dan 2 Agak tahan terhadap wereng batang coklat biotipe 3 |
| Penyakit | : Hawar daun bakteri patotipe III Agak tahan hawar daun bakteri patotipe IV Rentan terhadap hawar daun bakteri patoripe VIII |
| Anjuran Tanam | : Cocok ditanam di lahan irigasi dan tadah hujan 0 – 600 mdpl |

Lampiran 24. Deskripsi varietas M70D

| | |
|----------------------|---|
| Persilangan | : Padi Genjah Rawe Malang dengan Cempo Banyuwangi |
| Kategori | : Cerre (Indica) |
| Bentuk | : Berdiri Tegak |
| Umur Tanaman | : 70 hari setelah tanam |
| Tinggi | : 100 cm |
| Jumlah gabah/malai | : 148 bulir |
| Jumlah anakan | : 21 rumpun |
| Warna daun | : hijau |
| Warna lidah daun | : hijau keputihan |
| Warna telinga daun | : hijau kekuningan |
| Warna pangkal batang | : putih tulang |
| Warna batang | : hijau |
| Bentuk bendera daun | : tegak |
| Bentuk bulir gabah | : ramping |
| Warna gabah | : kuning hingga ke ujung |
| Rebah | : tahan kerebahan |
| Rontok | : lumayan mudah rontok |
| Produktivitas | : 9,4 ton / hektar |
| Rata-rata hasil | : 7,6 ton / hektar |
| Berat / 1000 gabah | : 28 gram |
| Tekstur rasa nasi | pulen enak |
| Kadar amilosa | 20,55% |
| Ketahanan terhadap | wereng dan virus tungro |

Lampiran 25. Deskripsi varietas Inpari 32

| | |
|-------------------|--|
| Tahun: | : 2013 |
| Asal Seleksi: | : Ciherang/IRBB64 |
| Bentuk gabah: | : Medium |
| Bentuk tanaman: | : Tegak |
| Berat 1000 butir: | : 27,1 gram |
| Daun bendera: | : Tegak |
| Kadar amilosa: | : $\pm 23,46\%$ |
| Kerebahan: | : Agak tahan |
| Nomor seleksi: | : BP10620F-BB4-15-BB8 |
| Potensi hasil: | : 8,53 ton/ha GKG |
| Rata-rata hasil: | : 6,30 t/ha |
| Tekstur nasi: | : Sedang |
| Tinggi tanaman: | : 97 cm |
| Umur tanaman: | : 120 hari |
| Keterangan: | : Memiliki ketahanan terhadap penyakit Hawar daun bakteri strain III, agak tahan terhadap Hawar Daun Bakteri Strain IV, tahan terhadap blas Ras 033, agak tahan terhadap Tungro, dan agak rentan terhadap wereng coklat biotipe 1, 2, dan 3. Rasa nasi pulen.dengan kadar amilosa 21,8%. |

Lampiran 26. Perhitungan perlakuan pemupukan

Diketahui:

Luas petak utama : 45 m²

Kandungan Phonska : 15% N, 15% P, 15% K (1 kg Phonska mengandung masing- masing 0,15 kg N,P,K)

Kandungan Urea : 46% N (1 kg Urea mengandung 0,46 kg N)

Kebutuhan pupuk:

P1

Kebutuhan Pupuk : 200 kg/Ha N, 100 kg/Ha P, 100 kg/Ha K

Kebutuhan Perpetak : N = (200 kg x 45 m²)/10000 m²= 0,9 kg (0,45 phonska, 0,45 urea)

$$P = (100 \text{ kg} \times 45 \text{ m}^2)/10000 \text{ m}^2 = 0,45 \text{ kg}$$

$$K = (100 \text{ kg} \times 45 \text{ m}^2)/10000 \text{ m}^2 = 0,45 \text{ kg}$$

Pupuk Phonska yang dibutuhkan : (1 kg x 0,45 kg)/0,15 kg= 3 kg

Pupuk Urea yang dibutuhkan : (1 kg x 0,45 kg)/0,46 kg= 0,98 kg

P2

Kebutuhan Pupuk : 150 kg/Ha N, 75 kg/Ha P, 75 kg/Ha K + Kompos 3 Ton/Ha

Kebutuhan Perpetak : N = (150 kg x 45 m²)/10000 m²= 0,68 kg (0,34 ph66 konska, 0,34 urea)

$$P = (75 \text{ kg} \times 45 \text{ m}^2)/10000 \text{ m}^2 = 0,34 \text{ kg}$$

$$K = (75 \text{ kg} \times 45 \text{ m}^2)/10000 \text{ m}^2 = 0,34 \text{ kg}$$

Pupuk Phonska yang dibutuhkan : (1 kg x 0,34 kg)/0,15 kg= 2,27 kg

Pupuk Urea yang dibutuhkan : (1 kg x 0,34 kg)/0,46 kg= 0,74 kg

Kompos Yang digunakan : (3000 kg x 45 m²)/10000 m²= 13,5 kg

P3

Kebutuhan Pupuk : 50 kg/Ha N, 25 kg/Ha P, 25 kg/Ha K + Kompos 5 ton/Ha

Kebutuhan Perpetak : N = (50 kg x 45 m²)/10000 m²= 0,22 kg (0,11 phonska, 0,11 urea)

$$P = (25 \text{ kg} \times 45 \text{ m}^2)/10000 \text{ m}^2 = 0,11 \text{ kg}$$

$$K = (25 \text{ kg} \times 45 \text{ m}^2)/10000 \text{ m}^2 = 0,11 \text{ kg}$$

Pupuk Phonska yang dibutuhkan : $(1 \text{ kg} \times 0,11 \text{ kg})/0,15 \text{ kg} = 0,73 \text{ kg}$
Pupuk Urea yang dibutuhkan : $(1 \text{ kg} \times 0,11 \text{ kg})/0,46 \text{ kg} = 0,24 \text{ kg}$
Kompos Yang digunakan : $(5000 \text{ kg} \times 45 \text{ m}^2)/10000 \text{ m}^2 = 22,5 \text{ kg}$

Total Phonska, Urea, Kompos:

Phonska: 6 kg

Urea: 1,96 kg

Kompos: 36 kg

Lampiran 27. Hasil analisis tanah sebelum pemupukan

| Jenis Penetapan | Nilai |
|---------------------|-------|
| PH-Air | 6.29 |
| Bahan Organik C (%) | 2.1 |
| N (%) | 2.1 |
| P2O5 (cmol(+).kg-1 | 8.66 |
| K(ppm) | 0.12 |


Sumber Data Primer 2022

Lampiran 28. Hasil analisis tanah sesudah pemupukan

| Jenis Penetapan | Nilai |
|---------------------|-------|
| PH-Air | 6.75 |
| Bahan Organik C (%) | 2.06 |
| N (%) | 2.4 |
| P2O5 (cmol(+).kg-1 | 9.05 |
| K(ppm) | 0.19 |

Sumber Data Primer 2022

| | | |
|------|------|------|
| U1 | | |
| P1V1 | P2V4 | P3V1 |
| P1V2 | P2V5 | P3V2 |
| P1V3 | P2V6 | P3V6 |
| P1V4 | P2V1 | P3V3 |
| P1V5 | P2V2 | P3V4 |
| P1V6 | P2V3 | P3V5 |
| U2 | | |
| P3V1 | P2V2 | P1V4 |
| P3V2 | P2V6 | P1V5 |
| P3V6 | P2V1 | P1V6 |
| P3V3 | P2V4 | P1V1 |
| P3V4 | P2V5 | P1V2 |
| P3V5 | P2V3 | P1V3 |
| U3 | | |
| P1V1 | P3V1 | P2V3 |
| P1V2 | P3V2 | P2V5 |
| P1V3 | P3V6 | P2V1 |
| P1V4 | P3V3 | P2V6 |
| P1V5 | P3V4 | P2V2 |
| P1V6 | P3V5 | P2V4 |



Gambar Lampiran 1. Denah rancangan percobaan di lahan penelitian

Keterangan :

P1 = 200 kg/ha N, 100 kg/ha P₂O₅, 100 kg/ha K₂O

P2 = 150 kg/ha N, 75 kg/ha P₂O₅, 75 kg/ha K₂O + 3 ton/ha

P3 = 50 kg/ha N, 25 kg/ha P₂O₅, 25 kg/ha K₂O + 5 ton/ha

V1 = Padjajaran

V2 = Cakrabuana

V3 = Inpari 13

V4 = Inpari 19

V5 = M70D

V6 = Inpari 32



(a)



(b)



(c)



(d)




(e)



(f)



(g)



(h)



(i)

Gambar Lampiran 2. (a) Penyemaian, (b) Penanaman, (c) Kegiatan pemupukan, (d) Kegiatan penyemprotan insektisida dan herbisida, (e) Pembersihan gulma, (f) Kegiatan pengamatan menggunakan drone, (g) Kegiatan pengamatan pra panen, (h) Kegiatan pemanenan, (i) Kegiatan pengamatan pasca panen.



P1V1



P1V2



P1V3



P1V4



P1V5



P1V6



P2V1



P2V2



P2V3



P2V4



P2V5



P2V6



P3V1



P3V2



P3V3



P3V4




P3V5



P3V6

Gambar Lampiran 3. Penampilan berbagai paket pemupukan dan varietas padi




P1V1




P1V2




P1V3



P1V4



P1V5



P1V6



P2V1



P2V2



P2V3



P2V4



P2V5



P2V6



P3V1



P3V2



P3V3



P3V4



P3V5



P3V6

Gambar Lampiran 4. Penampilan malai tanaman padi