

DAFTAR PUSTAKA

- Affif, Faisal. 1994. *Menuju Pemasaran Global*. Trend Pemasaran Internasional. Ersco. Bandung.
- Aji Rizki Vanzza, Zulkarnain Ishak dan Mukhlis. 2017. *Analisis Komparatif Daya Saing Ekspor Biji Kakao antara Indonesia, Pantai Gading dan Ghana : Pendekatan RCA dan CMS*. Jurnal Ekonomi Pembangunan. Vol (15). No.(2).
- Andini, Della dkk. 2016. *Peningkatan Daya Saing Produk Olahan Kakao di Pasar Internasional*. Jurnal Administrasi Bisnis (JAB). Vol (38). No. (2).
- Aristiyanti, Ririn. 2017. *Analisis Saing Uang Indonesia di Pasar Internasional*. Skripsi. Fakultas Pertanian. Universitas Lampung.
- Baso Ria Lestari dan Ratya Anindita. 2018. *Analisis Daya Saing Kopi Indonesia*. Jurnal Ekonomi Pertanian dan Agribisnis (JEPA). Vol (2). No.(1).
- Basri, Faisal dan Haris Munandar. 2010. *Dasar-Dasar Ekonomi Internasional : Pengenalan dan Aplikasi Metode Kuantitatif*. Kencana Prenada Media Group, Jakarta.
- Basri, Faisal dan Munandar, Haris. 2010. *Dasar-dasar Ekonomi Internasional*. Edisi Pertama. Kencana Prenada Media Group. Jakarta.
- Dinas Kelautan dan Perikanan [DKP]. 2020. *Perikanan Dan Kelautan dalam Angka 2020*.
- Dinas Kelautan dan Perikanan Aceh. 2015. Laporan Studi Kelimpahan Lobster di Kabupaten Simeulue. <https://dkp.acehprov.go.id/> Diakses tanggal 10 Agustus 2022 pukul 22.00 WITA.
- Febriani Husnarika, S.Si.,M.Pd dan Kartika Manalu,M.Pd.2020. *Analisis Variasi Morfologi dan Genetika Lobster (Panulirus sp.) di Indonesia menggunakan Mega 6*. Skripsi. Universitas Islam Negeri. Sumatera Utara.
- Gilarso, T. 2004. *Pengantar Ilmu Ekonomi Makro*. Edisi Revisi. Kanisius. Yogyakarta
- Hadzhiev, Veselin. 2014. *More on Measuring the Overall Revealed Comparative Advantage*. Tem Journal;Novi Pazar. Vol(3).Iss 3.
- Kementrian Kelautan dan Perikanan.2017. *Peraturan Menteri Kelautan Dan Perikanan Republik Indonesia Nomor 63/Permen-Kp/2017 Rencana Strategis Kementerian Kelautan dan Perikanan Tahun 2015-2019*.Jakarta.
- Kiet, N. T., & Sumalde, Z. M. 2008. *Comparative and Competitive Advantage of the Shrimp Industry in Mekong River Delta , Vietnam*. Asian Journal of Agriculture and Development, 5(1), 57–80.
- Lestari Yana.2019.*Analisis Pendapatan Masyarakat Pesisir Melalui Budidaya Lobster (Panulirus sp.) pada Fase Pembesaran di Desa Tanjung Luar Kecamatan Keruak KabupatenLombok Timur*. Skripsi. Univesitas Gunung Rinjani Selong.
- Mahmood, Amir. 2000. *Trade Liberalisation and Malaysian Export Competitiveness: Prospects, Problems, and Policy Implications*. Department of Economics. University of Newcastle. Australia
- Martadiningrum Utari, Ketut Sukiyono,dan Sryoto. 2017.*Analisis Daya Saing Kompetitif dan Komparatif pada Industri Kecil Gula Kelapa di Desa Purbosari Kecamatan Seluma Barat Kabupaten Seluma*. Jurnal Agribisnis Terpadu. Vol(10).No.(2).

- Moleong, Lexy J. 2007. *Metodologi Penelitian Kualitatif*. Edisi Revisi. Bandung : PT.Remaja Rosdakarya.
- Nurhayati Ely, Sri Hartoyo, dan Sri Mulatsih. *Analisis Pengembangan Ekspor Pala, Lawang, dan Kapulaga Indonesia*. Jurnal Ekonomi dan Pembangunan Indonesia. Vol (19). No (2).
- Pascasarjana, Program Studi Biologi, Universitas Gadjah Mada. Yogyakarta.
- Porter, Michel. 1990. *Competitive Advantage*, New York. Three Free Past.
- Pratama, Elvanianto Septiyan.2019.Teknik Pembesaran Lobster Mutiara (*Panulirus Ornatus*) Pada Bak Beton Di Instalasi Budidaya Laut (Ibl) Boncong, Tuban, Jawa Timur. Other thesis, Universitas Airlangga.Jawa Timur.
- Pratiwi R.,2013. Lobster Komersial (*Panulirus spp*). *Oseana*. 38(2):55-68.
- Putra, Handy Tribawana Farmada, Abdul Wahib Muhaimin dan Suhartini, 2915. *The Competitiveness Analysis of Indonesia's Tobacco in The International Market*. Habitat. Volume (26). No.(1). Universitas Brawijaya.
- Rotua, Yuliana. 2011. Determinan Volume Ekspor Udang Indonesia di Pasar Internasional. Tesis.Universitas Sumatra Utara. Medan
- Salvatore, D. 1997. *Ekonomi Internasional*. Jakarta: Erlangga.
- Samsu, S.2017. *Metode Penelitian: (Teori dan Aplikasi Penelitian Kualitatif, Kuantitatif, Mixed Methods, serta Research & Development)*.Jambi : Pusaka Jambi.
- Setyanto Arief, Firda Nikmatul Kamila dan Gatut Bintoro. 2020. *Komposisi Spesies Lobster yang Terkumpul pada Atraktor Lampu Bawah Air*. *Journal of Fisheries and Marine Research*. Vol(4).No.(2).
- Setyanto, A., Rachman, N.A., & Yulianto, S. 2018. Distribusi dan Komposisi Spesies Lobster yang Tertangkap di Perairan Laut Jawa bagian Jawa Timur, Indonesia. *JuRnal Perikanan Universitas Gadjah Mada* Vol. 20 No. 2.
- Siregar Afnika Murti. 2018. *Analisis Pengaruh Ekspo, Udang Luar Negeri, Belanja Wisatawan dan Penanaman Modal Asing Terhadap Cagangan Devisa di Indonesia*. Skripsi. Fakultas Ekonomi dan Bisnis. Universitas Sumater Utara. Medan.
- Sururi Misbah, Silvester Simau, Sudirman, Endang Gunaisah, Sepri, Muh Suryono, SAMSUL Muhammad, dan Abdul Ghofir. 2016. *Kajian Sumberdaya Lobster Yang di Daratkan di Kota Sorong, Papua Barat*. *Jurnal airaha*. Vol(5).No.(1).
- Syafei Buyung A. dan Elmiwati. 2020. *Perdagangan Indonesia dan Cina Dalam Rangka Pemanfaatan Preferensi Asean China Free Trade Area*. Dosen dan Alumni Program Doktor Ilmu Ekonomi. Universitas Borobudur.
- Tim Perikanan WWF INDONESIA.2015. *Perikanan lobster laut. Panduan penangkapan dan pananganan*. Seri panduan skala kecil. Better management practices. WWF Indonesia 2.
- Zulham,A. 2018. Kontruksi Sosial Dalam Membangun Bisnis Lobster di Indonesia. *Jurnal kebijakan Perikanan Indonesia*. Vol.10 No.

**L
A
M
P
I
R
A
N**

Lampiran 1. Nilai ekspor komoditas udang lobster (kode HS 030631) negara Singapura, Malaysia, Thailand, China dan Korea dari negara Indonesia.

ITC TRADE MAP
Trade statistics for international business development
Monthly, quarterly and yearly trade data. Import & export values, volumes, growth rates, market shares, etc.

Home & Search Data Availability Reference Material Other ITC Tools More Mrs. elis kusuma English

Product: 030631 - "Rock lobster and other sea crawfish""Palinurus
Country: Indonesia
Partner: All
other criteria: Exports Yearly time series by country Direct data Values US Dollar

List of importing markets for a product exported by Indonesia
Product: 030631 "Rock lobster and other sea crawfish ""Palinurus spp., Panulirus spp. and Jasus spp."" , whether ...
The product code selected above has been created in the 2017 HS revision. View correspondences

Unit: US Dollar thousand

Table Graph Map Comparisons FDI data Tariff data Standards

Download: Time Period (number of columns): 5 per page Rows per page Default (25 per page)

Bilateral 8 digits	Importers	Exported value in 2017	Exported value in 2018	Exported value in 2019	Exported value in 2020	Exported value in 2021*
	World	14,847	26,382	30,122	71,437	24,285
	China	5,890	9,130	12,085	12,941	17,142
	Taipei, Chinese	4,383	10,518	11,964	11,138	3,675
	Hong Kong, China	3,987	5,345	5,506	6,775	2,888
	Singapore	271	767	480	482	352
	Malaysia	103	282	219	118	176
	Cameroun	0	0	6	0	22
	Viet Nam	2	6	4	39,879	11
	United States of America	13	6	27	10	3
	Canada	1	0	12	5	2
	Japan	2	0	2	1	2
	Poland	0	0	6	3	2
	Korea, Republic of	11	23	25	12	1
	Cook Islands	0	0	0	0	1
	Czech Republic	0	0	15	6	1
	Germany	2	0	34	13	1
	Netherlands	0	0	20	12	1
	Rwanda	0	0	0	0	1
	Australia	0	58	-3	0	
	Austria	0	0	1	0	
	Belgium	0	0	5	3	
	Denmark	0	0	1	0	
	France	0	0	3	2	
	Greece	0	0	1	1	
	Iceland	0	0	1	0	

Sources: ITC calculations based on [BPS-Statistics Indonesia](#) statistics since January, 2015.
ITC calculations based on [UN COMTRADE](#) statistics until January, 2015.

Rate this page: ☆☆☆☆☆

Contact us
Email: marketanalysis@intracen.org
Phone: +41 (0) 22 730 05 40

In collaboration with:

Copyright © 1999-2019 International Trade Centre. All rights reserved.

Lampiran 2. Nilai ekspor komoditas udang lobster (kode HS 030631) negara Singapura, Malaysia, Thailand, China dan Korea dari negara Vietnam.

ITC TRADE MAP
Trade statistics for international business development
Monthly, quarterly and yearly trade data. Import & export values, volumes, growth rates, market shares, etc.

Home & Search | Data Availability | Reference Material | Other ITC Tools | More | Mrs. elis kusuma | English

Product: 030631 - "Rock lobster and other sea crawfish" "Palinurus"
Country: Viet Nam
Partner: All
other criteria: Exports | Yearly time series | By country | Direct data | Values | US Dollar

List of importing markets for a product exported by Viet Nam

Product: 030631 "Rock lobster and other sea crawfish" "Palinurus spp., Panulirus spp. and Jasus spp.", whether ...

The product code selected above has been created in the 2017 HS revision. [View correspondences](#)

Unit: US Dollar thousand

Table | Graph | Map | Companies | FDI data | Tariff data | Standard

Bilateral 8 digits	Importers	Exported value in 2017	Exported value in 2018	Exported value in 2019	Exported value in 2020	Exported value in 2021*
	World	0	703	15,620	104,631	22,959
+	China	0	387	14,635	79,515	19,932
+	Hong Kong, China	0	59	215	24,780	2,956
+	Türkiye	0	0	0	12	51
+	Thailand	0	193	723	237	17
+	Taipei, Chinese	0	1	5	35	2
+	United Arab Emirates	0	0	0	0	1
+	Korea, Republic of	0	31	0	0	
+	Malaysia	0	18	26	33	
+	Philippines	0	0	0	3	
+	Singapore	0	14	15	17	
+	United States of America	0	1	1	0	

Sources: ITC calculations based on [Association of Southeast Asian Nations \(ASEAN\)](#) statistics since January, 2021.
ITC calculations based on [UN COMTRADE](#) statistics until January, 2021.


Rate this page: ☆☆☆☆☆

Contact us
Email: marketanalysis@intracen.org
Phone: +41 (0) 22 730 05 40

In collaboration with:


Copyright © 1999-2019 International Trade Centre. All rights reserved.

Lampiran 3. Nilai total ekspor negara Singapura, Malaysia, Thailand, China dan Korea dari negara Indonesia



TRADE MAP

Trade statistics for international business development
Monthly, quarterly and yearly trade data. Import & export values, volumes, growth rates, market shares, etc.



Home & Search Data Availability Reference Material Other ITC Tools More Mrs. elis kusuma * English

Product: Product Group:

World Country: Country Group:

Partner: Partner Group:

other criteria: Yearly time series: Direct data: US Dollar

List of importing markets for a product exported by Indonesia

Product: TOTAL All products

Unit: US Dollar thousand

Table | Graph | Map | Comparison | Public tenders | FDI data | Standard

Download: Time Period (number of columns): per page: Rows per page:




Importers	Exported value in 2017	Exported value in 2018	Exported value in 2019	Exported value in 2020	Exported value in 2021
World	168,810,637	180,215,036	167,682,906	163,306,490	228,231,164
China	23,049,296	27,126,932	27,961,867	31,775,692	53,713,561
United States of America	17,810,363	18,471,422	17,873,447	18,666,798	25,665,933
Japan	17,790,812	19,479,892	16,003,261	13,662,671	17,736,773
India	14,083,573	13,725,676	11,823,491	10,413,999	13,263,813
Malaysia	8,467,527	9,436,721	8,801,815	8,130,627	11,909,374
Singapore	12,767,193	12,991,593	12,916,730	10,712,315	11,176,900
Philippines	6,627,222	6,825,460	6,770,111	5,896,710	8,355,012
Korea, Republic of	8,186,977	9,532,500	7,234,409	6,506,501	8,408,928
Thailand	6,462,142	6,818,949	6,218,393	5,112,862	6,937,495
Taipei, Chinese	4,218,604	4,700,894	4,034,832	4,096,805	6,856,873
Viet Nam	3,587,475	4,583,937	5,153,358	4,941,002	6,663,373
Netherlands	4,038,084	3,898,166	3,204,951	3,114,023	4,616,756
Pakistan	2,398,093	2,467,857	1,944,020	2,366,519	3,811,373
Australia	2,509,179	2,600,076	2,328,625	2,506,396	3,023,536
Bangladesh	1,596,815	1,888,045	1,913,789	1,685,821	2,920,373
Germany	2,669,462	2,709,812	2,405,755	2,456,986	2,799,691
Belx	1,937,884	1,921,238	1,749,463	1,746,083	2,791,746
Spain	2,011,926	2,248,570	1,589,205	1,515,572	2,340,322
Hong Kong, China	2,397,924	2,599,215	2,501,674	2,037,314	1,934,964
United Arab Emirates	1,630,671	1,460,899	1,471,228	1,243,271	1,805,430
Egypt	1,253,624	1,033,514	1,012,782	1,056,619	1,634,391
Belgium	1,241,869	1,261,806	1,075,681	1,237,316	1,612,938
Turkey	1,168,988	1,181,874	1,147,880	1,048,246	1,544,293
Saudi Arabia	1,380,375	1,222,427	1,503,158	1,338,136	1,537,819

Sources: ITC calculations based on [BPS-Statistics Indonesia](#) statistics since January, 2015.
ITC calculations based on [UN COMTRADE](#) statistics until January, 2015.

Rate this page: ☆☆☆☆☆

Contact us
Email: marketanalysis@intracen.org
Phone: +41 (0) 22 730 05 40

In collaboration with:

Copyright © 1999-2019 International Trade Centre. All rights reserved.

Lampiran 4. Nilai total ekspor negara Singapura, Malaysia, Thailand, China dan Korea dari negara Vietnam

ITC TRADE MAP
Trade statistics for international business development
Monthly, quarterly and yearly trade data, import & export values, volumes, growth rates, market shares, etc.

Home & Search | Data Availability | Reference Material | Other ITC Tools | More | Login | English

Product: TOTAL - All products
Country: Viet Nam
Partner: All
Export: Yearly time series
Values: US Dollar

List of importing markets for a product exported by Viet Nam Product: TOTAL All products

Unit: US Dollar thousand

Importers	Exported value in 2017	Exported value in 2018	Exported value in 2019	Exported value in 2020	Exported value in 2021*
World	215,118,607	243,888,698	264,810,323	281,441,457	335,782,598
United States of America	41,549,715	47,580,106	61,403,966	77,072,439	96,327,539
China	35,394,309	41,366,459	41,434,238	48,879,762	55,922,823
Korea, Republic of	14,807,156	18,240,595	19,729,245	19,125,191	21,934,464
Japan	18,792,128	18,833,675	20,426,600	19,269,479	20,117,892
Hong Kong, China	7,574,307	7,957,597	7,161,561	10,435,731	11,885,200
Netherlands	7,096,907	7,085,099	6,882,620	6,995,474	7,682,036
Germany	6,353,565	6,873,196	6,560,243	6,638,897	7,287,758
India	3,756,251	6,543,614	6,675,949	5,234,077	6,258,022
Thailand	4,800,869	5,267,504	5,090,230	4,904,500	6,066,102
United Kingdom	5,415,116	5,779,271	5,780,278	4,951,457	5,785,718
Canada	2,709,238	3,013,846	3,967,144	4,358,867	5,266,409
Cambodia	2,762,309	3,791,860	4,311,012	4,221,096	4,830,371
United Arab Emirates	5,026,906	5,225,283	4,785,303	3,916,600	4,692,460
Aras Hes	2,365,339	3,726,027	4,310,607	3,733,875	4,663,806
Taipei, Chinese	2,568,269	3,151,440	4,404,371	4,319,555	4,585,654
Philippines	2,833,417	3,484,942	3,734,029	3,663,389	4,579,179
Mexico	2,338,389	2,239,576	2,829,016	3,197,097	4,562,565
Australia	3,271,003	3,965,869	3,495,325	3,622,276	4,454,673
Malaysia	4,204,340	4,064,630	3,789,343	3,367,833	4,383,038
Sri Lanka	2,979,172	3,195,677	3,174,305	3,009,333	3,967,504
Indonesia	2,858,868	3,533,891	3,369,983	3,823,620	3,915,596
Italy	2,734,908	2,890,293	3,439,949	3,102,293	3,842,471
Belarus	2,260,572	2,410,478	2,552,276	2,313,679	3,604,254
Russian Federation	2,168,650	2,446,400	2,667,503	2,849,201	3,203,484

Sources: ITC calculations based on [Association of Southeast Asian Nations \(ASEAN\)](#) statistics since January, 2021.
ITC calculations based on [UN COMTRADE](#) statistics until January, 2021.

Rate this page: ☆☆☆☆☆

Contact us
Email: marketanalysis@intracen.org
Phone: +41 (0) 22 730 05 40

In collaboration with:

Copyright © 1999-2019 International Trade Centre. All rights reserved.

Lampiran 5. Nilai ekspor komoditas udang lobster (kode HS 030631) dari dunia ke Singapura

ITC TRADE MAP
Trade statistics for international business development
Monthly, quarterly and yearly trade data. Import & export values, volumes, growth rates, market shares, etc.

Home & Search | Data Availability | Reference Material | Other ITC Tools | More | Mrs. elis kusuma | English

Product: 030631 - "Rock lobster and other sea crawfish""Palinurus
Country: Singapore
Partner: All
other criteria: Imports | Yearly time series | By country | Direct data | Values | US Dollar

List of supplying markets for a product imported by Singapore
Product: 030631 "Rock lobster and other sea crawfish""Palinurus spp., Panulirus spp. and Jasus spp.", whether ...
The product code selected above has been created in the 2017 HS revision. [View correspondences](#)

Unit: US Dollar thousand

Table | Graph | Map | Companies | FDI data | Tariff data | Standards

Bilateral & digits	Exporters	Imported value in 2017	Imported value in 2018	Imported value in 2019	Imported value in 2020	Imported value in 2021*
	World	0	2,360	1,865	1,354	3,526
	Australia	0	835	1,012	603	2,760
	Papua New Guinea	0	0	0	149	297
	Malaysia	0	53	51	162	241
	Indonesia	0	309	321	145	103
	India	0	312	89	36	61
	Japan	0	7	44	6	31
	Thailand	0	0	0	5	9
	Netherlands	0	0	5	0	2
	Korea, Republic of	0	0	0	0	1
	France	0	0	1	5	1
	Bulgaria	0	0	0	1	
	Canada	0	78	151	6	
	Sri Lanka	0	10	4	10	
	China	0	0	0	3	
	Hong Kong, China	0	2	0	0	
	New Zealand	0	155	94	116	
	Pakistan	0	65	3	0	
	Philippines	0	0	0	1	
	Viet Nam	0	25	2	6	
	South Africa	0	0	11	22	
	United Kingdom	0	1	0	0	
	United States of America	0	506	98	78	

Sources: ITC calculations based on [IE Singapore](#) statistics since January, 2015.
ITC calculations based on [UN COMTRADE](#) statistics until January, 2015.

Rate this page: ☆☆☆☆☆

Contact us
Email: marketanalysis@intracen.org
Phone: +41 (0) 22 730 05 40

In collaboration with:

Copyright © 1999-2019 International Trade Centre. All rights reserved.

Lampiran 6. Nilai total ekspor dari dunia ke Singapura

ITC TRADE MAP
Trade statistics for international business development
Monthly, quarterly and yearly trade data. Import & export values, volumes, growth rates, market shares, etc.

Home & Search Data Availability Reference Material Other ITC Tools More Mrs. elis kusuma English

Product: TOTAL - All products Product Group: None
Country: Singapore Country Group: None
Partner: All Partner Group: None

other criteria Imports Yearly time series By country Direct data Values US Dollar

List of supplying markets for a product imported by Singapore

Product: TOTAL All products

Unit: US Dollar thousand

Table Graph Map Companies Public tenders FDI data Standard

Download Time Period (number of columns): 5 per page Rows per page: Default (25 per page)

Exporters	Imported value in 2012	Imported value in 2018	Imported value in 2019	Imported value in 2020	Imported value in 2021
World	327,482,650	370,840,515	359,008,206	328,822,696	406,912,789
China	45,313,489	49,692,881	49,037,427	47,396,083	54,649,679
Malaysia	38,833,874	42,828,079	41,893,622	41,731,280	53,767,745
Japan, Chinese	27,121,348	31,455,009	32,379,409	36,305,248	51,155,141
United States of America	34,595,892	42,152,513	43,943,365	35,174,619	40,601,932
Korea, Republic of	16,169,746	14,209,551	13,702,419	15,554,855	22,210,770
Japan	26,471,052	22,175,352	19,373,703	18,118,609	21,819,549
Indonesia	16,121,479	15,229,785	15,609,420	13,959,605	15,223,596
United Arab Emirates	8,828,234	9,706,118	11,520,400	6,243,465	12,555,894
France	8,938,365	11,438,965	12,167,788	10,224,773	11,530,140
Germany	9,484,249	10,128,541	9,908,904	8,833,711	10,300,199
Thailand	7,167,007	8,301,273	7,657,223	9,785,483	9,812,083
Switzerland	9,152,571	10,198,329	6,686,193	5,958,162	8,258,171
Philippines	5,736,643	7,324,326	7,085,969	6,867,868	8,119,417
India	7,268,239	7,270,269	6,367,346	5,180,220	7,368,079
Australia	4,082,971	5,483,847	6,257,457	4,721,304	7,245,181
United Kingdom	5,536,315	7,733,232	8,851,990	7,906,527	6,867,086
Saudi Arabia	6,148,635	12,646,226	8,397,823	5,053,343	6,177,249
Qatar	5,181,874	6,792,213	5,371,572	3,530,183	5,011,007
Ruby	3,772,115	4,348,815	4,147,433	3,941,790	4,954,649
Viet Nam	3,355,904	3,470,606	3,646,889	4,013,325	4,366,939
Brazil	1,449,430	1,596,664	1,471,831	2,651,686	4,083,556
Russian Federation	4,685,586	5,767,594	4,717,969	1,376,623	3,265,713
Hong Kong, China	4,435,068	3,642,644	3,492,281	3,788,734	3,250,944
Netherlands	3,807,135	4,301,976	3,130,428	2,451,389	3,121,392

Sources: ITC calculations based on [IE Singapore](#) statistics since January, 2015.
ITC calculations based on [UN.COMTRADE](#) statistics until January, 2015.

Rate this page: ☆☆☆☆☆

Contact us
Email: marketanalysis@intracen.org
Phone: +41 (0) 22 730 05 40

In collaboration with:

Copyright © 1999-2019 International Trade Centre. All rights reserved.

Lampiran 7. Nilai ekspor komoditas udang lobster (kode HS 030631) dari dunia ke Malaysia

ITC TRADE MAP
Trade statistics for international business development
Monthly, quarterly and yearly trade data. Import & export values, volumes, growth rates, market shares, etc.

Home & Search Data Availability Reference Material Other ITC Tools More Mrs. elis kusuma English

Product: 030631 - "Rock lobster and other sea crawfish""Palinurus
Country: Malaysia
Partner: All

List of supplying markets for a product imported by Malaysia
Product: 030631 "Rock lobster and other sea crawfish""Palinurus spp., Panulirus spp. and Jasus spp.", whether ...
The product code selected above has been created in the 2017 HS revision. View correspondences

Unit: US Dollar thousand

Bilateral & digits	Exporters	Imported value in 2017	Imported value in 2018	Imported value in 2019	Imported value in 2020	Imported value in 2021*
	World	965	742	198	88	40
	Australia	407	315	102	50	26
	Thailand	0	0	17	25	14
	Canada	413	136	0	0	
	France	4	2	0	0	
	Hong Kong, China	0	47	36	5	
	Indonesia	53	42	8	0	
	New Zealand	21	48	0	0	
	Norway	23	0	0	0	
	Pakistan	4	0	0	0	
	Philippines	16	150	35	0	
	Singapore	0	2	0	0	
	Viet Nam	12	1	0	0	
	United States of America	12	0	0	8	

Sources: ITC calculations based on [Department of Statistics Malaysia \(DOSM\)](#) statistics since January, 2015.
ITC calculations based on [UN COMTRADE](#) statistics until January, 2015.

Rate this page: ☆☆☆☆☆

Contact us
Email: marketanalysis@intracen.org
Phone: +41 (0) 22 730 05 40

In collaboration with:

Copyright © 1999-2019 International Trade Centre. All rights reserved.

Lampiran 8. Nilai total ekspor dari dunia ke Malaysia

ITC TRADE MAP
Trade statistics for international business development
Monthly, quarterly and yearly trade data. Import & export values, volumes, growth rates, market shares, etc.

Home & Search Data Availability Reference Material Other ITC Tools More Mrs. elis kusuma English

Product: TOTAL - All products Product Group: None
 Country: Malaysia Country Group: None
 Partner: All Partner Group: None
 other criteria: Imports Yearly time series by country Direct data Values US Dollar

List of supplying markets for a product imported by Malaysia
Product: TOTAL All products

Unit: US Dollar thousand

Table Graph Map Companies Public tenders FDI data Standards

Download Time Period (number of columns): 5 per page Rows per page: Default (25 per page)

Exporters	Imported value in 2017	Imported value in 2018	Imported value in 2019	Imported value in 2020	Imported value in 2021
World	195,080,585	217,664,499	204,988,314	189,558,672	238,321,107
China	38,286,785	43,378,353	42,395,009	40,754,170	55,285,162
Singapore	21,581,783	25,510,360	21,620,587	17,534,569	22,824,611
Taipei, Chinese	12,744,321	15,762,691	13,768,894	13,726,902	18,154,001
United States of America	16,146,742	16,116,608	16,584,568	16,525,903	18,083,190
Japan	14,805,199	15,749,962	15,351,881	14,532,350	17,794,100
Indonesia	8,809,926	9,986,439	9,367,954	8,708,446	13,490,572
Korea, Republic of	8,482,126	9,650,585	9,369,094	10,764,806	12,089,502
Thailand	11,210,315	12,051,075	10,663,974	8,130,039	11,001,813
Germany	6,112,390	6,541,133	6,457,518	5,521,252	6,153,315
India	6,257,871	6,583,944	5,863,491	5,928,938	5,921,677
Viet Nam	5,266,182	4,777,785	4,729,223	4,274,053	5,736,488
Australia	4,676,447	5,352,474	5,625,009	4,635,634	5,446,502
Hong Kong, China	3,261,002	3,730,142	3,390,402	3,372,280	4,256,353
Ireland	836,170	1,151,127	980,730	586,942	3,040,257
Saudi Arabia	2,506,012	4,439,203	4,539,333	3,842,895	3,018,151
United Arab Emirates	3,067,506	2,873,676	3,728,404	2,880,638	2,825,937
Brazil	2,105,740	1,967,220	1,821,999	2,069,363	2,794,931
Philippines	2,089,212	2,277,922	2,179,615	2,085,121	2,391,690
Switzerland	2,758,897	2,648,352	1,572,470	1,452,707	1,864,650
Italy	1,679,737	1,655,152	1,702,811	1,589,661	1,851,112
United Kingdom	1,565,950	1,728,679	1,775,057	1,589,641	1,785,082
France	3,004,298	4,123,184	2,622,488	1,488,419	1,678,504
Argentina	1,163,708	1,193,559	1,113,292	1,229,621	1,662,212
Russian Federation	827,312	1,158,092	1,077,175	762,458	1,189,208

Sources: ITC calculations based on [Department of Statistics Malaysia \(DOSM\)](#) statistics since January, 2015.
 ITC calculations based on [UN COMTRADE](#) statistics until January, 2015.

Rate this page: ☆☆☆☆☆

Contact us
 Email: marketanalysis@intracen.org
 Phone: +41 (0) 22 730 05 40

In collaboration with:

Copyright © 1999-2019 International Trade Centre. All rights reserved.

Lampiran 9. Nilai ekspor komoditas udang lobster (kode HS 030631) dari dunia ke Thailand

ITC TRADE MAP
Trade statistics for international business development
Monthly, quarterly and yearly trade data, import & export values, volumes, growth rates, market shares, etc.

Home & Search Data Availability Reference Material Other ITC Tools More Mrs. ehs kusuma English

Product: 030631 - "Rock lobster and other sea crawfish""Palinurus sp.
Country: Thailand
Partner: All
Product Group: None
Country Group: None
Partner Group: None

List of supplying markets for a product imported by Thailand
Product: 030631 "Rock lobster and other sea crawfish""Palinurus spp., Panulirus spp. and Jasus spp.", whether ...
The product code selected above has been created in the 2017 HS revision. View correspondences

Unit: US Dollar thousand

Bilateral 8 digits	Exporters	Imported value in 2017	Imported value in 2018	Imported value in 2019	Imported value in 2020	Imported value in 2021 *
	World	10,061	8,289	9,456	4,969	15,137
	Australia	1,160	14	6	10	11,076
	Myanmar	1,936	3,493	4,817	3,682	5,324
	Somalia	0	0	15	34	767
	Papua New Guinea	0	0	0	0	487
	Tanzania, United Republic of	793	477	892	109	142
	Kenya	784	1,004	1,238	208	114
	Ghana	4	0	0	0	111
	Viet Nam	1,737	1,916	2,292	569	31
	Sri Lanka	1,046	33	2	19	26
	Morocco	0	0	0	0	23
	India	543	529	128	38	20
	Japan	59	14	25	14	11
	Indonesia	804	539	186	63	3
	Korea, Republic of	2	0	1	0	
	Bangladesh	1	0	2	0	
	Canada	1	0	0	0	
	France	0	0	2	1	
	Hong Kong, China	178	0	0	0	
	Mexico	169	107	0	0	
	Namibia	98	0	0	0	
	Netherlands	0	2	0	0	
	Pakistan	318	50	31	1	
	Philippines	0	11	16	1	
	Portugal	108	0	0	0	

Sources: ITC calculations based on [The customs department of the kingdom of Thailand](#) statistics since January, 2015.
ITC calculations based on [UN COMTRADE](#) statistics since January, 2009 and until January, 2015.
ITC calculations based on [The customs department of the kingdom of Thailand](#) statistics since January, 2008 and until January, 2009.
ITC calculations based on [UN COMTRADE](#) statistics until January, 2008.

Rate this page: ☆☆☆☆☆

Contact us
Email: marketanalysis@intracen.org
Phone: +41 (0) 22 730 05 40

In collaboration with:

Copyright © 1990-2019 International Trade Centre. All rights reserved.

Lampiran 10. Nilai total ekspor dari dunia ke Thailand

ITC TRADE MAP
Trade statistics for international business development
Monthly, quarterly and yearly trade data. Import & export values, volumes, growth rates, market shares, etc.

Home & Search | Data Availability | Reference Material | Other ITC Tools | More | Mrs. elis kusuma | English

Product: TOTAL - All products | Product Group: None
 Country: Thailand | Country Group: None
 Partner: All | Partner Group: None

other criteria: Imports | Yearly time series | by country | Direct data | Values | US Dollar

List of supplying markets for a product imported by Thailand | Product: TOTAL All products

Unit: US Dollar thousand

Table | Graph | Map | Companies | Public tenders | FDI data | Standard

Download: | Time Period (number of columns): | Rows per page: Default (25 per page)

Exporters	Imported value in 2017	Imported value in 2018	Imported value in 2019	Imported value in 2020	Imported value in 2022
World	224,999,327	251,099,196	240,139,196	208,615,061	260,102,03
China	44,675,724	50,265,563	50,953,351	50,172,100	66,646,10
Japan	32,360,839	35,450,691	33,650,472	27,825,440	35,689,94
United States of America	15,161,279	15,305,751	17,751,137	15,189,239	14,623,60
Malaysia	11,883,973	13,470,843	13,103,666	10,318,600	12,090,81
Taipei, Chinese	8,220,112	8,865,758	8,137,670	8,260,175	10,521,02
Korea, Republic of	8,142,146	8,912,579	8,748,743	7,689,187	9,928,12
United Arab Emirates	7,847,582	10,951,461	7,572,707	5,551,188	9,882,80
Indonesia	7,443,701	8,147,323	7,350,482	5,871,246	8,246,70
Singapore	6,022,420	7,746,218	7,745,333	7,596,839	7,366,70
Viet Nam	5,020,568	5,752,419	5,533,807	5,521,208	6,970,45
Australia	4,472,407	5,984,770	4,037,927	3,425,794	6,441,95
India	3,937,754	4,862,835	4,883,577	4,291,906	6,433,42
Germany	6,124,490	6,797,358	6,390,731	5,341,333	6,219,45
Saudi Arabia	6,252,402	7,407,639	5,848,432	4,053,061	5,639,13
Switzerland	7,267,983	6,860,635	3,687,213	2,254,051	5,088,72
Philippines	3,268,091	3,464,541	3,271,142	3,051,246	3,845,54
Brack	2,186,140	2,074,231	2,065,461	2,368,574	3,406,10
Qatar	2,556,719	3,555,230	3,436,881	2,002,610	3,381,91
Lao People's Democratic Republic	2,237,224	2,826,599	2,568,803	2,587,324	3,256,01
Hong Kong, China	2,922,413	2,955,114	3,004,628	2,005,177	2,845,50
Myanmar	2,487,070	3,032,115	3,284,071	2,815,188	2,815,05
Thailand	3,308,948	3,341,831	3,726,669	2,721,518	2,892,91
Italy	2,086,050	2,177,304	2,623,698	2,171,048	2,477,48
France	3,498,759	3,796,273	3,082,419	2,253,794	2,477,18

Sources: ITC calculations based on [The customs department of the kingdom of Thailand](#) statistics since January, 2015.
 ITC calculations based on [UN.COMTRADE](#) statistics since January, 2009 and until January, 2015.
 ITC calculations based on [The customs department of the kingdom of Thailand](#) statistics since January, 2008 and until January, 2009.
 ITC calculations based on [UN.COMTRADE](#) statistics until January, 2008.

Rate this page: ☆☆☆☆☆

Contact us
 Email: marketanalysis@intracen.org
 Phone: +41 (0) 22 730 05 40

In collaboration with:

Lampiran 11. Nilai ekspor komoditas udang lobster (kode HS 030631) dari dunia ke China

ITC TRADE MAP
Trade statistics for international business development
Monthly, quarterly and yearly trade data, import & export values, volumes, growth rates, market shares, etc.

Home & Search | Data Availability | Reference Material | Other ITC Tools | More | Mrs. elis kusuma | English

Product: 030631 "Rock lobster and other sea crawfish""Palinurus spp., Panulirus spp. and Jasus spp.""
Country: China
Partner: All

List of supplying markets for a product imported by China
Product: 030631 "Rock lobster and other sea crawfish""Palinurus spp., Panulirus spp. and Jasus spp.""
The product code selected above has been created in the 2017 HS revision.

Bilateral 8 digits	Exporters	Imported value in 2017	Imported value in 2018	Imported value in 2019	Imported value in 2020	Imported value in 2021*
	World	470,910	912,315	941,737	901,094	623,947
	New Zealand	204,663	217,361	197,503	207,629	247,486
	Mexico	15,469	97,027	99,561	107,058	122,406
	United States of America	43,639	50,774	27,562	36,274	66,965
	Viet Nam	70	265	16,471	169,757	36,534
	South Africa	16,345	33,619	30,194	22,395	29,597
	Indonesia	6,846	12,904	16,181	17,174	20,733
	Thailand	926	61	88	1,206	16,236
	Portugal	2,243	1,598	887	913	14,527
	Mauritius	623	1,515	1,126	169	8,531
	Tanzania, United Republic of	4,615	3,053	2,343	3,998	7,580
	Philippines	4,757	2,996	4,752	4,516	6,311
	Kenya	1,305	2,545	3,361	2,483	5,178
	Brazil	133	2,576	4,308	2,637	4,637
	Namibia	479	985	1,756	754	4,690
	Chile	3,191	3,100	2,127	698	4,674
	Sri Lanka	215	498	730	1,337	3,397
	Mozambique	3,752	3,644	3,524	1,448	2,971
	Ghana	1,566	1,869	1,785	1,347	2,720
	India	1,989	2,589	2,622	2,016	2,655
	Papua New Guinea	0	0	575	1,125	2,622
	Myanmar	1,306	2,745	2,402	1,311	2,605
	Antigua and Barbuda	0	0	0	0	2,556
	Jamaica	0	653	1,020	375	2,138
	Pakistan	663	849	354	859	1,866

Sources: ITC calculations based on [General Customs Administration of China](#) statistics since January, 2015.
ITC calculations based on [UN COMTRADE](#) statistics until January, 2015.

Contact us
Email: marketanalysis@intracen.org
Phone: +41 (0) 22 730 05 40

In collaboration with:
European Union, United Nations, ITC

Copyright © 1999-2019 International Trade Centre. All rights reserved.

Lampiran 12. Nilai total ekspor dari dunia ke China

ITC TRADE MAP
Trade statistics for international business development
Monthly, quarterly and yearly trade data. Import & export values, volumes, growth rates, market shares, etc.

Home & Search Data Availability Reference Material Other ITC Tools More Mrs. elis kusuma English

Product: TOTAL - All products Product Group: None
Country: China Country Group: None
Partner: All Partner Group: None

other criteria Imports Yearly time series By country Direct data Values US Dollar

List of supplying markets for a product imported by China

Product: TOTAL All products

Unit: US Dollar thousand

Table Graph Map Companies Public tenders FDI data Standard

Download Time Period (number of columns): 5 per page Rows per page: Default (25 per page)

Exporters	Imported value in 2017	Imported value in 2018	Imported value in 2019	Imported value in 2020	Imported value in 2021
World	1,840,957,060	2,134,987,265	2,066,513,429	2,057,021,048	2,675,880,064
Taipei, Chinese	154,796,770	177,345,362	173,012,781	200,497,888	249,876,255
Korea, Republic of	177,523,904	204,586,451	173,559,029	173,100,171	213,445,080
Japan	166,494,647	180,401,786	171,768,696	174,656,179	205,523,715
United States of America	154,839,664	166,004,357	123,792,117	136,339,521	180,971,848
Australia	94,632,892	105,083,923	121,289,666	117,693,743	163,729,736
China	132,604,645	146,381,812	129,792,198	126,264,226	156,820,006
Germany	96,932,837	106,257,241	105,087,088	105,110,506	119,920,072
Brazil	88,476,878	77,141,726	79,962,547	85,517,209	109,877,876
Malaysia	83,961,162	83,321,954	71,909,977	75,174,351	96,192,537
Viet Nam	80,374,166	64,087,300	64,116,679	78,473,072	82,315,967
Russian Federation	41,351,921	58,887,066	61,190,632	57,114,667	78,142,344
Indonesia	28,517,172	34,154,685	34,113,874	37,480,543	63,886,547
Thailand	41,805,850	44,918,670	46,161,651	48,139,504	61,818,243
Saudi Arabia	31,751,593	45,898,673	54,195,937	38,069,814	56,961,585
Chile	20,891,275	26,999,814	26,229,201	29,932,012	39,458,634
France	27,079,913	32,330,186	32,591,682	29,712,368	39,126,640
Singapore	34,133,663	33,638,316	35,237,819	31,616,282	38,803,080
Switzerland	33,014,622	38,706,199	27,402,268	17,494,678	38,068,596
South Africa	24,833,903	27,240,322	25,948,856	20,824,538	32,973,970
Canada	26,337,836	28,354,115	28,162,090	22,063,323	30,450,113
Italy	20,365,868	21,189,551	21,427,673	22,252,402	30,328,014
Oman	13,170,395	18,821,414	19,650,165	15,659,425	28,587,514
United Arab Emirates	12,224,129	16,281,247	15,336,739	17,054,552	29,567,889
India	16,333,354	18,850,037	17,985,879	20,977,286	28,137,336

Sources: ITC calculations based on [General Customs Administration of China](#) statistics since January, 2015.
ITC calculations based on [UN.COMTRADE](#) statistics until January, 2015.

Rate this page: ☆☆☆☆☆

Contact us
Email: marketanalysis@intracen.org
Phone: +41 (0) 22 730 05 40

In collaboration with:

Copyright © 1999-2019 International Trade Centre. All rights reserved.

Lampiran 13. Nilai ekspor komoditas udang lobster (kode HS 030631) dari dunia ke Korea

ITC TRADE MAP
Trade statistics for international business development
Monthly, quarterly and yearly trade data. Import & export values, volumes, growth rates, market shares, etc.

Home & Search | Data Availability | Reference Material | Other ITC Tools | More | Mrs. elis kusuma | English

Product: 030631 - "Rock lobster and other sea crawfish ""Palinurus""
Country: Korea, Republic of
Partner: All
Imports | Yearly time series | By country | Direct data | Values | US Dollar

List of supplying markets for a product imported by Korea, Republic of
Product: 030631 "Rock lobster and other sea crawfish ""Palinurus spp., Panulirus spp. and Jasus spp."", whether ...
The product code selected above has been created in the 2017 HS revision. [View correspondences](#)

Unit: US Dollar thousand

Table | Graph | Map | Companies | FDI data | Tariff data

Download: [Icons] | Time Period (number of columns): 5 per page | Rows per page: Default (25 per page)

Bilateral & digits	Exporters	Imported value in 2017	Imported value in 2018	Imported value in 2019	Imported value in 2020	Imported value in 2021*
World		12	44	13	7	2,508
	Australia	0	0	0	0	2,505
	Pakistan	0	0	0	0	2
	Chile	1	0	0	0	
	Indonesia	1	2	7	1	
	Japan	0	5	0	1	
	Taipei, Chinese	3	9	3	1	
	Singapore	0	1	0	0	
	Viet Nam	1	0	0	0	
	Thailand	3	22	3	0	
	United States of America	4	5	0	4	

Sources: ITC calculations based on [Korea Customs and Trade Development Institute \(KCTDI\)](#) statistics since January, 2013.
ITC calculations based on [UN COMTRADE](#) statistics until January, 2013.

Rate this page: ☆☆☆☆☆

Contact us
Email: marketanalysis@intracen.org
Phone: +41 (0) 22 730 05 40

In collaboration with:

Copyright © 1999-2019 International Trade Centre. All rights reserved.

Lampiran 14. Nilai total ekspor dari dunia ke Korea

ITC TRADE MAP
Trade statistics for international business development
Monthly, quarterly and yearly trade data, import & export values, volumes, growth rates, market shares, etc.

Home & Search | Data Availability | Reference Material | Other ITC Tools | More | Mrs. elis kusuma | English

Product: TOTAL - All products | Product Group: None
 Country: Korea, Republic of | Country Group: None
 Partner: All | Partner Group: None

other criteria: Imports | Yearly time series | By country | Direct data | Values | US Dollar

List of supplying markets for a product imported by Korea, Republic of

Product: TOTAL All products

Unit: US Dollar thousand

Table | Graph | Map | Companies | Public tenders | FDI data

Download: | Time Period (number of columns): 5 per page | Rows per page: Default (25 per page)

Exporters	Imported value in 2017	Imported value in 2018	Imported value in 2019	Imported value in 2020	Imported value in 2021
World	478,413,948	535,172,391	503,259,297	467,540,264	615,034,495
China	97,856,888	106,478,995	107,219,763	108,870,202	138,622,072
United States of America	80,901,449	89,096,183	82,102,883	87,788,420	73,815,250
Japan	55,133,802	54,605,035	47,575,433	46,024,958	54,636,796
Australia	19,126,143	20,899,049	20,606,103	18,712,760	32,914,445
Saudi Arabia	19,581,250	26,321,066	21,814,446	15,980,047	24,271,134
Viet Nam	18,176,130	19,631,683	21,071,447	20,578,653	23,985,702
Taipei, Chinese	18,072,075	18,736,993	15,718,145	17,836,179	23,483,116
Germany	19,747,269	20,852,203	19,939,180	20,671,146	21,993,439
Russian Federation	12,049,114	17,800,351	14,549,761	10,622,976	17,352,293
Qatar	11,283,682	16,296,814	13,039,939	7,582,405	11,810,985
Indonesia	9,571,200	11,159,864	8,816,007	7,594,244	10,727,453
Singapore	8,904,384	7,977,520	6,659,093	8,444,688	10,691,521
Malaysia	8,715,049	10,205,902	9,280,952	8,894,207	10,457,104
Netherlands	8,141,528	6,892,355	4,195,701	6,229,742	9,163,948
Kuwait	9,606,487	12,789,534	10,761,946	5,827,701	8,280,131
India	4,949,357	5,884,201	5,566,103	4,899,579	8,055,383
Italy	5,895,400	6,303,986	6,452,368	6,655,054	8,012,829
Mexico	4,401,487	5,097,903	6,158,155	6,354,126	7,887,963
United Arab Emirates	9,544,779	9,285,698	8,987,122	5,696,121	7,318,613
Thailand	5,201,917	5,581,289	5,317,603	5,195,921	7,007,365
France	5,752,466	5,873,124	5,839,543	5,886,930	6,643,097
Brazil	3,700,980	3,904,194	4,297,099	4,237,491	6,810,677
Canada	5,042,224	5,753,185	5,757,600	4,405,543	6,363,504
United Kingdom	6,317,751	6,809,242	4,167,746	4,389,504	5,808,975

Sources: ITC calculations based on [Korea Customs and Trade Development Institute \(KCTDI\)](#) statistics since January, 2013.
 ITC calculations based on [UN.COMTRADE](#) statistics until January, 2013.

Rate this page: ☆☆☆☆☆

Contact us
 Email: marketanalysis@intracen.org
 Phone: +41 (0) 22 730 05 40

In collaboration with:

Copyright © 1999-2019 International Trade Centre. All rights reserved.

Lampiran 15. Nilai ekspor komoditi udang lobster negara Singapura oleh negara Indonesia

UN Comtrade Database

HS (as reported) commodity codes

020631 - Crustaceans, live, fresh or chilled, rock lobsters and other sea crawfish (Palinurus spp., Panulirus spp., Jasus spp.), in shell or not

4. See the results

5. Preview (5 records)

Period	Trade Flow	Reporter	Partner	Commodity Code	Trade Value (US\$)	Netweight (kg)	Qty Unit	Qty	Flag
2017	Export	Indonesia	Singapore	020631	\$334,662	76,007	Weight in kilograms	76,007	0
2018	Export	Indonesia	Singapore	020631	\$708,607	81,025	Weight in kilograms	81,523	0
2019	Export	Indonesia	Singapore	020631	\$409,701	29,500	Weight in kilograms	29,593	0
2020	Export	Indonesia	Singapore	020631	\$462,173	40,015	Weight in kilograms	43,213	0
2021	Export	Indonesia	Singapore	020631	\$301,798	45,883	Weight in kilograms	45,883	0

Lampiran 16. Nilai ekspor komoditi udang lobster negara Malaysia oleh negara Indonesia

UN Comtrade Database

HS (as reported) commodity codes

020631 - Crustaceans, live, fresh or chilled, rock lobsters and other sea crawfish (Palinurus spp., Panulirus spp., Jasus spp.), in shell or not

4. See the results

5. Preview (5 records)

Period	Trade Flow	Reporter	Partner	Commodity Code	Trade Value (US\$)	Netweight (kg)	Qty Unit	Qty	Flag
2017	Export	Indonesia	Malaysia	020631	\$108,373	19,375	Weight in kilograms	19,375	0
2018	Export	Indonesia	Malaysia	020631	\$261,790	22,111	Weight in kilograms	22,111	0
2019	Export	Indonesia	Malaysia	020631	\$216,640	10,914	Weight in kilograms	10,914	0
2020	Export	Indonesia	Malaysia	020631	\$118,862	17,318	Weight in kilograms	17,318	0
2021	Export	Indonesia	Malaysia	020631	\$178,290	33,758	Weight in kilograms	33,758	0

Lampiran 17. Nilai ekspor komoditi udang lobster negara Thailand oleh negara Indonesia

UN Comtrade Database

030631 - Crustaceans, live, fresh or chilled, rock lobsters and other sea crawfish (Palinurus spp., Panulirus spp., Jasus spp.), in shell or not

4. See the results

Get data > Download CSV > More information about data >

Showing 1 to 5 of 5 entries

Period	Trade Flow	Reporter	Partner	Commodity Code	Trade Value (US\$)	Netweight (kg)	Qty Unit	Qty	Flag
2017	Export	Indonesia	Thailand	030631	\$22,968	10,047	Weight in kilograms	10,047	0
2018	Export	Indonesia	Thailand	030631	\$28,968	14,048	Weight in kilograms	14,048	0
2019	Export	Indonesia	Thailand	030631	\$101,213	4,337	Weight in kilograms	4,337	0
2020	Export	Indonesia	Thailand	030631	\$44,701	1,517	Weight in kilograms	1,517	0
2021	Export	Indonesia	Thailand	030631	\$712	712	Weight in kilograms	712	0

Lampiran 18. Nilai ekspor komoditi udang lobster negara China oleh negara Indonesia

UN Comtrade Database

030631 - Crustaceans, live, fresh or chilled, rock lobsters and other sea crawfish (Palinurus spp., Panulirus spp., Jasus spp.), in shell or not

4. See the results

Get data > Download CSV > More information about data >

Showing 1 to 5 of 5 entries

Period	Trade Flow	Reporter	Partner	Commodity Code	Trade Value (US\$)	Netweight (kg)	Qty Unit	Qty	Flag
2017	Export	Indonesia	China	030631	\$5,916,780	342,483	Weight in kilograms	342,483	0
2018	Export	Indonesia	China	030631	\$3,129,953	430,282	Weight in kilograms	430,282	0
2019	Export	Indonesia	China	030631	\$12,884,704	501,849	Weight in kilograms	501,849	0
2020	Export	Indonesia	China	030631	\$12,941,450	877,890	Weight in kilograms	877,890	0
2021	Export	Indonesia	China	030631	\$17,142,372	1,864,259	Weight in kilograms	1,864,259	0

Lampiran 19. Nilai ekspor komoditi udang lobster negara Korea oleh negara Indonesia

UN Comtrade Database

H5 (as reported) commodity codes

030531 - Crustaceans, live, fresh or chilled, rock lobsters and other sea crawfish (Palinurus spp., Panulirus spp., Jasus spp.), in shell or not

4. See the results

5. Preview (5 records)

Period	Trade Flow	Reporter	Partner	Commodity Code	Trade Value (US\$)	Netweight (kg)	Qty Unit	Qty	Flag
2017	Export	Indonesia	Rep. of Korea	030531	311.429	625	Weight in kilograms	625	0
2018	Export	Indonesia	Rep. of Korea	030531	323.648	2.403	Weight in kilograms	2.403	0
2019	Export	Indonesia	Rep. of Korea	030531	323.294	867	Weight in kilograms	867	0
2020	Export	Indonesia	Rep. of Korea	030531	311.753	498	Weight in kilograms	498	0
2021	Export	Indonesia	Rep. of Korea	030531	3923	9	Weight in kilograms	9	0

Lampiran 20. Nilai ekspor komoditi udang lobster negara Singapura oleh negara Vietnam

UN Comtrade Database

H5 (as reported) commodity codes

030531 - Crustaceans, live, fresh or chilled, rock lobsters and other sea crawfish (Palinurus spp., Panulirus spp., Jasus spp.), in shell or not

4. See the results

5. Preview (3 records)

Period	Trade Flow	Reporter	Partner	Commodity Code	Trade Value (US\$)	Netweight (kg)	Qty Unit	Qty	Flag
2018	Export	Viet Nam	Singapore	030531	314.390	484	Weight in kilograms	484	5
2019	Export	Viet Nam	Singapore	030531	315.475	883	Weight in kilograms	883	0
2020	Export	Viet Nam	Singapore	030531	316.628	423	Weight in kilograms	423	8

Lampiran 21. Nilai ekspor komoditi udang lobster negara Malaysia oleh negara Vietnam

UNITED NATIONS > DEPARTMENT OF ECONOMIC AND SOCIAL AFFAIRS > STATISTICS DIVISION > TRADE STATISTICS

UN Comtrade Database Extract data+ Data Availability+ Knowledge base API portal

4. See the results

Get data > Download CSV > More information about data >

Issues opening CSV in Excel? See this Microsoft how-to.

5. Preview (3 records)

Show 25 entries

Period	Trade Flow	Reporter	Partner	Commodity Code	Trade Value (US\$)	Netweight (kg)	Qty Unit	Qty	Flag
2018	Export	Viet Nam	Malaysia	030631	\$18,190	812	Weight in kilograms	812	6
2019	Export	Viet Nam	Malaysia	030631	\$26,340	1,163	Weight in kilograms	1,163	6
2020	Export	Viet Nam	Malaysia	030631	\$33,325	848	Weight in kilograms	848	6

Showing 1 to 3 of 3 entries

Estimated quantity/netweight shown in *italics*.
Flag refers to quantity/netweight estimation:
0 - no estimation, 2 - quantity, 4 - netweight, 6 - both quantity and netweight

Modify selection > Download CSV >

Lampiran 22. Nilai ekspor komoditi udang lobster negara Thailand oleh negara Vietnam

UNITED NATIONS > DEPARTMENT OF ECONOMIC AND SOCIAL AFFAIRS > STATISTICS DIVISION > TRADE STATISTICS

UN Comtrade Database Extract data+ Data Availability+ Knowledge base API portal

4. See the results

Get data > Download CSV > More information about data >

Issues opening CSV in Excel? See this Microsoft how-to.

5. Preview (4 records)

Show 25 entries

Period	Trade Flow	Reporter	Partner	Commodity Code	Trade Value (US\$)	Netweight (kg)	Qty Unit	Qty	Flag
2018	Export	Viet Nam	Thailand	030631	\$192,517	6,486	Weight in kilograms	6,486	6
2019	Export	Viet Nam	Thailand	030631	\$722,975	31,832	Weight in kilograms	31,832	6
2020	Export	Viet Nam	Thailand	030631	\$236,648	6,026	Weight in kilograms	6,026	6
2021	Export	Viet Nam	Thailand	030631	\$18,830	399	Weight in kilograms	399	6

Showing 1 to 4 of 4 entries

Estimated quantity/netweight shown in *italics*.
Flag refers to quantity/netweight estimation:
0 - no estimation, 2 - quantity, 4 - netweight, 6 - both quantity and netweight

Modify selection > Download CSV >

Lampiran 23. Nilai ekspor komoditi udang lobster negara China oleh negara Vietnam

UNITED NATIONS > DEPARTMENT OF ECONOMIC AND SOCIAL AFFAIRS > STATISTICS DIVISION > TRADE STATISTICS

UN Comtrade Database Extract data • Data Availability • Knowledge base API portal

4. See the results

Get data > Download CSV • More information about data ⓘ

Issues opening CSV in Excel? See this Microsoft how-to.

5. Preview (4 records)

Show 25 entries

Period	Trade Flow	Reporter	Partner	Commodity Code	Trade Value (US\$)	Netweight (kg)	Qty Unit	Qty	Flag
2018	Export	Viet Nam	China	030621	\$306,515	13,021	Weight in kilograms	13,021	6
2019	Export	Viet Nam	China	030621	\$14,634,774	646,386	Weight in kilograms	646,386	6
2020	Export	Viet Nam	China	030621	\$79,514,526	2,024,806	Weight in kilograms	2,024,806	6
2021	Export	Viet Nam	China	030621	\$19,932,369	473,407	Weight in kilograms	473,407	6

Showing 1 to 4 of 4 entries

First Previous 1 Next Last

Estimated quantity/netweight shown in *italics*.
Flag refers to quantity/netweight estimation:
0 = no estimation, 2 = quantity, 4 = netweight, 6 = both quantity and netweight

Modify selection • Download CSV •

Lampiran 24. Nilai ekspor komoditi udang lobster negara Korea oleh negara Vietnam

UNITED NATIONS > DEPARTMENT OF ECONOMIC AND SOCIAL AFFAIRS > STATISTICS DIVISION > TRADE STATISTICS

UN Comtrade Database Extract data • Data Availability • Knowledge base API portal

All, Total, AG(X) or a valid code. Up to 20 may be selected. If you know the code number, e.g. 01 - Live animals, type 01. To search by description type a word, e.g. rice.

4. See the results

Get data > Download CSV • More information about data ⓘ

Issues opening CSV in Excel? See this Microsoft how-to.

5. Preview (1 records)

Show 25 entries

Period	Trade Flow	Reporter	Partner	Commodity Code	Trade Value (US\$)	Netweight (kg)	Qty Unit	Qty	Flag
2018	Export	Viet Nam	Rep. of Korea	030621	\$30,780	1,036	Weight in kilograms	1,036	6

Showing 1 to 1 of 1 entries

First Previous 1 Next Last

Estimated quantity/netweight shown in *italics*.
Flag refers to quantity/netweight estimation:
0 = no estimation, 2 = quantity, 4 = netweight, 6 = both quantity and netweight

Modify selection • Download CSV •

Lampiran 25. Nilai ekspor Internasional komoditi udang lobster tahun 2017

UN Comtrade Database Extract data Data Availability Knowledge base API portal

Year	Trade Flow	Reporter	Partner	Commodity Code	Trade Value (\$US)	Netweight (kg)	Qty Unit	Qty	Flag
2017	Export	Japan	World	030621	\$16,219	306	Weight in kilograms	289	0
2017	Export	Malaysia	World	030621	801	24	Weight in kilograms	24	0
2017	Export	Latvia	World	030621	\$770	26	Weight in kilograms	26	0
2017	Export	Luxembourg	World	030621	\$6,262	100	Weight in kilograms	100	0
2017	Export	Mexico	World	030621	\$7,188,436	1,831,900	Weight in kilograms	1,831,900	0
2017	Export	Other Asia, excl	World	030621	\$142,308	3,820	Weight in kilograms	3,820	0
2017	Export	Mexico	World	030621	\$7,223,140	481,336	Weight in kilograms	481,336	0
2017	Export	Netherlands	World	030621	\$863,407	94,60	Weight in kilograms	94,60	0
2017	Export	New Zealand	World	030621	\$199,126,926	2,539,942	Weight in kilograms	2,539,942	0
2017	Export	Norway	World	030621	\$1,128,726	44,428	Weight in kilograms	44,428	0
2017	Export	Yemen	World	030621	\$142,942	3,942	Weight in kilograms	3,942	0
2017	Export	Poland	World	030621	\$129,407	22,206	Weight in kilograms	22,206	0
2017	Export	Portugal	World	030621	\$6,188,248	207,102	Weight in kilograms	207,102	0
2017	Export	Romania	World	030621	\$6,760	107	Weight in kilograms	107	0
2017	Export	India	World	030621	\$11,526	714	Weight in kilograms	714	0
2017	Export	Yemen	World	030621	\$790	4	Weight in kilograms	4	0
2017	Export	South Africa	World	030621	\$27,876,983	1,188,848	Weight in kilograms	1,188,848	0
2017	Export	Spain	World	030621	\$3,893,917	86,807	Weight in kilograms	86,807	0
2017	Export	Sweden	World	030621	\$182,857	22,206	Weight in kilograms	22,206	0
2017	Export	Thailand	World	030621	\$277,301	42,479	Weight in kilograms	42,479	0
2017	Export	United Kingdom	World	030621	\$24,061,304	1,181,962	Weight in kilograms	1,181,962	0
2017	Export	USA	World	030621	\$4,782,797	214,421	Weight in kilograms	214,421	0

Showing 1 to 42 of 42 entries

UNITED NATIONS DEPARTMENT OF ECONOMIC AND SOCIAL AFFAIRS STATISTICS DIVISION TRADE STATISTICS

UN Comtrade Database Extract data Data Availability Knowledge base API portal

5. Preview (42 records)

Show 25 entries

Period	Trade Flow	Reporter	Partner	Commodity Code	Trade Value (\$US)	Netweight (kg)	Qty Unit	Qty	Flag
2017	Export	Algeria	World	030621	\$52,363	1,103	Weight in kilograms	1,103	0
2017	Export	Australia	World	030621	\$519,842,791	9,804,725	Weight in kilograms	8,705,858	0
2017	Export	Austria	World	030621	\$486	20	Weight in kilograms	20	0
2017	Export	Belgium	World	030621	\$1,061,580	127,813	Weight in kilograms	127,813	0
2017	Export	Brunei	World	030621	\$271,757	17,000	Weight in kilograms	17,000	0
2017	Export	Cambodia	World	030621	\$208,862	15,862	Weight in kilograms	15,862	0
2017	Export	Canada	World	030621	\$27,420	6,878	Weight in kilograms	6,878	0
2017	Export	Chile	World	030621	\$3,059,886	90,748	Weight in kilograms	88,748	0
2017	Export	China	World	030621	\$235,265	21,254	Weight in kilograms	21,254	0
2017	Export	Croatia	World	030621	\$2,197	0	Weight in kilograms	43	0
2017	Export	Czechia	World	030621	\$1,846	888	Weight in kilograms	888	0
2017	Export	Dominican Rep	World	030621	\$34,242	4,074	Weight in kilograms	4,074	0
2017	Export	Ecuador	World	030621	\$22	1	No Quantity	0	0
2017	Export	France	World	030621	\$2,079,889	36,397	Weight in kilograms	36,397	0
2017	Export	Germany	World	030621	\$81,338	3,128	Weight in kilograms	3,128	0
2017	Export	Greece	World	030621	\$85,851	10,684	Weight in kilograms	10,684	0
2017	Export	China, Hong Kong SAR	World	030621	\$801,818	27,877	Weight in kilograms	27,877	0
2017	Export	Indonesia	World	030621	\$18,089,864	1,214,253	Weight in kilograms	1,214,253	0
2017	Export	Iran	World	030621	\$4,590	910	Weight in kilograms	910	0
2017	Export	Italy	World	030621	\$138,880	2,541	Weight in kilograms	2,541	0

Lampiran 26. Nilai ekspor Internasional komoditi udang lobster tahun 2018

UNITED NATIONS DEPARTMENT OF ECONOMIC AND SOCIAL AFFAIRS STATISTICS DIVISION TRADE STATISTICS

UN Comtrade Database Extract data Data Availability Knowledge base API portal

5. Preview (53 records)

Show 100 entries

Period	Trade Flow	Reporter	Partner	Commodity Code	Trade Value (US\$)	Netweight (kg)	Qty (Unit)	Qty	Flag
2018	Export	Australia	World	030521	\$51,571,489	8,723,174	Weight in kilograms	8,723,174	0
2018	Export	Austria	World	030521	\$380	29	Weight in kilograms	29	0
2018	Export	Belgium	World	030521	\$160,482	7,864	Weight in kilograms	7,864	0
2018	Export	Brazil	World	030521	\$1,574,073	85,037	Weight in kilograms	85,037	0
2018	Export	Belize	World	030521	\$487,955	51,325	Weight in kilograms	51,325	0
2018	Export	Brunei Darussalam	World	030521	\$3,542	110	Weight in kilograms	110	0
2018	Export	Myanmar	World	030521	\$229,898	7,298	Weight in kilograms	7,298	0
2018	Export	Camodia	World	030521	\$327,641	11,375	Weight in kilograms	11,375	0
2018	Export	Canada	World	030521	\$91,037	23,267	Weight in kilograms	23,267	0
2018	Export	Chile	World	030521	\$2,757,691	51,304	Weight in kilograms	51,304	0
2018	Export	China	World	030521	\$90,004	3,335	Weight in kilograms	3,335	0
2018	Export	Croatia	World	030521	\$1,495	48	Weight in kilograms	48	0
2018	Export	Czechia	World	030521	\$1,038	270	Weight in kilograms	270	0
2018	Export	Denmark	World	030521	\$258	20	Weight in kilograms	20	0
2018	Export	Dominican Rep.	World	030521	\$18,773	1,889	Weight in kilograms	1,889	0
2018	Export	Ecuador	World	030521	\$14,180	12	Weight in kilograms	12	0
2018	Export	France	World	030521	\$2,264,774	74,200	Weight in kilograms	74,200	0
2018	Export	Germany	World	030521	\$5,432	27	Weight in kilograms	27	0
2018	Export	Ghana	World	030521	\$82	340	Weight in kilograms	340	0
2018	Export	Greece	World	030521	\$75,944	7,857	Weight in kilograms	7,857	0

UNITED NATIONS DEPARTMENT OF ECONOMIC AND SOCIAL AFFAIRS STATISTICS DIVISION TRADE STATISTICS

UN Comtrade Database Extract data Data Availability Knowledge base API portal

2018	Export	Guatemala	World	030521	\$1,725	433	Weight in kilograms	433	0
2018	Export	China, Hong Kong SAR	World	030521	\$1,588,312	53,511	Weight in kilograms	53,511	0
2018	Export	Indonesia	World	030521	\$28,381,847	1,295,885	Weight in kilograms	1,295,885	0
2018	Export	Iran	World	030521	\$2,900	480	Weight in kilograms	480	0
2018	Export	Italy	World	030521	\$129,821	2,738	Weight in kilograms	2,738	0
2018	Export	Cote d'Ivoire	World	030521	\$1,172	390	Weight in kilograms	390	0
2018	Export	Jamaica	World	030521	\$293,228	8,854	Weight in kilograms	8,854	0
2018	Export	Japan	World	030521	\$40,243	763	Weight in kilograms	763	0
2018	Export	Luxembourg	World	030521	\$8,353	149	Weight in kilograms	149	0
2018	Export	Madagascar	World	030521	\$408,771	99,029	Weight in kilograms	99,029	0
2018	Export	Malaysia	World	030521	\$8,418,815	1,826,985	Weight in kilograms	1,826,985	0
2018	Export	Other Asia, nes	World	030521	\$92,992	2,000	Weight in kilograms	2,000	0
2018	Export	Morocco	World	030521	\$7,223,906	439,107	Weight in kilograms	439,107	0
2018	Export	Mozambique	World	030521	\$448,127	404,031	Weight in kilograms	404,030	0
2018	Export	Oman	World	030521	\$47,700	45,275	Weight in kilograms	45,275	0
2018	Export	Netherlands	World	030521	\$195,475	9,549	Weight in kilograms	9,549	0
2018	Export	New Zealand	World	030521	\$296,141,794	2,481,964	Weight in kilograms	2,481,964	0
2018	Export	Nicaragua	World	030521	\$948,031	40,565	Weight in kilograms	40,565	0
2018	Export	Norway	World	030521	\$152,454	5,338	Weight in kilograms	5,338	0
2018	Export	Paraguay	World	030521	\$197,743	11,228	Weight in kilograms	11,228	0
2018	Export	Portugal	World	030521	\$9,999,733	217,150	Weight in kilograms	217,150	0
2018	Export	Romania	World	030521	\$11,567	249	Weight in kilograms	249	0
2018	Export	India	World	030521	\$192,540	10,198	Weight in kilograms	10,198	0
2018	Export	Singapore	World	030521	\$91,335	832	Weight in kilograms	832	0
2018	Export	Viet Nam	World	030521	\$702,921	23,641	Weight in kilograms	23,641	0
2018	Export	South Africa	World	030521	\$40,215,458	1,182,035	Weight in kilograms	1,182,035	0
2018	Export	Spain	World	030521	\$2,233,024	46,178	Weight in kilograms	46,178	0
2018	Export	Thailand	World	030521	\$90,034	7,167	Weight in kilograms	7,167	0
2018	Export	United Arab Emirates	World	030521	\$16,374	1,386	Weight in kilograms	1,386	0
2018	Export	Turkey	World	030521	\$176,578	7,348	Weight in kilograms	7,348	0
2018	Export	North Macedonia	World	030521	\$288	8	Weight in kilograms	8	0
2018	Export	United Kingdom	World	030521	\$26,514,530	1,625,293	Weight in kilograms	1,625,293	0
2018	Export	USA	World	030521	\$3,964,882	211,886	Weight in kilograms	211,886	0

Showing 1 to 53 of 53 entries

First Previous 1 Next Last

Lampiran 27. Nilai ekspor Internasional komoditi udang lobster tahun 2019

UN Comtrade Database Extract data Data Availability Knowledge base API portal

5. Preview (55 records)

Period	Trade Flow	Reporter	Partner	Commodity Code	Trade Value (US\$)	Netweight (kg)	Qty Unit	Qty	Flag
2019	Export	Australia	World	030621	8515,505,481	8,670,452	Weight in kilograms	8,670,452	0
2019	Export	Austria	World	030621	\$2,307	47	Weight in kilograms	47	0
2019	Export	Belgium	World	030621	\$73,540	3,500	Weight in kilograms	3,500	0
2019	Export	Brack	World	030621	\$3,848,326	155,136	Weight in kilograms	155,136	0
2019	Export	Belize	World	030621	\$196,051	13,806	Weight in kilograms	13,806	0
2019	Export	Bruni-Desaratan	World	030621	\$4,334	293	Weight in kilograms	293	0
2019	Export	Myanmar	World	030621	\$58,686	7,838	Weight in kilograms	7,838	0
2019	Export	Canada	World	030621	\$57,515	14,577	Weight in kilograms	14,577	0
2019	Export	China	World	030621	\$1,352,296	48,385	Weight in kilograms	48,385	0
2019	Export	China	World	030621	\$68,794	15,406	Weight in kilograms	15,406	0
2019	Export	Costa Rica	World	030621	\$3,439	40	Weight in kilograms	40	0
2019	Export	Dominican Rep.	World	030621	\$82,859	3,428	Weight in kilograms	4,775	0
2019	Export	France	World	030621	\$2,150,876	42,232	Weight in kilograms	42,232	0
2019	Export	Germany	World	030621	\$7,857	85	Weight in kilograms	85	0
2019	Export	Ghana	World	030621	\$4,872	3,340	Weight in kilograms	3,340	0
2019	Export	Greece	World	030621	\$78,040	6,375	Weight in kilograms	6,375	0
2019	Export	China Hong Kong SAR	World	030621	\$402,912	37,500	Weight in kilograms	37,500	0
2019	Export	Indonesia	World	030621	\$30,121,797	1,281,129	Weight in kilograms	1,281,129	0
2019	Export	Island	World	030621	\$80,329	1,800	Weight in kilograms	1,800	0

UNITED NATIONS DEPARTMENT OF ECONOMIC AND SOCIAL AFFAIRS STATISTICS DIVISION TRADE STATISTICS

UN Comtrade Database Extract data Data Availability Knowledge base API portal

2019	Export	Italy	World	030621	\$35,114	859	Weight in kilograms	859	0
2019	Export	Cote d'Ivoire	World	030621	\$13,702	6,690	Weight in kilograms	6,690	0
2019	Export	Japan	World	030621	\$8,108	154	Weight in kilograms	154	0
2019	Export	Kenya	World	030621	\$95,547	39,224	Weight in kilograms	39,224	0
2019	Export	Libya	World	030621	\$1,383	150	Weight in kilograms	150	0
2019	Export	Luxembourg	World	030621	\$6,147	132	Weight in kilograms	132	0
2019	Export	Madagascar	World	030621	\$204,804	35,682	Weight in kilograms	35,680	0
2019	Export	Malaysia	World	030621	\$13,214,247	2,415,175	Weight in kilograms	2,415,175	0
2019	Export	Other Asia, nes	World	030621	\$79,189	5,913	Weight in kilograms	5,913	0
2019	Export	Morocco	World	030621	\$8,349,951	569,733	Weight in kilograms	569,733	0
2019	Export	Mozambique	World	030621	\$333,969	15,040	Weight in kilograms	15,040	0
2019	Export	Oman	World	030621	\$1,647,404	64,200	Weight in kilograms	64,200	0
2019	Export	Norbia	World	030621	\$1	0	Weight in kilograms	0	0
2019	Export	Netherlands	World	030621	\$24,237	1,617	Weight in kilograms	1,617	0
2019	Export	New Zealand	World	030621	\$101,950,968	2,540,690	Weight in kilograms	2,540,600	0
2019	Export	Nicaragua	World	030621	\$281,216	11,400	Weight in kilograms	11,400	0
2019	Export	Norway	World	030621	\$648,174	17,805	Weight in kilograms	17,805	0
2019	Export	Pakistan	World	030621	\$4,872	442	Weight in kilograms	442	0
2019	Export	Panama	World	030621	\$45,593	1,350	Weight in kilograms	1,350	0
2019	Export	Philippines	World	030621	\$1,690,090	52,094	Weight in kilograms	50,094	0
2019	Export	Portugal	World	030621	\$7,847,403	192,740	Weight in kilograms	192,140	0
2019	Export	Romania	World	030621	\$688	23	Weight in kilograms	23	0
2019	Export	Senegal	World	030621	\$1,244,792	87,724	Weight in kilograms	87,724	0
2019	Export	India	World	030621	\$1,264	182	Weight in kilograms	182	0

UNITED NATIONS DEPARTMENT OF ECONOMIC AND SOCIAL AFFAIRS STATISTICS DIVISION TRADE STATISTICS

UN Comtrade Database Extract data Data Availability Knowledge base API portal

2019	Export	Singapore	World	030621	\$38,319	820	Weight in kilograms	820	0
2019	Export	Vanuatu	World	030621	\$15,625,388	699,919	Weight in kilograms	699,919	0
2019	Export	South Africa	World	030621	\$34,478,577	627,884	Weight in kilograms	627,889	0
2019	Export	Spain	World	030621	\$2,700,059	70,909	Weight in kilograms	70,909	0
2019	Export	Thailand	World	030621	\$150,272	6,251	Weight in kilograms	6,251	0
2019	Export	United Arab Emirates	World	030621	\$11,011	385	Weight in kilograms	380	0
2019	Export	Turkey	World	030621	\$433,143	8,267	Weight in kilograms	8,267	0
2019	Export	North Macedonia	World	030621	\$113	4	Weight in kilograms	4	0
2019	Export	United Kingdom	World	030621	\$23,043,485	1,832,907	Weight in kilograms	1,832,907	0
2019	Export	United Rep. of Tanzania	World	030621	\$2,999	618	Weight in kilograms	618	0
2019	Export	USA	World	030621	\$1,997,623	58,835	Weight in kilograms	58,835	0

Showing 1 to 15 of 55 entries

Lampiran 28. Nilai ekspor Internasional komoditi udang lobster tahun 2020

UN Comtrade Database Extract data Data Availability Knowledge base API portal

Period	Trade Flow	Reporter	Partner	Commodity Code	Trade Value (US\$)	Netweight (kg)	Qty Unit	Qty	Flag
2020	Export	Australia	World	030621	\$314,527,241	6,219,629	Weight in kilograms	6,219,628	0
2020	Export	Austria	World	030621	\$326	7	Weight in kilograms	7	0
2020	Export	Belgium	World	030621	\$39,149	1,734	Weight in kilograms	1,734	0
2020	Export	Brack	World	030621	\$1,258,901	68,389	Weight in kilograms	68,389	0

UNITED NATIONS DEPARTMENT OF ECONOMIC AND SOCIAL AFFAIRS STATISTICS DIVISION TRADE STATISTICS

UN Comtrade Database Extract data+ Data Availability+ Knowledge base API portal

Year	Export	Country	World	Quantity	Value	Weight	Unit	Weight in kilograms	Value in USD
2020	Export	Kenya	World	039521	\$284 583	182 767	Weight in kilograms	182 767	0
2020	Export	Rep. of Korea	World	039521	\$2 831	26	Weight in kilograms	26	0
2020	Export	Luxembourg	World	039521	\$6 052	120	Weight in kilograms	120	0
2020	Export	Madagascar	World	039521	\$123 061	7 740	Weight in kilograms	7 740	0
2020	Export	Malaysia	World	039521	\$11 021 479	2 047 210	Weight in kilograms	2 047 210	0
2020	Export	Mauritania	World	039521	\$854 023	62 164	Weight in kilograms	62 164	0
2020	Export	Other Asia, nes	World	039521	\$646	14	Weight in kilograms	14	0
2020	Export	Morocco	World	039521	\$4 379 439	262 974	Weight in kilograms	262 974	0
2020	Export	Mozambique	World	039521	\$170 088	14 030	Weight in kilograms	14 030	0
2020	Export	Oman	World	039521	\$27 224	6 460	Weight in kilograms	6 460	0
2020	Export	Norfolk	World	039521	\$136 072	1 270	Weight in kilograms	1 270	0
2020	Export	Netherlands	World	039521	\$60 960	2 675	Weight in kilograms	2 675	0
2020	Export	New Zealand	World	039521	\$186 270 257	2 616 390	Weight in kilograms	2 616 390	0
2020	Export	Nicaragua	World	039521	\$427 094	17 914	Weight in kilograms	17 914	0
2020	Export	Norway	World	039521	\$285 344	8 888	Weight in kilograms	8 888	0
2020	Export	Pakistan	World	039521	\$36 823	3 636	Weight in kilograms	3 636	0
2020	Export	Philippines	World	039521	\$902 118	24 997	Weight in kilograms	24 997	0
2020	Export	Portugal	World	039521	\$6 491 154	237 742	Weight in kilograms	237 742	0
2020	Export	Romania	World	039521	\$2 726	116	Weight in kilograms	116	0
2020	Export	Russian Federation	World	039521	\$2 194	100	Weight in kilograms	100	0
2020	Export	Senegal	World	039521	\$751 075	60 448	Weight in kilograms	60 448	0
2020	Export	India	World	039521	\$2 621	289	Weight in kilograms	289	0
2020	Export	Singapore	World	039521	\$227 628	23 877	Weight in kilograms	23 877	0
2020	Export	Vanuatu	World	039521	\$104 838 710	2 064 379	Weight in kilograms	2 064 379	0

UNITED NATIONS DEPARTMENT OF ECONOMIC AND SOCIAL AFFAIRS STATISTICS DIVISION TRADE STATISTICS

UN Comtrade Database Extract data+ Data Availability+ Knowledge base API portal

Year	Export	Country	World	Quantity	Value	Weight	Unit	Weight in kilograms	Value in USD
2020	Export	Slovenia	World	039521	\$8 433	125	Weight in kilograms	125	0
2020	Export	South Africa	World	039521	\$24 175 469	789 506	Weight in kilograms	789 506	0
2020	Export	Spain	World	039521	\$1 515 138	38 868	Weight in kilograms	38 868	0
2020	Export	Thailand	World	039521	\$1 145 291	84 973	Weight in kilograms	84 973	0
2020	Export	United Arab Emirates	World	039521	\$460	100	Weight in kilograms	100	0
2020	Export	Turkey	World	039521	\$230 442	4 586	Weight in kilograms	4 586	0
2020	Export	North Macedonia	World	039521	\$80	1	Weight in kilograms	1	0
2020	Export	United Kingdom	World	039521	\$10 226 974	716 096	Weight in kilograms	716 096	0
2020	Export	USA	World	039521	\$3 162 718	186 526	Weight in kilograms	186 526	0

Showing 1 to 16 of 16 entries

First Previous 1 Next Last

Estimated quantity/weight shown in bold

Flag refers to quantity/weight estimation

0 = no estimation, 2 = quantity, 4 = weight, 6 = both quantity and weight

Make My selection Download CSV

Lampiran 29. Nilai ekspor Internasional komoditi udang lobster tahun 2021

UNITED NATIONS DEPARTMENT OF ECONOMIC AND SOCIAL AFFAIRS STATISTICS DIVISION TRADE STATISTICS

UN Comtrade Database Extract data Data Availability Knowledge base API portal

Year	Export	Country	World	Code	Value	Quantity	Unit	Weight
2021	Export	Spain	World	030521	\$2,742,977	206,054	Weight in kilograms	206,054
2021	Export	Sweden	World	030521	\$119	0	No Quantity	0
2021	Export	Thailand	World	030521	\$5,878,116	526,852	Weight in kilograms	526,852
2021	Export	United Arab Emirates	World	030521	\$3,309	152	Weight in kilograms	152
2021	Export	Turkey	World	030521	\$413,538	7,822	Weight in kilograms	7,822
2021	Export	United Kingdom	World	030521	\$16,564,969	1,201,505	Weight in kilograms	1,201,505
2021	Export	USA	World	030521	\$4,253,907	162,525	Weight in kilograms	162,525
2021	Export	Sarawak	World	030521	\$46	10	Weight in kilograms	10

Showing 1 to 54 of 54 entries

Estimated quantity/weight shown in table. Flag refers to quantity/weight estimation. 0 = no estimation, 2 = quantity, 4 = no weight, 8 = both quantity and no weight

Modify selection Download CSV

Year	Export	Country	World	Code	Value	Quantity	Unit	Weight
2021	Export	Greece	World	030521	\$70,044	3,296	Weight in kilograms	3,296
2021	Export	China, Hong Kong SAR	World	030521	\$2,260,367	81,135	Weight in kilograms	81,135
2021	Export	Indonesia	World	030521	\$24,284,606	0	No Quantity	0
2021	Export	Ireland	World	030521	\$3,762,073	80,338	Weight in kilograms	80,338
2021	Export	Italy	World	030521	\$66,053	698	Weight in kilograms	698
2021	Export	Japan	World	030521	\$307,459	5,678	Weight in kilograms	5,678
2021	Export	Karys	World	030521	\$484,399	288,176	Weight in kilograms	288,176

UNITED NATIONS DEPARTMENT OF ECONOMIC AND SOCIAL AFFAIRS STATISTICS DIVISION TRADE STATISTICS

UN Comtrade Database Extract data Data Availability Knowledge base API portal

2021	Export	Luxembourg	World	030521	\$16,007	315	Weight in kilograms	315
2021	Export	Madagascar	World	030521	\$261,412	22,577	Weight in kilograms	22,577
2021	Export	Malaysia	World	030521	\$4,547,026	894,963	Weight in kilograms	894,963
2021	Export	Mauritania	World	030521	\$2,876,578	236,162	Weight in kilograms	236,162
2021	Export	Mexico	World	030521	\$65,527,182	1,346,848	Weight in kilograms	1,346,848
2021	Export	Other Asia, nes	World	030521	\$53,838	822	Weight in kilograms	822
2021	Export	Mexico	World	030521	\$4,867,300	205,441	Weight in kilograms	205,441
2021	Export	Mozambique	World	030521	\$377,488	28,556	Weight in kilograms	28,556
2021	Export	Oman	World	030521	\$26,054	6,489	Weight in kilograms	6,489
2021	Export	Netherlands	World	030521	\$145,933	40,704	Weight in kilograms	40,704
2021	Export	New Zealand	World	030521	\$416,852,956	4,635,925	Weight in kilograms	4,635,925
2021	Export	Nicaragua	World	030521	\$736,081	25,276	Weight in kilograms	25,276
2021	Export	Norway	World	030521	\$534,478	14,788	Weight in kilograms	14,788
2021	Export	Philippines	World	030521	\$3,050,300	0	Weight in kilograms	0
2021	Export	Portugal	World	030521	\$16,563,309	395,128	Weight in kilograms	395,128
2021	Export	Romania	World	030521	\$4,089	195	Weight in kilograms	195
2021	Export	Russian Federation	World	030521	\$80	5	Weight in kilograms	5
2021	Export	Senegal	World	030521	\$770,508	82,748	Weight in kilograms	82,748
2021	Export	India	World	030521	\$2,862	188	Weight in kilograms	188
2021	Export	Singapore	World	030521	\$2,877,054	110,870	Weight in kilograms	110,870
2021	Export	Uet Nam	World	030521	\$22,959,252	545,290	Weight in kilograms	545,290
2021	Export	Slovenia	World	030521	\$1,240	21	Weight in kilograms	21
2021	Export	South Africa	World	030521	\$31,245,194	606,470	Weight in kilograms	606,470
2021	Export	Spain	World	030521	\$2,742,877	206,054	Weight in kilograms	206,054

UNITED NATIONS DEPARTMENT OF ECONOMIC AND SOCIAL AFFAIRS STATISTICS DIVISION TRADE STATISTICS

UN Comtrade Database Extract data Data Availability Knowledge base API portal

2021	Export	Spain	World	030521	\$2,742,977	206,054	Weight in kilograms	206,054
2021	Export	Sweden	World	030521	\$119	0	No Quantity	0
2021	Export	Thailand	World	030521	\$5,878,116	526,852	Weight in kilograms	526,852
2021	Export	United Arab Emirates	World	030521	\$3,309	152	Weight in kilograms	152
2021	Export	Turkey	World	030521	\$413,538	7,822	Weight in kilograms	7,822
2021	Export	United Kingdom	World	030521	\$16,564,969	1,201,505	Weight in kilograms	1,201,505
2021	Export	USA	World	030521	\$4,253,907	162,525	Weight in kilograms	162,525
2021	Export	Sarawak	World	030521	\$46	10	Weight in kilograms	10

Showing 1 to 54 of 54 entries