

## DAFTAR PUSTAKA

Adam JS, Richard AFC, Cutaneous Wound Healing. Departments of Emergency Medicine (A.J.S.) and Dermatology (R.A.F.C.), State University of New York at Stony Brook, Stony Brook. 2018. 738-46.

Afsanah A & Robert S.Kirsner. Wound Healing In Fitzpatrick Ninth Edition. 2019. P 2700-13

Barzegar, A. & Moosavi-Movahedi, A. A. Intracellular ROS Protection Efficiency and Free Radical-Scavenging Activity of Curcumin. RIFS. 2011. Vol (6). P : 1-7.

Chanchal Deep Kaur; Mpharm; dan Swarnlata Saraf. Topical vesicular formulations of Curcuma longa extract on recuperating the ultraviolet radiation-damaged skin. Journal of Cosmetic Dermatology. 2011. Vol (10).

Djawad K. Curcuma Longa Efek Proteksi terhadap Paparan Ultra Violet. UPT Unhas Press: 2019. 5-7

Elnar, T. V and Ailey, T. B. (2009) 'The Wound Healing Process: an Overview of the Cellular and Molecular Mechanisms', 37(5), pp. 1528–1542.

Fadus M, lau C, Bichandani J, Lynch H, 2017. Curcumin: An age-old anti-inflammatory and anti-neoplastic agent. Journal of Traditional and Complementary Medicine, 7 (2017) 339-346

Gabriel, A. (2018) *Wound Healing and Growth Factors*. Available at: <https://emedicine.medscape.com> (Accessed: 1 February 2019).

Guo, S. and Dipietro, L. A. (2010) 'Factors Affecting Wound Healing', *J Dent*

Res, 89(3), pp. 219–229. doi: 10.1177/0022034509359125.

Harshada S. Ishi; S.P. Pawar dan S.T. Patil. A Reserch: Design, Development And Evaluation Of Herbal Skin Lightening Cream. World Journal of Pharmacy and Pharmaceutical Sciences. 2017. Vol (6).

Heng, M. C. Y. Curcumin Targeted Signaling Pathways: Basis For Anti-Photoaging And Anti-Carcinogenic Therapy. International Journal of Dermatology. 2010. Vol (49). P : 608-622.

Heng MCY. Signaling pathways targeted by curcumin in acute and chronic injury: burns and photo-damaged skin. Clinical Professor of Medicine/Dermatology, UCLA School of Medicine, USA

Heng MCY, 2017. Topical Curcumin: A Review of Mechanisms and uses in Dematology. Int J.Dermatol Clin Res 3 (1): 010-017

Heo J.H., Heo Y., Lee H.J., Kim M., Shin H.Y., 2018.Topical anti-inflammatory and anti-oxidative effect of porcin placenta extract on 2,,4-dinitrochlorobenze-induced contact dermatitis. BMC Complementary and Alternative Medicine.18: 331

Kunnumakkar A.B., Bordoloi D, Padmavathi G., Monisha J.. Curcumin, the golden nutraceutical:multitargeting for multiple chornic deseases. British Journal of Pharmacology. 2017 174:1325-1348

Lande, N. X., Li, D. and Stahle, M. 'Transition from inflammation to proliferation : a critical step during wound healing', *Cell. Mol. Life Sci*,2016. 73, pp. 3861–3885.

Priyadarsini, K. I. The Chemistry of Curcumin: From Extraction to Therapeutic Agent. Molecules Journal. 2014. Vol (19). P : 20091-20112

Serra, M. B., Barroso, W. A., *et al.* 'From Inflammation to Current and Alternative Therapies Involved in Wound Healing', *International Journal of Inflammation*, 2017, pp. 1–17.


Shailendra Singhs, et al., *The Physiology of Wound Healing*. Elsevier . 2017. 473-477

Sinno, H. and Prakash, S. 'Complements and the Wound Healing Cascade : An Updated Review', *Plastic Surgery International*, 2013, pp. 1–7.


Sporn MB, et. al., Transforming Growth Factor- $\beta$  Biological Function and Chemical Structure. Laboratory of Chemoprevention, Division of Cancer Etiology, National Cancer Institute, Bethesda. 2014. 532-534. Vol. 233.

## LAMPIRAN

### Lampiran 1





KEMENTERIAN PENDIDIKAN DAN KEBUDAYAAN  
UNIVERSITAS HASANUDDIN FAKULTAS KEDOKTERAN  
KOMITE ETIK PENELITIAN KESEHATAN  
RSPTN UNIVERSITAS HASANUDDIN  
RSUP Dr. WAHIDIN SUDIROHUSODO MAKASSAR  
Sekretariat : Lantai 2 Gedung Laboratorium Terpadu  
JL PERINTIS KEMERDEKAAN KAMPUS TAMALANREA KM.10 MAKASSAR 90245.  
Contact Person: dr. Agussalim Bukhari..MMed.PhD. SpGK TELP. 081241850858, 0411 5780103. Fax : 0411-581431



**REKOMENDASI PERSETUJUAN ETIK**  
Nomor : 534/UN4.6.4.5.31/ PP36/ 2020

Tanggal: 7 September 2020

Dengan ini Menyatakan bahwa Protokol dan Dokumen yang Berhubungan Dengan Protokol berikut ini telah mendapatkan Persetujuan Etik :

No Protokol	UH20070289	No Sponsor	
Peneliti Utama	<b>Dr.dr. Faridha Ilyas,SpKK,FINS DV,FAADV</b>	Sponsor	
Judul Peneliti	Efek Topikal Gel Ekstrak Kurkumin Terhadap Inflamasi Kulit, TNF- $\alpha$ dan TGF- $\beta$ Mencit Albino Yang Diinduksi 2,4 Dinitrochlorobenzene		
No Versi Protokol	<b>1</b>	Tanggal Versi	<b>8 Juli 2020</b>
No Versi PSP		Tanggal Versi	
Tempat Penelitian	<b>Laboratoium Fakultas Kedokteran Universitas Hasanuddin Makassar</b>		
Jenis Review	<input type="checkbox"/> Exempted <input checked="" type="checkbox"/> Expedited <input type="checkbox"/> Fullboard Tanggal	Masa Berlaku <b>7 September 2020</b> sampai <b>7 September 2021</b>	Frekuensi review lanjutan
Ketua Komisi Etik Penelitian Kesehatan FKUH	Nama <b>Prof.Dr.dr. Suryani As'ad, M.Sc.,Sp.GK (K)</b>	Tanda tangan	
Sekretaris Komisi Etik Penelitian Kesehatan FKUH	Nama <b>dr. Agussalim Bukhari, M.Med.,Ph.D.,Sp.GK (K)</b>	Tanda tangan	

Kewajiban Peneliti Utama:

- Menyerahkan Amandemen Protokol untuk persetujuan sebelum di implementasikan
- Menyerahkan Laporan SAE ke Komisi Etik dalam 24 Jam dan dilengkapi dalam 7 hari dan Lapo SUSAR dalam 72 Jam setelah Peneliti Utama menerima laporan
- Menyerahkan Laporan Kemajuan (progress report) setiap 6 bulan untuk penelitian resiko tinggi dan setiap setahun untuk penelitian resiko rendah
- Menyerahkan laporan akhir setelah Penelitian berakhir
- Melaporkan penyimpangan dari prokol yang disetujui (protocol deviation / violation)
- Mematuhi semua peraturan yang ditentukan

## Lampiran 2

Pharmaceutical Chemistry laboratory, Faculty of Pharmacy, UNHAS



### Certificate of Analysis

Product Description: Gel  
Catalog Number: 101  
Lot: QR13341

Formula: Curcumin, Carbomer, TEA, Glus, Hydantoin  
CAS #: 9004-53-9  
Physical Description: Gel

Formula Weight: N/A  
Storage: 15-30 °C

Test	Specification	Result
Identity Test	Passes	Passes
Source		
Moisture	Report Result	6.56%
pH	Report Result	

Head of Laboratory,

Dr. Yusnita Rifai

## Lampiran 3

**SIGMA-ALDRICH®**

[sigma-aldrich.com](http://sigma-aldrich.com)

3050 Spruce Street, Saint Louis, MO 63103, USA

Website: [www.sigmaaldrich.com](http://www.sigmaaldrich.com)

Email USA: [techserv@sial.com](mailto:techserv@sial.com)

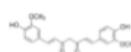
Outside USA: [eurchserv@sial.com](mailto:eurchserv@sial.com)

### Certificate of Analysis

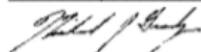
Product Name:

Curcumin – from *Curcuma longa* (Turmeric), powder

**Product Number:** C1386  
**Batch Number:** MKCF7577  
**Brand:** SIGMA  
**CAS Number:** 458-37-7  
**MDL Number:** MFCD0008365  
**Formula:** C<sub>21</sub>H<sub>20</sub>O<sub>6</sub>  
**Formula Weight:** 368.38 g/mol  
**Storage Temperature:** Store at -20 °C  
**Quality Release Date:** 26 JAN 2018



Test	Specification	Result
Appearance (Color)	Yellow to Orange	Orange
Appearance (Form)	Powder	Powder
Solubility (Color)	Yellow to Orange	Yellow-Orange
Solubility (Turbidity)	Clear to Hazy	Clear
10 mg/mL, EtOH		
UV/VIS Absorbance	420 - 430 nm	424 nm
Purity (HPLC)	≥ 65 %	71 %



Michael Grady, Manager  
Quality Control  
Milwaukee, WI US

## Lampiran 4

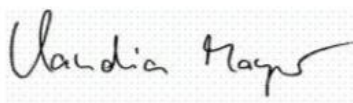
**SIGMA-ALDRICH**

3050 Spruce Street, Saint Louis, MO 63103 USA  
Email USA: techserv@sial.com Outside USA: eurtechserv@sial.com

### Certificate of Analysis

**Product Name:** 1-CHLORO-2,4-DINITROBENZENE  
97 %  
**Product Number:** 138630  
**Batch Number:** STBJ0984  
**Brand:** Aldrich  
**CAS Number:** 97-00-7  
**Formula:**  $\text{ClC}_6\text{H}_3(\text{NO}_2)_2$   
**Formula Weight:** 202.55  
**Quality Release Date:** 27 MAR 2019

TEST	SPECIFICATION	RESULT
APPEARANCE (COLOR)	FAINT YELLOW TO YELLOW TO BROWN	FAINT YELLOW
APPEARANCE (FORM)	POWDER OR CRYSTALS OR SOLID OR CHUNKS	POWDER
PURITY (GC AREA %)	$\geq 96.5\%$	$> 99.9\%$
INFRARED SPECTRUM	CONFORMS TO STRUCTURE	CONFORMS
PROTON NMR SPECTRUM	CONFORMS TO STRUCTURE	CONFORMS



Claudia Mayer  
Manager Quality Control  
Steinheim, Germany

Lampiran 5





Lampiran 6



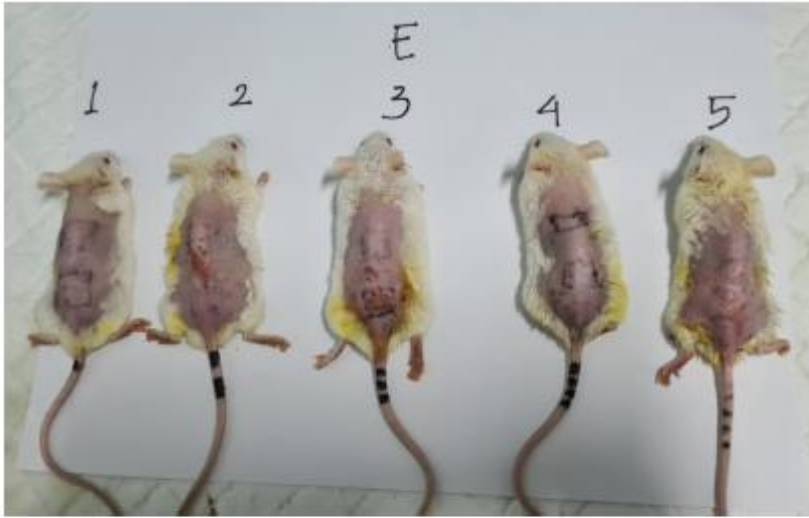




Lampiran 7



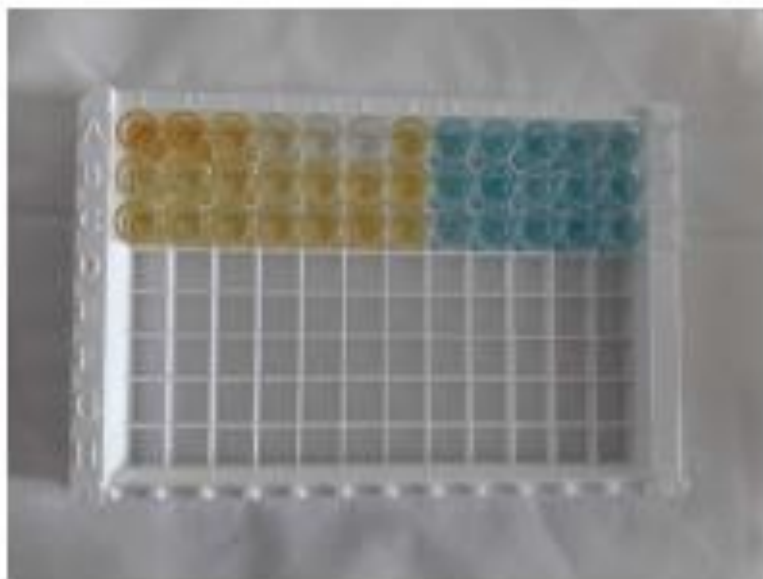




Lampiran 8



Lampiran 9





Lampiran 10

