

DAFTAR PUSTAKA

- American Diabetes Association. "Glycemic Targets: Standards of Medical Care in Diabetes". Standards of Medical Care in Diabetes supplement 1. 2018.
- Atieh Makhloogh, Marjan Makhloogh, Mohammad Shokrzadeh, Mozhdah Mohammadian, Omid Sedighi, Mansooreh Faghian. Comparing the Levels of Trace Elements in Patients With Diabetic Nephropathy and Healthy Individuals. *Nephro Urol Mon.* 2015
- Ayako Fukunaka, Yoshio Fujitani. Role of Zinc Homeostasis in the Pathogenesis of Diabetes and Obesity. *International Journal of Molecular Sciences.* 2018, 19, 476.
- Ching-Chiang Lin, Ching-Tang Shih, Chien-Hung Lee, Yeou-Lih Huang. Changes in Trace Elements During Early Stages of Chronic Kidney Disease in Type 2 Diabetic Patients. *Biological Trace Element Research.* 2018.
- Deeks JJ, Higgins JPT, Altman DG (editors). Chapter 10: Analysing data and undertaking meta-analyses. In: Higgins JPT, Thomas J, Chandler J, Cumpston M, Li T, Page MJ, Welch VA (editors). *Cochrane Handbook for Systematic Reviews of Interventions* version 6.1 (updated September 2020). Cochrane, 2020. Available from www.training.cochrane.org/handbook.

Dhia J. Al-Timimi, Dhia M Sulieman, Kajeen R. Hussien. "Zinc Status in Type 2 Diabetic Patients: Relation to the Progression of Diabetic Nephropathy." (Journal of Clinical and Diagnostic Research) 8, no. 11 (2014).

Emma English, Garry John. HbA1c (glycated haemoglobin). Association for Clinical Biochemistry 2012

Farah Aziz Khan, Noura Al Jameil, Sadia Arjumand, Mohammad Fareed Khan, Hajera Tabassum, Naif Alenzi, Sereen Hijazy, Samyah Alenzi, Sahar Subaie, Sabiha Fatima. Comparative Study of Serum Copper, Iron, Magnesium, and Zinc in Type 2 Diabetes -Associated Proteinuria. Biol Trace Elem Res. 2015

Frederik Persson and Peter Rossing. "Diagnosis of DKD: state of the art and future perspective". International Society of Nephrology. Elsevier Inc. 2018.

Fernando J, Zhou S The Role of Zinc in Renal Pathological Changes in Diabetic Status. Journal Nutritional Disorders and Therapy. 2015. 5: 165.

Heshmatollah Shahbazian^{1,*}, Isa Rezaii². DKD; review of the current knowledge. Journal of Renal Injury Prevention. 2013; 2(2): 73-80

Janet C. King, Robert J. Cousins. "Zinc." In *Modern Nutrition in Health and Disease : Eleventh Edition*, by Benjamin Caballero,

- Robert J. Cousins, Katherine L. Tucker, Thomas R. Ziegler A. Catharine Ross. Philadelphia: Lippincott Williams & Wilkins, 2014
- Jacobus Albertus. Status Mineral Seng(Zn) Dan Magnesium (Mg) Penderita Diabetes Melitus Tipe 2 Dengan Regulasi Gula Darah Baik Dan Jelek. Semarang. 2000.
- Jean-Frederic Brun, Colette Fons, Michelle Fussellier, Lucette Bardet, Andri Orsetti. Urinary Zinc And Its Relationships with Microalbuminuria in Type I Diabetics. *Biological Trace Element Research. Vol. 32, 1992*
- Kyria Jayanne Clímaco Cruz, Ana Raquel Soares de Oliveira, Dilina do Nascimento Marreiro. Antioxidant Role Of Zinc In Diabetes Mellitus. *World J Diabetes* 2015 March 15; 6(2): 333-337
- Mahmoud A.E.A. Koraa, Ahmed R. Tawfeeka, Mahmoud A. Sakr. The Value Of Serum Zinc In Early Detection Of Nephropathy In Type 2 Diabetic Patients. *Menoufia Medical Journal* 2019, 32:910–915
- Mahmoud Parham, Massoud Amini, Ashraf Aminorroaya and Esfandiar Heidarian. "Effect of Zinc Supplementation on Microalbuminuria in Patients With Type 2 Diabetes: A Double Blind, Randomized, Placebo-Controlled, Cross-Over Trial". *Original Data The Review of Diabetic Studies*. 2008.
- Magdalena Jankowska, Bolesław Rutkowski and Alicja Dębska-

Slizien. Vitamins and Microelement Bioavailability in Different Stages of Chronic Kidney Disease. Review. *Nutrients* 2017, 9, 282.

Mayank Gupta, Jagat Pal Singh. Correlation of microalbuminuria with glycosylated haemoglobin in patients of diabetes having nephropathy. *International Journal of Advances in Medicine*. 2017 Jun;4(3):805-808

Melvin Khee. Glycated Hemoglobin (HbA1c): Clinical Applications of a Mathematical Concept. *Journal of Academy of Medical Science of Bosnia and Herzegovina*. 2016 Aug; 24(4): 233-238

Montserrat B Duran-Salgado, Alberto F Rubio-Guerra. "Diabetic nephropathy and inflammation". *World Journal of Diabetes* 2014 June 15; 5(3): 393-398.

Nadini Kartika, Banundari Rachmawati, Andrew Johan. Pengaruh Pemberian Zn Terhadap Kadar Glukosa Darah Dan Kadar Superoksida Dismutase Pada Tikus Wistar Yang Diinduksi Streptozotocin. *Jurnal Kesehatan, Issn 1979-7621, Vol. 1, No. 1, Juni 2016: 61-70*

Pham P-C.T. et al. Hypomagnesemia in Patients with Type 2 Diabetes. *California : Clin J Am Soc Nephrol*, 2007. Vol. 2.

Radica Z. Alicic, Michele T. Rooney, and Katherine R. Tuttle. "DKD Challenges, Progress, and Possibilities". *Clin J Am Soc Nephrol* 12: 2032–2045, 2017.

- Rosdayanti Rustam, Herlisa Anggraini, Tulus Aryadi. Hubungan Kadar Zinc (Zn) Dengan Gula Darah Pada Penderita Diabetes Melitus Tipe 2. 2017. <http://repository.unimus.ac.id/id/eprint/1274>
- Salah R. Saleh Ben Hamed, Pajica Pavkovic, Zeljko Metelko. Microalbuminuria and Diabetes Mellitus. *Diabetologia Croatica* 31- 4, 2002.
- Shahbazian, H., 2013. DKD; review of the current knowledge. *Journal of Renal Injury Prevention*, 2(2), pp. 73-80.
- Shannon L. Kelleher, Nicholas H. McCormick, Vanessa Velasquez, Veronica Lopez. "Zinc in Specialized Secretory Tissues: Roles in the Pancreas, Prostate, and Mammary Gland." (American Society for Nutrition) 2 (2011)
- Shariq I. Sherwani¹, Haseeb A. Khan, Aishah Ekhzaimy, Afshan Masood and Meena K. Sakharkar. Significance of HbA1c Test in Diagnosis and Prognosis of Diabetic Patients. *Biomarker Insights* 2016:11 95– 104.
- Siddiqui K., Bawazeer N. and Joy S.S. Variation in Macro and TraceElements in Progression of Type 2 Diabetes. Riyadh : Sci World J, 2014
- Umanath K. and Lewis J.B. Update on Diabetic Nephropathy: Core Curriculum 2018. *Am J Kidney Dis* . 2018. - Vol. 71. - pp. 884-895.



- Usama A.A. Sharaf El Din, Mona M. Salem , Dina O. Abdulazim.
Diabetic nephropathy: Time to withhold development and progression - A review. *Journal of Advanced Research* 8 (2017) 363–373
- World Organization Health (WHO). Use Of Glycated Haemoglobin (Hba1c) In The Diagnosis Of Diabetes Mellitus. Abbreviated Report Of A WHO Consultation. 2011
- Yang F, Li B, Dong X, Luo P, The Beneficial Effects of Zinc on Diabetes- induced kidney damage In Murine Rodent Model of Type 1 diabetes mellitus, *Journal of Trace Elements in Medicine and Biology*. 2017.
- Yi-Chih Lin, Yu-Hsing Chang, Shao-Yu Yang, Kwan-Dun Wu, Tzong-Shinn Chu. Update of pathophysiology and management of DKD. *Journal of the Formosan Medical Association* (2018) xx, 1- 14
- Ying-Ying Luo, Jie Zhao, Xue-Yao Han, Xiang-Hai Zhou, Jing Wu, Li-Nong Ji. Relationship Between Serum Zinc Level and Microvascular Complications in Patients with Type 2 Diabetes. *Chinese Medical Journal*. 2015. Volume 128. Issue 2

Lampiran 1 : Telaah Kritis *JBI Systematic Reviews*

| Appraisal (Cross Sectional Studies) | Study | | | | |
|--|-----------------------|------------------|-----------------------|-----------------|-----------------|
| | Al-Timimi et al, 2014 | Khan et al, 2015 | Makhlough et al, 2015 | Luo et al, 2015 | Lin et al, 2018 |
| Were the criteria for inclusion in the sample clearly defined? | Yes | Yes | Yes | Yes | Yes |
| Were the study subjects and the setting described in detail? | Yes | Yes | Yes | Yes | Yes |
| Was the exposure measured in a valid and reliable way? | Yes | Yes | Yes | Yes | Yes |
| Were objective, standard criteria used for measurement of the condition? | Yes | Yes | Yes | Yes | Yes |
| Were confounding factors identified? | Yes | Yes | Yes | Yes | Yes |
| Were strategies to deal with confounding factors stated? | Unclear | Unclear | Unclear | Yes | Yes |
| Were the outcomes measured in a valid and reliable way? | Yes | Yes | Yes | Yes | Yes |
| Was appropriate statistical analysis used? | Yes | Yes | Yes | Yes | Yes |

| Appraisal (Case Control Studies) | Study |
|---|-------------------------|
| | Kora et al, 2019 |
| Were the groups comparable other than the presence of disease in cases or the absence of disease in controls? | Yes |
| Were cases and controls matched appropriately? | Yes |
| Were the same criteria used for identification of cases and controls? | Yes |
| Was exposure measured in a standard, valid and reliable way? | Yes |
| Was exposure measured in the same way for cases and controls? | Yes |
| Were confounding factors identified? | Yes |
| Were strategies to deal with confounding factors stated? | Unclear |
| Were outcomes assessed in a standard, valid and reliable way for cases and controls? | Yes |
| Was the exposure period of interest long enough to be meaningful? | Unclear |
| Was appropriate statistical analysis used? | Yes |



Lampiran 2 : Rekomendasi Etik


 KEMENTERIAN PENDIDIKAN DAN KEBUDAYAAN
 UNIVERSITAS HASANUDDIN FAKULTAS KEDOKTERAN
 KOMITE ETIK PENELITIAN KESEHATAN
 RSPTN UNIVERSITAS HASANUDDIN
 RSUP Dr. WAHIDIN SUDIROHUSODO MAKASSAR
 Sekretariat : Lantai 2 Gedung Laboratorium Terpadu
 JLPURINTIS KEMERDEKAAN KAMPUS TAMALANREA KM.10 MAKASSAR 90245.
 Contact Person: dr. Agussalim Bukhari, M.Med.,Ph.D.,SpGK, TELP. 081241850838, 0411-5780103, Fax : 0411-581431
 

REKOMENDASI PERSETUJUAN ETIK

Nomor : B30/UN4.6.4.5.31/PP36/2020 Tanggal: 30 Desember 2020

Dengan ini Menyatakan bahwa Protokol dan Dokumen yang Berhubungan Dengan Protokol berikut ini telah mendapatkan Persetujuan Etik :

| | | | | |
|--|--|--|--|---------------------------|
| No Protokol | UH20120713 | | No Sponsor Protokol | |
| Peneliti Utama | dr.Rima January Putri Ridwan Gani | | Sponsor | |
| Judul Peneliti | TINJAUAN SISTEMATIK DAN META-ANALISIS : KADAR ZINK PADA PASIEN DIABETIC KIDNEY DISEASE | | | |
| No Versi Protokol | 1 | | Tanggal Versi | 30 Desember 2020 |
| No Versi PSP | | | Tanggal Versi | |
| Tempat Penelitian | Departemen Gizi Klinik Fakultas Kedokteran Universitas Hasanuddin Makassar | | | |
| Jenis Review | <input checked="" type="checkbox"/> Exempted <input type="checkbox"/> Expedited <input type="checkbox"/> Fullboard Tanggal | | Masa Berlaku 30 Desember 2020 sampai 30 Desember 2021 | Frekuensi review lanjutan |
| Ketua Komisi Etik Penelitian Kesehatan FKUH | Nama Prof.Dr.dr. Suryani As'ad, M.Sc.,Sp.GK (K) | | Tanda tangan  | |
| Sekretaris Komisi Etik Penelitian Kesehatan FKUH | Nama dr. Agussalim Bukhari, M.Med.,Ph.D.,Sp.GK (K) | | Tanda tangan  | |

Kewajiban Peneliti Utama:

- Menyerahkan Amandemen Protokol untuk persetujuan sebelum di implementasikan
- Menyerahkan Laporan SAE ke Komisi Etik dalam 24 jam dan dilengkapi dalam 7 hari dan Laporan SUSAR dalam 72 Jam setelah Peneliti Utama menerima laporan
- Menyerahkan Laporan Kemajuan (progress report) setiap 6 bulan untuk penelitian resiko tinggi dan setiap setahun untuk penelitian resiko rendah
- Menyerahkan laporan akhir setelah Penelitian berakhir
- Melaporkan penyimpangan dari prokol yang disetujui (protocol deviation / violation)
- Mematuhi semua peraturan yang ditentukan