

DAFTAR PUSTAKA

1. Indriyan E, Dewi YLR, Salimo H. Biopsychosocial Determinants of Stunting in Children Under Five: A Path Analysis Evidence from the Border Area West Kalimantan. *J Matern Child Heal.* 2018;03(02):146–55. DOI: 10.26911/thejmch.2018.03.02.07
2. . M, Lusiana E, . H. The Relationship between Exclusive Breastfeeding (ASI) and Mother Height with Incident Rates Stunting among Child Age 2-5 Years In Barombong Public Health Center, Gowa, Sulawesi Selatan. *KnE Life Sci.* 2019;2019:558–67. DOI: 10.18502/cls.v4i13.5306
3. Anand R. Infant and Young Child Feeding. *IAP Textb Pediatr.* 2013;127–127. DOI: 10.5005/jp/books/11894_132
4. Vonaesch P, Tondeur L, Breurec S, Bata P, Nguyen LBL, Frank T, et al. Factors associated with stunting in healthy children aged 5 years and less living in Bangui (RCA). *PLoS One.* 2017;12(8). DOI: 10.1371/journal.pone.0182363
5. Weatherspoon DD, Miller S, Ngabitsinze JC, Weatherspoon LJ, Oehmke JF. Stunting, food security, markets and food policy in Rwanda. *BMC Public Health.* 2019;19(1):1–13. DOI: 10.1186/s12889-019-7208-0
6. Bromage S, Ahmed T, Fawzi WW. Calcium Deficiency in Bangladesh: Burden and Proposed Solutions for the First 1000 Days. *Food Nutr Bull.* 2016;37(4):475–93. DOI: 10.1177/0379572116652748
7. Bouziani A, Saeid N, Benkirane H, Qandoussi L, Taboz Y, El Hamdouchi A, et al. Dietary Calcium Intake in Sample of School Age Children in City of Rabat, Morocco. *J Nutr Metab.* 2018;2018. DOI: 10.1155/2018/8084623
8. Wrzosek M, Woźniak J, Koziół-Kaczorek D, Włodarek D. The Assessment of the Supply of Calcium and Vitamin D in the Diet of Women Regularly Practicing Sport. *J Osteoporos.* 2019;2019:1–8. DOI: 10.1155/2019/9214926
9. Vonaesch P, Rendremanana R, Gody JC, Collard JM, Giles-Vernick T, Doria M, et al. Identifying the etiology and pathophysiology underlying stunting and environmental enteropathy: Study protocol of the AFRIBIOTA project. *BMC Pediatr.* 2018;18(1):1–18. DOI: 10.1186/s12887-018-1189-5
10. Sheetal A, Hiremath VK, Patil AG, Sajjansetty S, Sheetal Kumar R.

- Malnutrition and its oral outcome - A review. *J Clin Diagnostic Res.* 2013;7(1):178–80. DOI: 10.7860/JCDR/2012/5104.2702
11. Marjianto A, Sylvia M, Wahlyuo S. Permanent tooth eruption based on chronological age and gender in 6-12-year old children on Madura. *Dent J (Majalah Kedokt Gigi).* 2019;52(2):100. DOI: 10.20473/j.djmkg.v52.i2.p100-104
 12. Lailasari D, Zenab Y, Herawati E, Wahyuni IS. Correlation between permanent teeth eruption and nutrition status of 6-7-years-old children. *Padjadjaran J Dent.* 2018;30(2):116. DOI: 10.24198/pjd.vol30no2.18327
 13. Khalil, Reswati, Ferawati, Kurnia YF, Agustin F. Studies on physical characteristics, mineral composition and nutritive value of bone meal and bone char produced from inedible cow bones. *Pakistan J Nutr.* 2017;16(6):426–34. DOI: 10.3923/pjn.2017.426.434
 14. Afrinis N, Besti V, Anggraini HD. Formulasi dan Karakteristik Bihun Tinggi Protein dan Kalsium dengan Penambahan Tepung Tulang Ikan Patin (*Pangasius Hypophthalmus*) Untuk Balita Stunting. *Media Kesehat Masy Indones.* 2018;14(2):157. DOI: 10.30597/mkmi.v14i2.3984
 15. Sri Mugianti, Arif Mulyadi, Agus khoirul Anam ZLN. Faktor Penyebab Anak. *J Ners dan Kebidanan [Internet].* 2018;5:268–78. Available from: <http://jnk.phb.ac.id/index.php/jnk/article/view/374>. DOI: 10.26699/jnk.v5i3.ART.p268
 16. Aguayo VM, Nair R, Badgaiyan N, Krishna V. Determinants of stunting and poor linear growth in children under 2 years of age in India: An in-depth analysis of Maharashtra's comprehensive nutrition survey. *Matern Child Nutr.* 2016;12:121–40. DOI: 10.1111/mcn.12259
 17. Weaver C, Peacock M. Nutrient information: Calcium. *Adv Nutr [Internet].* 2011;2(6):290–2. Available from: <http://advances.nutrition.org/content/2/3/290.full.pdf>. DOI: 10.3945/an.111.000463.supplements
 18. Sari EM, Juffrie M, Nurani N, Sitaresmi MN. Asupan protein, kalsium dan fosfor pada anak stunting dan tidak stunting usia 24-59 bulan. *J Gizi Klin Indones.* 2016;12(4):152. DOI: 10.22146/ijcn.23111
 19. Sjarif DR, Yuliarti K, Iskandar WJ. Erratum: Daily consumption of growing-up milk is associated with less stunting among indonesian toddlers (*Medical Journal of Indonesia*, 2019; 28 (1): 70-76, (10.13181/mji.v28i1.2607)). *Med J Indones.* 2019;28(2):203. DOI: 10.13181/mji.v28i2.4090

20. Alshukairi H. Delayed tooth eruption and its pathogenesis in paediatric patient : a review. 2019;10(3):209–12. DOI: 10.15406/jdhodt.2019.10.00486
21. RC S, Weiss G. Woelfel's dental anatomy. 8th ed. China: Lippincott Williams and Wilkins; 2012. 166–8 p. ISBN: 978-1-60831-746-2
22. Peedikayil FC. Delayed Tooth Eruption. e-Journal Dent. 2011;1(4):81–6.
23. Lyttle C, Stoops F, Welbury R, Wilson N. Tooth eruption and teething in children. The Pharmaceutical Journal. 2015;295(7883):1-2. DOI: 10.1211/PJ.2015.20069598
24. Nelson S, Ash M. Wheeler's dental anatomy, physiology, and occlusion. 9th ed. China: Saunders Elsevier; 2010. 24–25 p. ISBN: 978-1-4160-6209-7. ISBN: 978-1-4160-6209-7
25. Said M. By product teknologi dan aplikasinya. bogor: IPB Press; 2014. 127–137 p. ISBN: 978-979-493-669-6
26. Amalia V, Hadisantoso EP, Hidayat D, Diba RF, Dermawan MF, Tsaniyah SW. Isolasi dan Karakterisasi Hidroksiapatit dari Limbah Tulang Hewan. Alchemy. 2018;5(4):114. DOI: 10.18860/al.v5i4.4705
27. Deydier E, Guilet R, Sarda S, Sharrock P. Physical and chemical characterisation of crude meat and bone meal combustion residue: “Waste or raw material?” J Hazard Mater. 2005;121(1–3):141–8. DOI: 10.1016/j.jhazmat.2005.02.003
28. Torlesse H, Cronin AA, Sebayang SK, Nandy R. Determinants of stunting in Indonesian children: Evidence from a cross-sectional survey indicate a prominent role for the water, sanitation and hygiene sector in stunting reduction. BMC Public Health [Internet]. 2016;16(1):1–11. Available from: <http://dx.doi.org/10.1186/s12889-016-3339-8>
29. Fadhilah N, Jalil Z. Synthesis of Natural Hydroxyapatite from Aceh's Bovine Bone. J Aceh Phys Soc. 2016;5(2):19–21. e-ISSN: 2355-8229
30. Dewi EN. Quality Evaluation of Dried Noodle With Seaweeds Puree Substitution. J Coast Dev [Internet]. 2011;14(2):151–8. Available from: <http://www.ejournal.undip.ac.id/index.php/coastdev/article/view/957>. ISSN: 1410-5217
31. Rajiv J, Milind, Inamdar AA, Sakhare S, Venkateswara Rao G. Roller milled black gram (*Phaseolus mungo*) semolina and its influence on the

- quality characteristics of high protein pasta. *J Food Sci Technol.* 2015;52(4):2464–8. DOI: 10.1007/s13197-013-1193-6
32. Nemati M, Kamilah H, Huda N, Ariffin F. In vitro calcium availability in bakery products fortified with tuna bone powder as a natural calcium source. *Int J Food Sci Nutr.* 2016;67(5):535–40. DOI: 10.1080/09637486.2016.1179269
 33. Diniyyah SR. Asupan Energi , Protein dan Lemak dengan Kejadian Gizi Kurang pada Balita Usia 24-59 Bulan di Desa Suci , Gresik Energy , Protein and Fat Intake with Underweight of Toddlers Age 24-59 Months in Suci Village , Gresik. *J Artic.* 2017;7(1):341–50. DOI: 10.20473/amnt.v1.i4.2017.341-350
 34. Cormick G, Belizán JM. Calcium intake and health. *Nutrients.* 2019;11(7):1–16. DOI: 10.3390/nu11071606

LAMPIRAN

Lampiran 1. Kartu Kontrol Skripsi











KEMENTERIAN PENDIDIKAN DAN KEBUDAYAAN
UNIVERSITAS HASANUDDIN
FAKULTAS KEDOKTERAN GIGI
DEPARTEMEN ILMU KESEHATAN GIGI MASYARAKAT
 Jl. Perintis Kemerdekaan Km. 10, Makassar 90245
 Telepon (0411)-586200, Fax (0411)-584641
 Laman: dent.unhas.ac.id/ikgm

KARTU KONTROL SKRIPSI

Nama : Alya Hilda Saifuddin
 NIM : J011171510
 Dosen Pembimbing : drg. Fuad Husain Akbar, M.Kes., Ph.D
 Judul : Potensi Bihun dengan Substitusi Tepung Tulang Sapi untuk Memenuhi Asupan Kalsium sebagai Upaya Membantu Erupsi Gigi Anak

No.	Tanggal	Materi Konsultasi	Paraf		Hasil Konsultasi
			Pembimbing	Mahasiswa	
1.	13/01/2020	Penyerahan surat penugasan			Perkenalan dan Arahan membuat judul
2.	16/01/2020	Pengajuan Judul Skripsi			Belum acc, perlu membaca lebih banyak
3.	20/01/2020	Konsultasi Judul Skripsi			
4.	28/01/2020	Pengajuan Judul Skripsi			Belum acc
5.	02/03/2020	Pengajuan Judul Skripsi			Acc Judul
6.	13/04/2020	Pengajuan proposal bab 1			Tambahkan referensi
7.	18/05/2020	Pengajuan proposal literature review bab 1-3			Menunggu jadwal diskusi
8.	23/05/2020	Bimbingan proposal			Revisi proposal
9.	31/05/2020	Pengajuan revisi proposal			revisi
10.	11/06/2020	Pengajuan revisi proposal			ACC

11.	13/06/2020	Bimbingan presentasi seminar proposal			Revisi ppt
12.	16/06/2020	Konsultasi revisi seminar proposal			
13.	09/07/2020	Pengajuan revisi literature review			ACC dan arahan membuat manuscript jurnal
14.	07/08/2020	Revisi literature review			ACC

Lampiran 2. Undangan Seminar Proposal



KEMENTERIAN PENDIDIKAN DAN KEBUDAYAAN
UNIVERSITAS HASANUDDIN
FAKULTAS KEDOKTERAN GIGI
DEPARTEMEN ILMU KESEHATAN GIGI MASYARAKAT
Jl. Perintis Kemerdekaan Km. 10, Makassar 90245 Tlp. (0411) 586012
Website: www.dent.unhas.ac.id/ikgm, Email: dentalpublichealthuh@gmail.com

Nomor : 1354/UN4.13.7.1/PK.03.08/2020
Perihal : Undangan Seminar Proposal Skripsi
Lampiran : 1 Berkas

Yth,

.....

Di -

Tempat

Dengan Hormat,

Bersama surat ini kami mengundang Bapak/Ibu untuk menghadiri seminar Proposal Skripsi yang akan dibawakan oleh:

Nama : Yunita Sri Wulani
Stambuk : J011171006
Judul : Camilan sehat stik keju dengan substitusi teoung tulang sapi untuk mencegah karies gigi pada anak penderita Stunting
Pembimbing : drg. Fuad Husain Akbar, M.Kes., Ph.D
Penguji : 1. Prof. Dr. drg. Rasmidar Samad, MS
2. drg. Nursyamsi, M.Kes

Yang Insya Allah akan diadakan pada :

Hari / Tanggal : Senin, 15 Juni 2020
Pukul : 09.00 WITA
Tempat : Ruang Seminar IKGM

Demikian, atas perhatian dan partisipasinya kami ucapkan terima kasih.

Makassar, 8 Juni 2020

Ketua Departemen



Prof. Dr. drg. Burhanuddin DP, M.Kes
NIP 19551214 198603 1 001



Lampiran 3. Undangan Seminar Hasil



KEMENTERIAN PENDIDIKAN DAN KEBUDAYAAN
UNIVERSITAS HASANUDDIN
FAKULTAS KEDOKTERAN GIGI
DEPARTEMEN ILMU KESEHATAN GIGI MASYARAKAT
Jl. Perintis Kemerdekaan Km. 10, Makassar 90245 Tlp. (0411) – 586012
Email: dentalpublichealthuh@gmail.com Website: dent.unhas.ac.id/ikgm

Nomor : 1815/UN4.13.7/PK.03.08/2020
Perihal : Undangan Seminar Hasil Skripsi
Lampiran : 1 Berkas

Yth. Seluruh Dosen Departemen IKGM

Di –
Tempat

Dengan Hormat,

Bersama surat ini kami mengundang Bapak/Ibu untuk menghadiri seminar Hasil Skripsi yang akan dibawakan oleh:

Nama : Yunita Sri Wulani
Stambuk : J011171006
Judul : Potensi Camilan Stik Keju dengan Substitusi Tepung Tulang Sapi untuk Mencegah Karies Gigi
Pembimbing : drg. Fuad Husain Akbar, M.Kes., Ph.D
Penguji : 1. Prof. Dr. drg. Rasmidar Samad, MS
2. drg. Nursyamsi, M.Kes

Yang Insya Allah akan diadakan pada :

Hari / Tanggal : Senin, 3 Agustus 2020
Pukul : 08.00 WITA
Tempat : Ruang Seminar IKGM Via Aplikasi Zoom

Demikian, atas perhatian dan partisipasinya kami ucapkan terima kasih.

Makassar, 26 Juli 2020

Ketua Departemen



Prof. Dr. drg. Burhanuddin DP, M.Kes
NIP. 19551214 198603 1 001



ASEAN
University
Network

Certificate Number:
AP359UNHASNOV18



IAS-ANZ
Certificate System

Quality
ISO 9001:2015

KAN

