

DAFTAR PUSTAKA

- Arun, C., Sivashanmugam, P. 2014. Investigation of biocatalytic potential of garbage enzyme and its influence on stabilization of industrial waste activated sludge. *Process Safety Environ. Protection* 94, 471–478.
- Arun, C., Sivashanmugam, P. 2015. Solubilization of Waste Activated Sludge Using a Garbage Enzyme Produced From Different Pre- consumer Organic Waste. *Journal of Royal Society of Chemistry*, 5, 51421-51427.
- Barel, A.O., Paye, M. and Maibach, H.I. 2001. *Handbook of Cosmetic Science and Technology*. 3 rd ed. Informa Healthcare USA. Inc. New York. 6, 485-491, 495-496.
- Chin, Y. Y., Goeting R., Alas, Y. bin, & Shivanand, P., 2019. *From Fruit Waste To Enzyme*, *Scientific Bruneiana*, 17(2).
- Dalynn, Biologicals. 2014. *McFarland Standard*. http://www.dalynn.com/dyn/ck_assets/files/tech/TM53.pdf) diakses pada tanggal 20 Desember 2021.
- Deepak, V., Sing, A. N., & A. K. P. S., 2019. Use Of Garbage Enzyme. *International Journal of Scientific Research and Review*, 07 (September No.07), 210-205.
- Dimpudus, S.A., Yamlean, P.V.Y., Yudistira, A., 2017. Formulasi Sediaan Sabun Cair Antiseptik Ekstrak Etanol Bunga Pacar Air (*Impatiens Balsamina L.*) Dan Uji Efektivitasnya Terhadap Bakteri *Staphylococcus aureus* Secara in Vitro. *Pharmacon Journal* 208–215.
- Djide, M. N., Sartini., 2016. *Dasar-Dasar Mikrobiologi Farmasi*. Lembaga Penerbitan Universitas Hasanuddin. Makassar.
- Febriyenti, Sari, L.I., dan Nofita, R. 2014. Formulasi Sabun Transparan Minyak Ylang-Ylang dan Uji Efektivitas terhadap Bakteri Penyebab Jerawat. *Jurnal Sains Farmasi & Klinis*. 1. (1): 61-71.

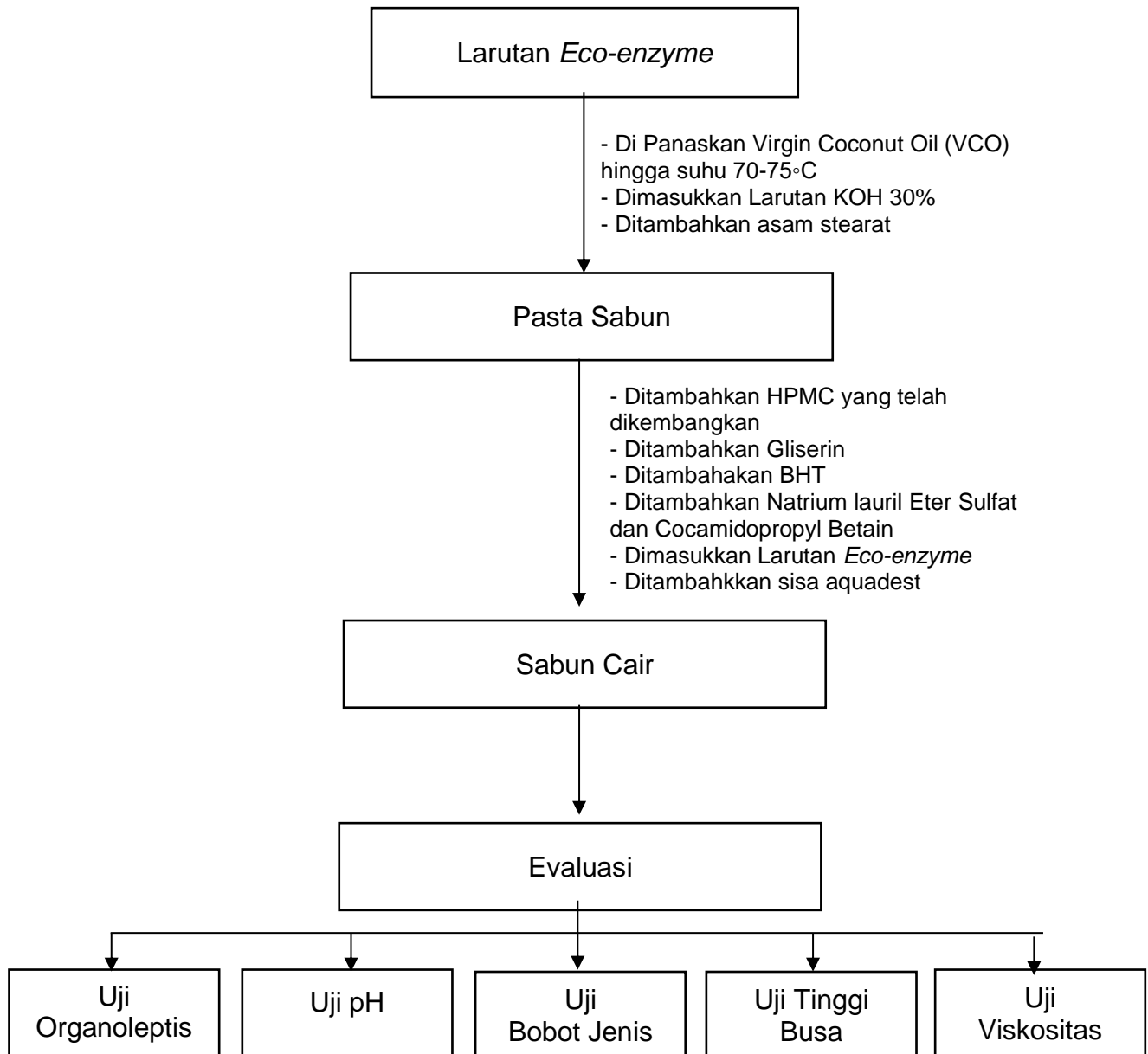
- Geetha, S, Kaparapu,J. 2017. Antimicrobial Activity of Fermented Citrus Fruit Peel Extract. *International Journal of Engineering Research and Applications (IJERA)* , vol. 7, no. 11, 2017. pp. 25-28.
- Kamikaze, D. 2002. *Studi Awal Pembuatan Sabun Menggunakan Campuran Lemak Abdomen Sapi dan Curd Susu Afkir*. Bogor. Fakultas Peternakan Institut Pertanian Bogor.
- Lestari, D.F., Fatimatuzzahra, Dominica, D., Wibowo, R.H. 2021. *The Formulation of Liquid Hand Wash Made From Coconut Shell Activated Charcoal*. Proc. 3rd KOBICongr. International and National Conferences (KOBICINC 2020) 14, 451–455.
- Liu, D., 2019. *Encyclopedia of Microbiology Fourth Edition: Escherichia coli*. Academic Pres, hlm 171-182. ISBN 9780128117378
- Mavani, H.A.K., Tew, I.M., Wong, L., Yew, H.Z., Mahyuddin, A., Ghazali, R.A., Pow, E.H.N., 2020. Antimicrobial efficacy of fruit peels eco- enzyme against *Enterococcus faecalis*: An in vitro study. *International Journal. Environ. Res. Public Health* 17, 1–12.
- Muliarta, I.N., Darmawan, I.K., 2021. Processing Household Organic Waste into *Eco-enzyme* as an Effort to Realize Zero Waste. *Agriwar Journal*. 1, 7–12.
- Morales G, Sierra P, Mancilla, Parades A, Loyola LA, Gallardo O, Borquez J. 2003. Secondary Metabolites from Four Medical Plants from Notthern Chile, Antimikrobia Activity, and Biotoxity against *Artemia salina*. *Journal Chile Chem*, 48 (2).
- Murwani, S. 2015. *Dasar-Dasar Mikrobiologi Veteriner*. Universitas Brawijaya Press. Malang.
- Nazim, F. Meera, V. 2017., Comparison of treatment of greywater using garbage enzyme and citrus enzyme. *International Journal of Innovative research in Science, Engineering and Technology*, 6(4): 49-54.

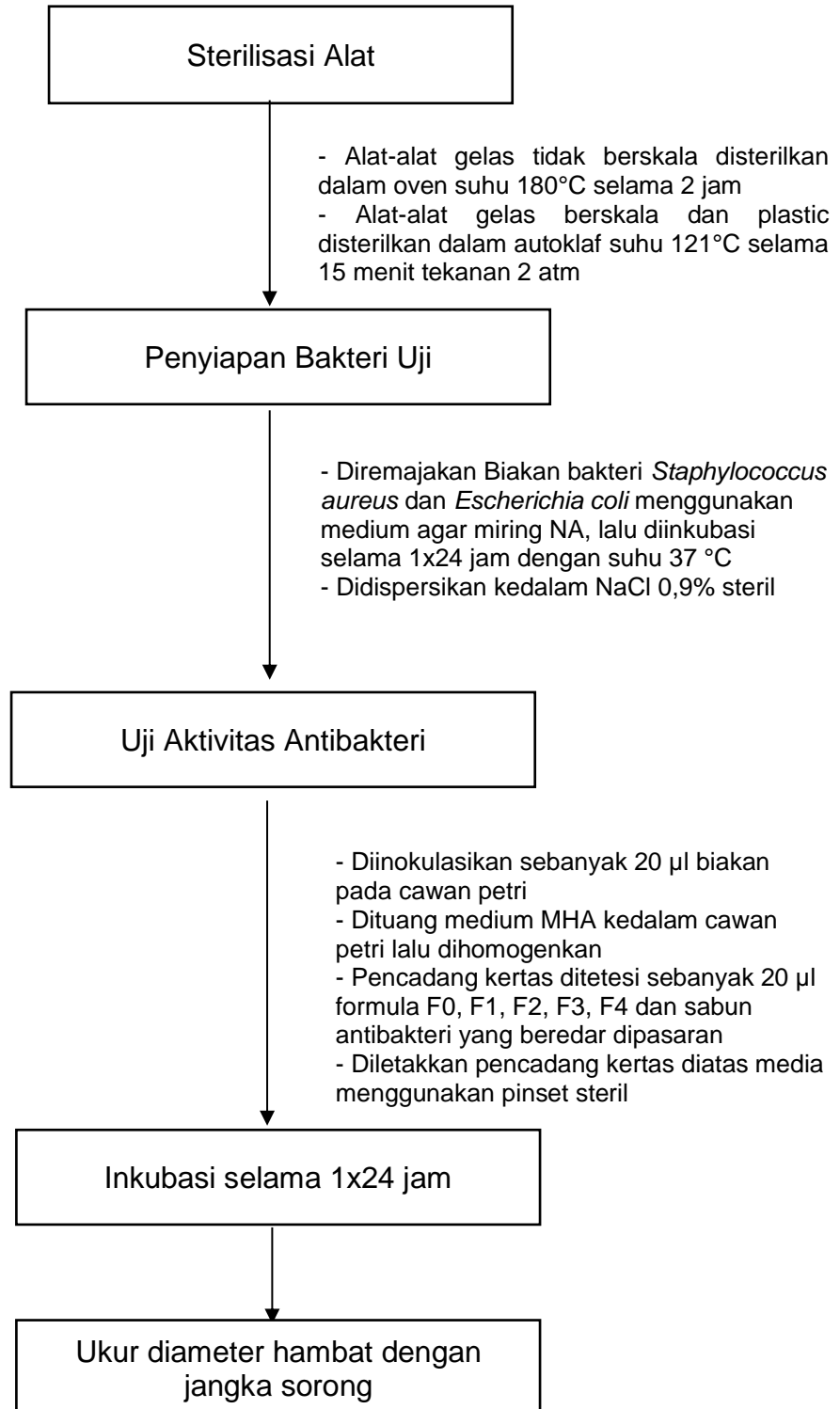
- Pelczar, M.J., dan Chan, E.C.S. 1998. *Dasar-Dasar Mikrobiologi. jilid 2*. Terjemahan dari Elements of Microbiology, oleh Hadioetomo RS. Universitas Indonesia Press. Jakarta.
- Prabulingga, Elsinta Aknesia, dkk., 2020. *Pengaruh Komposisi Ekoenzim Limbah Rumah Tangga Terhadap Mutu dan Lama Simpan Buah Kersen dan Pisang Raja*. Semarang. Departemen FMIPA UNIMUS.
- Rasyadi, Y., Yenti, R., Jasril, A.P., 2019. Formulasi dan Uji Stabilitas Fisik Sabun Mandi Cair Ekstrak Etanol Buah Kapulaga (*Amomum compactum Sol. ex Maton*). *Pharmaceutical Journal*. Indonesia.16, 188.
- Rochyani, N., Utpalasari, L. N., dan Dahliana, I., 2020. Analisis Hasil Konversi *Eco-enzyme* Menggunakan Nenas (*Ananas comosus*) dan Pepaya (*Carica papaya L.*). *Jurnal Redoks*, 5(2): 135-140.
- Saleem, M. Saeed, M.T., 2020. Potential application of waste fruit peels (orange, yellow lemon and banana) as wide range natural antimicrobial agent. *Journal. King Saud. Univ. Sci.*, 32, 805–810.
- Samriti. Sarabhai, Sajal. Arya, Arti., 2019. Garbage Enzyme: A Study on Compositional Analysis of Kitchen Waste Ferments. *Journal of The Pharma Innovation*, 8(4): 1193-1197.
- SNI. 1996. *Standar Sabun Mandi Cair*. SNI 06-4085-1996. Jakarta: Badan Standarisasi Nasional. Halaman 2.
- Spitz, L. 2016. *Soap Manufacturing Technology Second edition*. Amerika Oils Chemists' Society Press. Amerika. 50.
- Sulfiati. 2022. *Pengaruh Variasi Komponen Eco-Enzyme Terhadap Aktivitas Antibakteri Staphylococcus aureus Dan Escherichia coli*. Skripsi tidak diterbitkan. Makassar. Fakultas Farmasi Unhas.
- Suryani, Muninggar Vika. Astuti, Andari Puji. Maharani, Endang Tri Wahyuni., 2020. *Perbandingan Uji Organoleptik Pada Delapan Variabel Produk Ekoenzim*. FMIPA UNIMUS.

Vama, L., Cherekar, M.N., 2020. Production , Extraction And Uses Of Eco-Enzyme Using Citrus Fruit Waste : Wealth From Waste. *Asian Journal. of Microbiol. Biotech. Env. Sc.* Vol. 22 (2) : 346-351

LAMPIRAN

Lampiran 1. Skema Kerja Penelitian



Lampiran 2. Skema Kerja Uji Aktivitas Antibakteri Sabun

Lampiran 3. Tabel Hasil Evaluasi

Lampiran 3.1 Tabel Uji pH

Replikasi	pH Sabun				
	F0	F1	F2	F3	F4
1	9.20	8.70	8.40	7.50	5.80
2	9.25	8.70	8.45	7.50	5.87
3	9.24	8.75	8.42	7.56	5.78
Rata-rata	9.23	8.72	8.42	7.52	5.82
SD	0.02	0.02	0.02	0.03	0.04
RSD	0.00	0.00	0.00	0.00	0.01

Lampiran 3.2 Tabel Uji Viskositas

Replikasi	Viskositas Sabun (cPs)				
	F0	F1	F2	F3	F4
1	430	225	137.5	125	102,5
2	415	225	150	114	102,5
3	425	230	135	115	105
Rata-rata	423,33	226,66	140,83	118	103,33
SD	6.24	2.36	7.50	4.97	0.00
RSD	0.01	0.01	0.05	0.04	0.00

Lampiran 3.3 Tabel Uji Bobot Jenis

Replikasi	Bobot Jenis (g/mL)				
	F0	F1	F2	F3	F4
1	1.01	1.04	1.05	1.06	1.04
2	1.01	1.04	1.06	1.02	1.05
3	1.01	1.04	1.01	1.01	1.00
Rata-rata	1.01	1.04	1.04	1.03	1.03
SD	0.00	0.00	0.02	0.02	0.02
RSD	0.00	0.00	0.02	0.02	0.02

Lampiran 3.4 Tabel Uji Tinggi Busa

Replikasi	Tinggi Busa (mm)				
	F0	F1	F2	F3	F4
1	5.00	4.00	4.00	3.80	3.50
2	5.20	4.30	4.00	3.80	3.40
3	5.50	4.20	4.10	3.85	3.40
Rata-rata	5.23	4.17	4.03	3.82	3.43
SD	0.20	0.12	0.04	0.02	0.04
RSD	0.03	0.02	0.01	0.00	0.01


Lampiran 3.5 Tabel Uji Aktivitas Antibakteri Terhadap *Staphylococcus aureus*

Replikasi	Daerah Hambat Sabun <i>Eco-enzyme</i> terhadap bakteri <i>Staphylococcus aureus</i> (mm)					
	F0	F1	F2	F3	F4	K+
1	14.48	15.21	18.29	21.97	16.43	19.73
2	14.71	15.46	18.29	21.37	16.7	19.39
3	13.63	15.27	18.81	21.64	16.86	19.11
Rata-rata	14.29	15.31	18.46	21.66	16.63	19.41
SD	0.46	0.10	0.24	0.25	0.17	0.25
RSD	0.03	0.01	0.01	0.01	0.01	0.01


Lampiran 3.6 Tabel Uji Aktivitas Antibakteri Terhadap *Escherichia coli*

Replikasi	Daerah Hambat Sabun <i>Eco-enzyme</i> terhadap bakteri <i>Staphylococcus aureus</i> (mm)					
	F0	F1	F2	F3	F4	K+
1	14,09	16,02	21,97	24,33	18,11	19,71
2	14,32	16,80	21,67	24,32	18,19	19,89
3	14,93	15,86	21,92	24,56	18,19	19,56
Rata-rata	14.45	16.23	21.85	24.4	18,16	19.72
SD	0.35	0.41	0.13	0.11	0.04	0,12
RSD	0.02	0.03	0.01	0.00	0.00	0.01

Lampiran 5. Dokumentasi Penelitian



Gambar 6. Penyiapan bahan baku larutan *eco-enzyme*



Gambar 7. (a) Pengukuran pH larutan *eco-enzyme* sebelum fermentasi, (b) Pengukuran pH larutan *eco-enzyme* setelah fermentasi



Gambar 8. Proses Pembuatan Sabun Cair