

DAFTAR PUSTAKA

- Adam Raharjo. (2007). *Kebutuhan irigasi tanaman padi di kecamatan Polanharjo kabupaten Klaten*. Klaten.
- Ahmad, T., & Lanya, B. (2016). *Rancangan irigasi springkler porteble tanaman pakchoy* (Universita).
- Alahdadi I, Oraki, H., & Khajani, F. P. (2011). Effect of water stress on yield and yield components of sunflower hybrids. *Journal of Biology*, 10(34), 6504–6509.
- Anikwe MAN, Mbah CN, Ezeaku PI, & Onyia VN. (2007). Tillage and plastic mulch effects on soil properties and growth and yield of cocoyam (*Colocasia esculanta*) on an ultisol in southeastern Nigeria. *Soil & Tillage Research*, 93, 264–272.
- BPTP Sulsel. (2019). *Budidaya talas jepang (satoimo)*.
- Budiyanto, S. (2009). Dukungan iptek bahan pangan pada pengembangan tepung lokal. *Buletin Pangan*, 54(18), 55–67.
- Cahyo, A., Dewi, R., Putri, A., Sri, C., & Susetyo, D. (2014). Kinetics of calcium oxalate reduction in taro (*Colocasia esculenta*) corm chips during treatments using baking soda solution. *Procedia chemistry*, 9, 102–112. <https://doi.org/10.1016/j.proche.2014.05.013>
- Doring T, U. Heimbach, T. Thieme, M. Finckch, & H. Saucke. (2006). Aspect of straw mulching in organic potatoes-I, effects on microclimate, Phytophthora infestans, and Rhizoctonia solani. *Nachrichtenbl. Deut. Pflanzenschutzd*, 58(3), 73–78.
- Gonçalves RF, Silva AMS, Silva AM, Valentão P, Ferreres F, AG, I., JB, S., Santos D, & PB, A. (2013). . Influence of taro (*Colocasia esculenta* L. Shott) growth conditions on the phenolic composition and biological properties. *Food Chemistry*, 14, 3480–3485.
- Hadiutomo. (2012). *Mekanisasi pertanian* (IPB Press). Bogor
- Hamdani, J. (2009). *Pengaruh jenis mulsa terhadap pertumbuhan dan hasil tiga kultivar kentang (Solanum tuberosum L.)*. Universitas Padjajaran. Bandung.
- Hartati, S. (2010). Pengaruh macam ekstrak bahan organik dan zpt terhadap pertumbuhan planlet anggrek hasil persilangan pada media kultur. *Jurnal Cakara Tani*, 25(1), 101–105.
- Hendriyani, I. ., & N. Setiari. (2009). Kandungan klorofil dan pertumbuhan kacang panjang (*Vigna sinensis*) pada tingkat penyediaan air yang berbeda. *Jurnal Sains & Matematika*, 17(3), 145–150.
- Iskandar, H., Patang, & Kadirman. (2018). Pengolahan talas (*Colocasia esculanta* L. schott) menjadi keripik menggunakan alat vacum frying dengan variasi waktu. *Jurnal Pendidikan Teknologi Pertanian*, 4, 29–42.
- Kadarso. (2008). Kajian penggunaan jenis mulsa terhadap hasil Tanaman cabai merah varietas red charm. *Jurnal Agronomi*, 10(2), 134–139.
- Kirkham, M. (2004). Water-use efficiency. *Encyclopedia of Soils in the Evnvironment*, 315–322.
- Permana, S., Farida, I., Tinggi, S., & Garut, T. (2014). Analisis Kebutuhan Air Irigasi Untuk Daerah Irigasi. *Jurnal Irigasi*, 1–10.

- Pradana, T. A., & Nugroho, A. (2006). *Pengaruh pencacahan berbagai mulsa organik terhadap pertumbuhan dan hasil tanaman kedelai (Glycine max L.)*.
- Ridwan, D. (2010). *Penelitian dan pengembangan jaringan irigasi bertekanan* (Balai irig).
- Saidah dan Syafruddin. (2014). Pengaruh pupuk anorganik terhadap pertumbuhan dan hasil talas jepang di kabupaten Banggai Kepulauan. *Balai Pengkajian Teknologi Pertanian Sulawesi Tengah*, 867–873.
- Sheikhesmaeili, O., Montero, J., & Laserna, S. (2016). Analysis of water application with semi-portable big size sprinkler irrigation systems in semi-arid areas. *Agricultural Water Management*, 163, 275–284.
- Simonne, E. ., Dukes, M. ., & Zotarelli., L. (2010). Principles and practices of irrigation management for vegetables. *IFAS Extension. Florida.*, 3.
- Sinaga, A. F. (2013). *Interaksi pemberian pupuk urea yang dikombinasikan dengan pupuk kandang (Kotoran Sapi) terhadap pertumbuhan dan hasil tanaman padi*. Universitas Bengkulu.
- Sulistiyowati, Kendarini, & Respatijarti. (2014). Observasi keberadaan tanaman talas-talasan genus Colocasia dan Xanthosoma di kec. Kedungkandang kota Malang dan kec. Ampelgading kab. Malang. *Jurnal Produksi Tanaman*, 2(2), 86–93.
- Sumarni, N., A. Hidayat, & E. Sumiatani. (2006). Pengaruh tanaman penutup tanah dan mulsa organik terhadap produksi cabai dan erosi tanah. *Jurnal Hortikultura*, 16(3), 199.
- Suminarti, N. (2009). Pengaruh pemupukan N dan K pada pertumbuhan dan hasil tanaman talas yang ditanam di lahan kering. *Akta Agrosia*, 13(1), 1–7.
- Suminarti, N. (2011). Teknik budidaya tanaman talas (*colocasia esculanta L. schoot var antiquorum*) pada kondisi kering dan basah. In *Program studi ilmu pertanian, minat agronomi, program pasca sarjana Universitas Brawijaya*.
- Sunardi, & Y. Sarjono. (2007). Penentuan kandungan unsur makro pada lahan pasir Pantai Samas Bantul dengan metode Analisis Aktifasi Neutron (AAN). *Pusat Teknologi Akselerator Dan Proses Bahan BATAN, Yogyakarta.*, 123.
- Timlin, D., S.M.L. Rahman, J.Baker, V.R Reddy, D. Fheisher, & B. Quebedeaux. (2006). Whole plan photosynthesis, development, and carbon partitioning in poteto as function of temperature. *Agronomi Jurnal*, 98(5), 1195–1203.

LAMPIRAN

Tabel lampiran 1a. Tinggi tanaman (45 HST)

| | | KELOMPOK | | | | Jumlah | Rata-rata |
|------------------|----|---------------|---------------|--------------|---------------|---------------|--------------|
| | | I | II | III | IV | | |
| Is | M0 | 26,00 | 15,60 | 27,90 | 31,20 | 100,70 | 25,18 |
| | M1 | 18,00 | 34,70 | 25,80 | 27,90 | 106,40 | 26,60 |
| SUB TOTAL | | 44,00 | 50,30 | 53,70 | 59,10 | 207,10 | |
| It | M0 | 26,80 | 25,90 | 19,60 | 26,10 | 98,40 | 24,60 |
| | M1 | 40,80 | 32,50 | 25,30 | 25,50 | 124,10 | 31,03 |
| SUB TOTAL | | 67,60 | 58,40 | 44,90 | 51,60 | 222,50 | |
| TOTAL | | 111,60 | 108,70 | 98,60 | 110,70 | 429,60 | 26,85 |

Tabel lampiran 1b. Sidik ragam tinggi tanaman (45 HST)

| SK | DB | JK | KT | F.HITUNG | KET. | F.TABEL | |
|-----------|--------|--------|-------|----------|------|---------|-------|
| | | | | | | 0,05 | 0,01 |
| Kelompok | 3 | 26,91 | 8,97 | 0,15 | | 9,28 | 29,46 |
| i(pu) | 1 | 14,82 | 14,82 | 0,26 | tn | 10,13 | 34,12 |
| Galat (i) | 3 | 174,24 | 58,08 | | tn | | |
| m (ap) | 1 | 61,62 | 61,62 | 1,36 | | 5,99 | 13,75 |
| I x m | 1 | 25,00 | 25,00 | 0,55 | tn | 5,99 | 13,75 |
| Galat (m) | 7 | 271,64 | 45,27 | | tn | | |
| Total | 15 | 574,24 | | | | | |
| KK I= | 28,38% | | | | | | |
| KK M= | 25,06% | | | | | | |

Keterangan

tn = Tidak nyata

* = Nyata

** = Sangat nyata

Tabel lampiran 2a. Tinggi tanaman (90 HST)

| | | KELOMPOK | | | | Jumlah | Rata-rata |
|------------------|----|---------------|---------------|---------------|---------------|---------------|--------------|
| | | I | II | III | IV | | |
| Is | M0 | 35,50 | 29,80 | 52,00 | 37,00 | 154,30 | 38,58 |
| | M1 | 40,70 | 50,10 | 42,30 | 46,70 | 179,80 | 44,95 |
| SUB TOTAL | | 76,20 | 79,90 | 94,30 | 83,70 | 334,10 | |
| It | M0 | 23,20 | 68,00 | 33,70 | 32,40 | 157,30 | 39,33 |
| | M1 | 75,50 | 84,20 | 60,30 | 52,90 | 272,90 | 68,23 |
| SUB TOTAL | | 98,70 | 152,20 | 94,00 | 85,30 | 430,20 | |
| TOTAL | | 174,90 | 232,10 | 188,30 | 169,00 | 764,30 | 47,77 |

Tabel lampiran 2b. Sidik ragam tinggi tanaman (90 HST)

| SK | DB | JK | KT | F.HITUNG | KET. | F.TABEL | |
|-----------|--------|---------|---------|----------|------|---------|-------|
| | | | | | | 0,05 | 0,01 |
| Kelompok | 3 | 609,92 | 203,31 | 0,71 | tn | 9,28 | 29,46 |
| i(pu) | 1 | 577,20 | 577,20 | 2,02 | tn | 10,13 | 34,12 |
| Galat (i) | 3 | 856,85 | 285,62 | | | | |
| m (ap) | 1 | 1244,33 | 1244,33 | 11,95 | * | 5,99 | 13,75 |
| I x m | 1 | 507,38 | 507,38 | 4,87 | tn | 5,99 | 13,75 |
| Galat (m) | 7 | 624,72 | 104,12 | | | | |
| Total | 15 | 4420,39 | | | | | |
| KK I= | 35,38% | | | | | | |
| KK M= | 21,36% | | | | | | |

Keterangan

- tn = Tidak nyata
 * = Nyata
 ** = Sangat nyata

Tabel lampiran 3a. Tinggi tanaman (135 HST)

| | | KELOMPOK | | | | Jumlah | Rata-rata |
|------------------|----|---------------|---------------|---------------|---------------|---------------|--------------|
| | | I | II | III | IV | | |
| Is | M0 | 28,00 | 17,00 | 32,80 | 25,50 | 103,30 | 25,83 |
| | M1 | 21,00 | 28,80 | 29,80 | 29,40 | 109,00 | 27,25 |
| SUB TOTAL | | 49,00 | 45,80 | 62,60 | 54,90 | 212,30 | |
| It | M0 | 22,30 | 64,50 | 33,80 | 35,50 | 156,10 | 39,03 |
| | M1 | 57,80 | 77,00 | 55,00 | 47,00 | 236,80 | 59,20 |
| SUB TOTAL | | 80,10 | 141,50 | 88,80 | 82,50 | 392,90 | |
| TOTAL | | 129,10 | 187,30 | 151,40 | 137,40 | 605,20 | 37,83 |

Tabel lampiran 3b. Sidik ragam tinggi tanaman (135 HST)

| SK | DB | JK | KT | F.HITUNG | KET. | F.TABEL | |
|-----------|--------|---------|---------|----------|------|---------|-------|
| | | | | | | 0,05 | 0,01 |
| Kelompok | 3 | 495,51 | 165,17 | 0,58 | tn | 9,28 | 29,46 |
| i(pu) | 1 | 2038,52 | 2038,52 | 7,15 | tn | 10,13 | 34,12 |
| Galat (i) | 3 | 854,95 | 284,98 | | | | |
| m (ap) | 1 | 466,56 | 466,56 | 9,75 | * | 5,99 | 13,75 |
| I x m | 1 | 351,56 | 351,56 | 7,34 | * | 5,99 | 13,75 |
| Galat (m) | 7 | 287,20 | 47,87 | | | | |
| Total | 15 | 4494,31 | | | | | |
| KK I= | 44,63% | | | | | | |
| KK M= | 18,29% | | | | | | |

Keterangan

- tn = Tidak nyata
 * = Nyata
 ** = Sangat nyata

Tabel lampiran 4a. Jumlah daun (45 HST)

| | | KELOMPOK | | | | Jumlah | Rata-rata |
|------------------|----|--------------|--------------|--------------|--------------|--------------|-------------|
| | | I | II | III | IV | | |
| Is | M0 | 4,00 | 3,00 | 5,00 | 4,00 | 16,00 | 4,00 |
| | M1 | 2,00 | 6,00 | 4,00 | 4,00 | 16,00 | 4,00 |
| SUB TOTAL | | 6,00 | 9,00 | 9,00 | 8,00 | 32,00 | |
| It | M0 | 4,00 | 5,00 | 4,00 | 4,00 | 17,00 | 4,25 |
| | M1 | 9,00 | 4,00 | 5,00 | 4,00 | 22,00 | 5,50 |
| SUB TOTAL | | 13,00 | 9,00 | 9,00 | 8,00 | 39,00 | |
| TOTAL | | 19,00 | 18,00 | 18,00 | 16,00 | 71,00 | 4,44 |

Tabel lampiran 4b. Sidik ragam jumlah daun (45 HST)

| SK | DB | JK | KT | F.HITUNG | KET. | F.TABEL | |
|-----------|--------|-------|------|----------|------|---------|-------|
| | | | | | | 0,05 | 0,01 |
| Kelompok | 3 | 1,19 | 0,40 | 0,13 | tn | 9,28 | 29,46 |
| i(pu) | 1 | 3,06 | 3,06 | 1,00 | tn | 10,13 | 34,12 |
| Galat (i) | 3 | 9,19 | 3,06 | | | | |
| m (ap) | 1 | 1,56 | 1,56 | 0,54 | tn | 5,99 | 13,75 |
| I x m | 1 | 1,56 | 1,56 | 0,54 | tn | 5,99 | 13,75 |
| Galat (m) | 7 | 17,38 | 2,90 | | | | |
| Total | 15 | 33,94 | | | | | |
| KK I= | 39,44% | | | | | | |
| KK M= | 38,35% | | | | | | |

Keterangan

- tn = Tidak nyata
 * = Nyata
 ** = Sangat nyata

Tabel lampiran 5a. Jumlah daun (90 HST)

| | | KELOMPOK | | | | Jumlah | Rata-rata |
|------------------|----|--------------|--------------|--------------|--------------|---------------|--------------|
| | | I | II | III | IV | | |
| Is | M0 | 11,00 | 10,00 | 15,00 | 9,00 | 45,00 | 11,25 |
| | M1 | 5,00 | 10,00 | 4,00 | 7,00 | 26,00 | 6,50 |
| SUB TOTAL | | 16,00 | 20,00 | 19,00 | 16,00 | 71,00 | |
| It | M0 | 3,00 | 14,00 | 9,00 | 11,00 | 37,00 | 9,25 |
| | M1 | 17,00 | 17,00 | 13,00 | 14,00 | 61,00 | 15,25 |
| SUB TOTAL | | 20,00 | 31,00 | 22,00 | 25,00 | 98,00 | |
| TOTAL | | 36,00 | 51,00 | 41,00 | 41,00 | 169,00 | 10,56 |

Tabel lampiran 5b. Sidik ragam jumlah daun (90 HST)

| SK | DB | JK | KT | F.HITUNG | KET. | F.TABEL | |
|-----------|--------|--------|--------|----------|------|---------|-------|
| | | | | | | 0,05 | 0,01 |
| Kelompok | 3 | 29,69 | 9,90 | 2,65 | tn | 9,28 | 29,46 |
| i(pu) | 1 | 45,56 | 45,56 | 12,22 | * | 10,13 | 34,12 |
| Galat (i) | 3 | 11,19 | 3,73 | | | | |
| m (ap) | 1 | 1,56 | 1,56 | 0,12 | tn | 5,99 | 13,75 |
| I x m | 1 | 115,56 | 115,56 | 8,85 | * | 5,99 | 13,75 |
| Galat (m) | 7 | 78,38 | 13,06 | | | | |
| Total | 15 | 281,94 | | | | | |
| KK I= | 18,28% | | | | | | |
| KK M= | 34,22% | | | | | | |

Keterangan

- tn = Tidak nyata
 * = Nyata
 ** = Sangat nyata

Tabel lampiran 6a. Jumlah daun (135 HST)

| | | KELOMPOK | | | | Jumlah | Rata-rata |
|------------------|----|--------------|--------------|--------------|--------------|--------------|-------------|
| | | I | II | III | IV | | |
| Is | M0 | 5,00 | 2,00 | 3,00 | 2,00 | 12,00 | 3,00 |
| | M1 | 6,00 | 5,00 | 2,00 | 7,00 | 20,00 | 5,00 |
| SUB TOTAL | | 11,00 | 7,00 | 5,00 | 9,00 | 32,00 | |
| It | M0 | 6,00 | 5,00 | 10,00 | 5,00 | 26,00 | 6,50 |
| | M1 | 6,00 | 6,00 | 7,00 | 6,00 | 25,00 | 6,25 |
| SUB TOTAL | | 12,00 | 11,00 | 17,00 | 11,00 | 51,00 | |
| TOTAL | | 23,00 | 18,00 | 22,00 | 20,00 | 83,00 | 5,19 |

Tabel lampiran 6b. Sidik ragam jumlah daun (135 HST)

| SK | DB | JK | KT | F.HITUNG | KET. | F.TABEL | |
|-----------|--------|-------|-------|----------|------|---------|-------|
| | | | | | | 0,05 | 0,01 |
| Kelompok | 3 | 3,69 | 1,23 | 0,20 | tn | 9,28 | 29,46 |
| i(pu) | 1 | 22,56 | 22,56 | 3,62 | tn | 10,13 | 34,12 |
| Galat (i) | 3 | 18,69 | 6,23 | | | | |
| m (ap) | 1 | 3,06 | 3,06 | 1,20 | tn | 5,99 | 13,75 |
| I x m | 1 | 5,06 | 5,06 | 1,98 | tn | 5,99 | 13,75 |
| Galat (m) | 7 | 15,38 | 2,56 | | | | |
| Total | 15 | 68,44 | | | | | |
| KK I= | 48,11% | | | | | | |
| KK M= | 30,86% | | | | | | |

Keterangan

tn = Tidak nyata

* = Nyata

** = Sangat nyata

Tabel lampiran 7a. Lebar daun (45 HST)

| | | KELOMPOK | | | | Jumlah | Rata-rata |
|------------------|----|--------------|--------------|--------------|--------------|---------------|--------------|
| | | I | II | III | IV | | |
| Is | M0 | 16,6 | 9,60 | 13,60 | 17,90 | 41,10 | 13,70 |
| | M1 | 9,20 | 18,90 | 14,60 | 12,90 | 55,60 | 13,90 |
| SUB TOTAL | | 9,20 | 28,50 | 28,20 | 30,80 | 96,70 | |
| It | M0 | 14,70 | 14,50 | 11,70 | 13,40 | 54,30 | 13,58 |
| | M1 | 20,50 | 16,60 | 12,70 | 14,70 | 64,50 | 16,13 |
| SUB TOTAL | | 35,20 | 31,10 | 24,40 | 28,10 | 118,80 | |
| TOTAL | | 44,40 | 59,60 | 52,60 | 58,90 | 215,50 | 14,33 |

Tabel lampiran 7b. Sidik ragam lebar daun (45 HST)

| SK | DB | JK | KT | F.HITUNG | KET. | F.TABEL | |
|-----------|--------|--------|-------|----------|------|---------|-------|
| | | | | | | 0,05 | 0,01 |
| Kelompok | 3 | 37,36 | 12,45 | 0,26 | tn | 9,28 | 29,46 |
| i(pu) | 1 | 30,53 | 30,53 | 0,63 | tn | 10,13 | 34,12 |
| Galat (i) | 3 | 145,60 | 48,53 | | | | |
| m (ap) | 1 | 38,13 | 38,13 | 2,87 | tn | 5,99 | 13,75 |
| I x m | 1 | 1,16 | 1,16 | 0,09 | tn | 5,99 | 13,75 |
| Galat (m) | 7 | 79,65 | 13,27 | | | | |
| Total | 15 | 332,41 | | | | | |
| KK I= | 48,63% | | | | | | |
| KK M= | 25,43% | | | | | | |

Keterangan

tn = Tidak nyata

* = Nyata

** = Sangat nyata

Tabel lampiran 8a. Lebar daun (90 HST)

| | | KELOMPOK | | | | Jumlah | Rata-rata |
|------------------|----|--------------|--------------|--------------|--------------|---------------|--------------|
| | | I | II | III | IV | | |
| Is | M0 | 18,80 | 14,90 | 27,00 | 20,90 | 81,60 | 20,40 |
| | M1 | 20,00 | 24,80 | 19,00 | 20,60 | 84,40 | 21,10 |
| SUB TOTAL | | 38,80 | 39,70 | 46,00 | 41,50 | 166,00 | |
| It | M0 | 12,10 | 14,30 | 8,50 | 19,20 | 54,10 | 13,53 |
| | M1 | 32,80 | 36,30 | 28,30 | 26,30 | 123,70 | 30,93 |
| SUB TOTAL | | 44,90 | 50,60 | 36,80 | 45,50 | 177,80 | |
| TOTAL | | 83,70 | 90,30 | 82,80 | 87,00 | 343,80 | 21,49 |

Tabel lampiran 8b. Sidik ragam lebar daun (90 HST)

| SK | DB | JK | KT | F.HITUNG | KET. | F.TABEL | |
|-----------|--------|--------|--------|----------|------|---------|-------|
| | | | | | | 0,05 | 0,01 |
| Kelompok | 3 | 8,75 | 2,92 | 0,16 | tn | 9,28 | 29,46 |
| i(pu) | 1 | 8,70 | 8,70 | 0,47 | tn | 10,13 | 34,12 |
| Galat (i) | 3 | 55,46 | 18,49 | | | | |
| m (ap) | 1 | 327,61 | 327,61 | 12,87 | * | 5,99 | 13,75 |
| I x m | 1 | 278,89 | 278,89 | 10,96 | * | 5,99 | 13,75 |
| Galat (m) | 7 | 152,74 | 25,46 | | | | |
| Total | 15 | 832,16 | | | | | |
| KK I= | 20,01% | | | | | | |
| KK M= | 23,48% | | | | | | |

Keterangan

tn = Tidak nyata

* = Nyata

** = Sangat nyata

Tabel lampiran 9a. Lebar daun (135 HST)

| | | KELOMPOK | | | | Jumlah | Rata-rata |
|------------------|----|--------------|--------------|--------------|--------------|---------------|--------------|
| | | I | II | III | IV | | |
| Is | M0 | 14,00 | 11,00 | 18,00 | 15,00 | 58,00 | 14,50 |
| | M1 | 12,00 | 18,00 | 18,00 | 15,00 | 63,00 | 15,75 |
| SUB TOTAL | | 26,00 | 29,00 | 36,00 | 30,00 | 121,00 | |
| It | M0 | 14,00 | 25,00 | 18,00 | 18,00 | 75,00 | 18,75 |
| | M1 | 28,00 | 32,00 | 21,00 | 22,00 | 103,00 | 25,75 |
| SUB TOTAL | | 42,00 | 57,00 | 39,00 | 40,00 | 178,00 | |
| TOTAL | | 68,00 | 86,00 | 75,00 | 70,00 | 299,00 | 18,69 |

Tabel lampiran 9b. Sidik ragam lebar daun (135 HST)

| SK | DB | JK | KT | F.HITUNG | KET. | F.TABEL | |
|-----------|--------|--------|--------|----------|------|---------|-------|
| | | | | | | 0,05 | 0,01 |
| Kelompok | 3 | 48,69 | 16,23 | 0,58 | tn | 9,28 | 29,46 |
| i(pu) | 1 | 203,06 | 203,06 | 7,24 | tn | 10,13 | 34,12 |
| Galat (i) | 3 | 84,19 | 28,06 | | | | |
| m (ap) | 1 | 68,06 | 68,06 | 6,76 | * | 5,99 | 13,75 |
| I x m | 1 | 33,06 | 33,06 | 3,29 | tn | 5,99 | 13,75 |
| Galat (m) | 7 | 60,38 | 10,06 | | | | |
| Total | 15 | 497,44 | | | | | |
| KK I= | 28,35% | | | | | | |
| KK M= | 16,97% | | | | | | |

Keterangan

tn = Tidak nyata

* = Nyata

** = Sangat nyata

Tabel lampiran 10a. Berat segar tanaman

| | | KELOMPOK | | | | Jumlah | Rata-rata |
|------------------|----|---------------|---------------|---------------|---------------|----------------|--------------|
| | | I | II | III | IV | | |
| Is | M0 | 37,00 | 13,00 | 26,00 | 26,00 | 102,00 | 25,50 |
| | M1 | 19,00 | 197,00 | 23,00 | 73,00 | 312,00 | 78,00 |
| SUB TOTAL | | 56,00 | 210,00 | 49,00 | 99,00 | 414,00 | |
| It | M0 | 15,00 | 148,00 | 42,00 | 45,00 | 250,00 | 62,50 |
| | M1 | 265,00 | 132,00 | 98,00 | 128,00 | 623,00 | 155,75 |
| SUB TOTAL | | 280,00 | 280,00 | 140,00 | 173,00 | 873,00 | |
| TOTAL | | 336,00 | 490,00 | 189,00 | 272,00 | 1287,00 | 80,44 |

Tabel lampiran 10b. Sidik ragam berat segar tanaman

| SK | DB | JK | KT | F.HITUNG | KET. | F.TABEL | |
|-----------|----|----------|----------|----------|------|---------|-------|
| | | | | | | 0,05 | 0,01 |
| Kelompok | 3 | 12152,19 | 4050,73 | 3,01 | tn | 9,28 | 29,46 |
| i(pu) | 1 | 13167,56 | 13167,56 | 9,78 | tn | 10,13 | 34,12 |
| Galat (i) | 3 | 4040,69 | 1346,90 | | | | |
| m (ap) | 1 | 21243,06 | 21243,06 | 4,02 | tn | 5,99 | 13,75 |
| I x m | 1 | 1660,56 | 1660,56 | 0,31 | tn | 5,99 | 13,75 |
| Galat (m) | 7 | 31685,88 | 5280,98 | | | | |
| Total | 15 | 83949,94 | | | | | |

KK I= 45,63%

KK M= 90,34%

Keterangan

tn = Tidak nyata

* = Nyata

** = Sangat nyata

Tabel lampiran 11a. Berat kering tanaman

| | | KELOMPOK | | | | Jumlah | Rata-rata |
|------------------|----|--------------|--------------|--------------|--------------|---------------|-------------|
| | | I | II | III | IV | | |
| Is | M0 | 6,00 | 3,00 | 4,00 | 4,00 | 17,00 | 4,25 |
| | M1 | 4,00 | 16,00 | 3,00 | 8,00 | 31,00 | 7,75 |
| SUB TOTAL | | 10,00 | 19,00 | 7,00 | 12,00 | 48,00 | |
| It | M0 | 3,00 | 19,00 | 5,00 | 6,00 | 33,00 | 8,25 |
| | M1 | 28,00 | 20,00 | 13,00 | 16,00 | 77,00 | 19,25 |
| SUB TOTAL | | 31,00 | 39,00 | 18,00 | 22,00 | 110,00 | |
| TOTAL | | 41,00 | 58,00 | 25,00 | 34,00 | 158,00 | 9,88 |

Tabel lampiran 11b. Sidik ragam berat kering tanaman

| SK | DB | JK | KT | F.HITUNG | KET. | F.TABEL | |
|-----------|----|--------|--------|----------|------|---------|-------|
| | | | | | | 0,05 | 0,01 |
| Kelompok | 3 | 146,25 | 48,75 | 5,79 | tn | 9,28 | 29,46 |
| i(pu) | 1 | 240,25 | 240,25 | 28,54 | * | 10,13 | 34,12 |
| Galat (i) | 3 | 25,25 | 8,42 | | | | |
| m (ap) | 1 | 210,25 | 210,25 | 5,64 | tn | 5,99 | 13,75 |
| I x m | 1 | 56,25 | 56,25 | 1,51 | tn | 5,99 | 13,75 |
| Galat (m) | 7 | 223,50 | 37,25 | | | | |
| Total | 15 | 901,75 | | | | | |

KK I= 29,38%

KK M= 61,81%

Keterangan

tn = Tidak nyata

* = Nyata

** = Sangat nyata

Tabel lampiran 12a. Berat keseluruhan umbi

| | | KELOMPOK | | | | Jumlah | Rata-rata |
|------------------|----|----------------|----------------|----------------|----------------|-----------------|---------------|
| | | I | II | III | IV | | |
| Is | M0 | 603,00 | 410,00 | 922,00 | 409,00 | 2344,00 | 586,00 |
| | M1 | 348,00 | 726,00 | 294,00 | 170,00 | 1538,00 | 384,50 |
| SUB TOTAL | | 951,00 | 1136,00 | 1216,00 | 579,00 | 3882,00 | |
| It | M0 | 263,00 | 956,00 | 506,00 | 1077,00 | 2802,00 | 700,50 |
| | M1 | 1846,00 | 1054,00 | 561,00 | 755,00 | 4216,00 | 1054,00 |
| SUB TOTAL | | 2109,00 | 2010,00 | 1067,00 | 1832,00 | 7018,00 | |
| TOTAL | | 3060,00 | 3146,00 | 2283,00 | 2411,00 | 10900,00 | 681,25 |

Tabel lampiran 12b. Sidik ragam berat keseluruhan umbi

| SK | DB | JK | KT | F.HITUNG | KET. | F.TABEL | |
|-----------|----|------------|-----------|----------|------|---------|-------|
| | | | | | | 0,05 | 0,01 |
| Kelompok | 3 | 145856,50 | 48618,83 | 0,47 | tn | 9,28 | 29,46 |
| i(pu) | 1 | 614656,00 | 614656,00 | 5,96 | tn | 10,13 | 34,12 |
| Galat (i) | 3 | 309606,50 | 103202,17 | | | | |
| m (ap) | 1 | 23104,00 | 23104,00 | 0,11 | tn | 5,99 | 13,75 |
| I x m | 1 | 308025,00 | 308025,00 | 1,43 | tn | 5,99 | 13,75 |
| Galat (m) | 7 | 1288165,00 | 214694,17 | | | | |
| Total | 15 | 2689413,00 | | | | | |

KK I= 47,16%

KK M= 68,01%

Keterangan

tn = Tidak nyata

* = Nyata

** = Sangat nyata

Tabel lampiran 13a. Jumlah keseluruhan umbi

| | | KELOMPOK | | | | Jumlah | Rata-rata |
|------------------|----|---------------|--------------|---------------|--------------|---------------|--------------|
| | | I | II | III | IV | | |
| Is | M0 | 26,00 | 18,00 | 31,00 | 24,00 | 99,00 | 24,75 |
| | M1 | 16,00 | 21,00 | 14,00 | 14,00 | 65,00 | 16,25 |
| SUB TOTAL | | 42,00 | 39,00 | 45,00 | 38,00 | 164,00 | |
| It | M0 | 16,00 | 31,00 | 32,00 | 26,00 | 105,00 | 26,25 |
| | M1 | 48,00 | 25,00 | 27,00 | 33,00 | 133,00 | 33,25 |
| SUB TOTAL | | 64,00 | 56,00 | 59,00 | 59,00 | 238,00 | |
| TOTAL | | 106,00 | 95,00 | 104,00 | 97,00 | 402,00 | 25,13 |

Tabel lampiran 13b. Sidik ragam jumlah keseluruhan umbi

| SK | DB | JK | KT | F.HITUNG | KET. | F.TABEL | |
|-----------|--------|---------|--------|----------|------|---------|-------|
| | | | | | | 0,05 | 0,01 |
| Kelompok | 3 | 21,25 | 7,08 | 2,07 | tn | 9,28 | 29,46 |
| i(pu) | 1 | 342,25 | 342,25 | 100,17 | ** | 10,13 | 34,12 |
| Galat (i) | 3 | 10,25 | 3,42 | | | | |
| m (ap) | 1 | 2,25 | 2,25 | 0,02 | tn | 5,99 | 13,75 |
| I x m | 1 | 240,25 | 240,25 | 2,51 | tn | 5,99 | 13,75 |
| Galat (m) | 7 | 573,50 | 95,58 | | | | |
| Gtotal | 15 | 1189,75 | | | | | |
| KK I= | 7,36% | | | | | | |
| KK M= | 38,91% | | | | | | |

Keterangan

tn = Tidak nyata

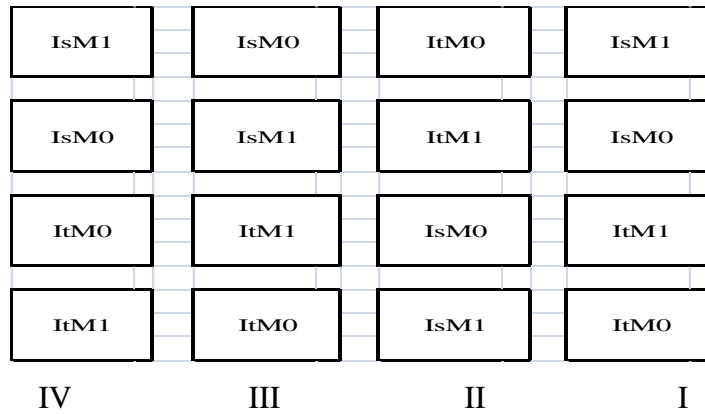
* = Nyata

** = Sangat nyata

Tabel lampiran 14. Kriteria penilaian hasil analisis tanah

| Parameter tanah * | Nilai | | | | |
|---|---------------|-----------|-----------|-----------|---------------|
| | Sangat rendah | Rendah | Sedang | Tinggi | Sangat tinggi |
| C(%) | <1 | 1,0-2,0 | 2,0-3,0 | 3,0-5,0 | >5 |
| N (%) | <0,1 | 0,1-0,2 | 0,21-0,50 | 0,51-0,75 | >0,75 |
| C/N | <5 | 5,0-10,0 | 11,0-15,0 | 16-25 | >25 |
| P ₂ O ₅ HCL 25% (mg/100g) | <15 | 15-20 | 21-40 | 41-60 | >60 |
| P ₂ O ₅ Bray (ppm P) | <4 | 5,0-7,0 | 8,0-10,0 | 11,0-15,0 | >15 |
| P ₂ O ₅ Olsen (ppm P) | <5 | 5,0-10,0 | 11,0-15,0 | 16-20 | >20 |
| K ₂ O HCL 25% (mg/100g) | <10 | 10,0-20,0 | 21-40 | 41-60 | >60 |
| KTK/CEC (me/100 g tanah) | <5 | 5,0-16,0 | 17-24 | 25-40 | >40 |
| Susunan kation | | | | | |
| Ca (me/100 g tanah) | <2 | 2,0-5,0 | 6,0-10,0 | 11,0-20,0 | >20 |
| Mg (me/100 g tanah) | <0,3 | 0,4-1 | 1,1-2,0 | 2,1-8,0 | >8 |
| K (me/100 g tanah) | <0,1 | 0,1-0,3 | 0,4-0,5 | 0,6-1,0 | >1 |
| Na (me/100 g tanah) | <0,1 | 0,1-0,3 | 0,4-0,7 | 0,8-1,0 | >1 |
| Kejenuhan Basa (%) | <20 | 20-40 | 41-61 | 61-80 | >80 |
| Kejenuhan Alumunium (%) | <5 | 5,0-10,0 | 1,0-20,0 | 20-40 | >40 |
| Cadangan mineral (%) | <5 | 5,0-10,0 | 11,0-20,0 | 20-40 | >40 |
| Salinitas/DHL (dS/m) | <1 | 1,0-2,0 | 2,0-3,0 | 3,0-4,0 | >4 |
| Persentase natrium dapat tukar/ESP (%) | <2 | 2,0-3,0 | 5,0-10,0 | 10,0-15,0 | >15 |

| | Sangat masam | Masam | Agak masam | Netral | Agak alkalis | Alkalis |
|---------------------|--------------|---------|------------|---------|--------------|---------|
| pH H ₂ O | <4,5 | 4,5-5,5 | 5,5-6,5 | 6,6-7,5 | 7,6-8,5 | >8,5 |



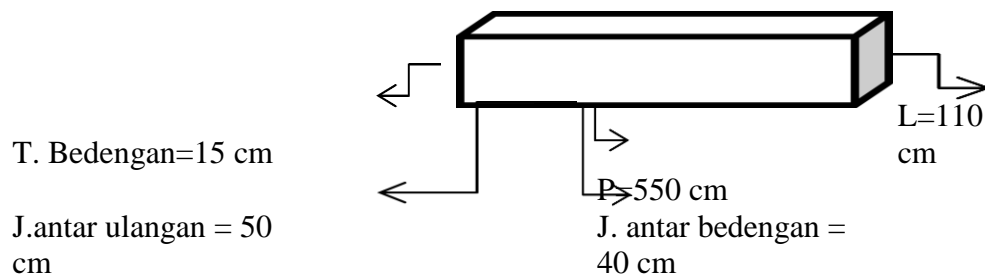
keterangan:

| | |
|------|------------------------------------|
| IsMO | = Irigasi Springkler + Tanpa Mulsa |
| IsM1 | = Irigasi Springkler + Mulsa |
| ItM1 | = Irigasi Tetes + Mulsa |
| ItMO | = Irigasi Tetes + Tanpa Mulsa |

Gambar lampiran 15. Denah penelitian



Gambar lampiran 16. Pengambilan Sampel Tanah



Gambar lampiran 17. Denah pembuatan bedengan



Gambar lampiran 18. Penanaman talas



Gambar lampiran 19. Penyiranan irigasi tetes dan springkler



Gambar lampiran 20. Penyemprotan insektisida



Gambar lampiran 21. Pembersihan gulma



Gambar lampiran 22a. Tanaman siap panen (150 HST)



Gambar lampiran 22b. Pemanenan talas



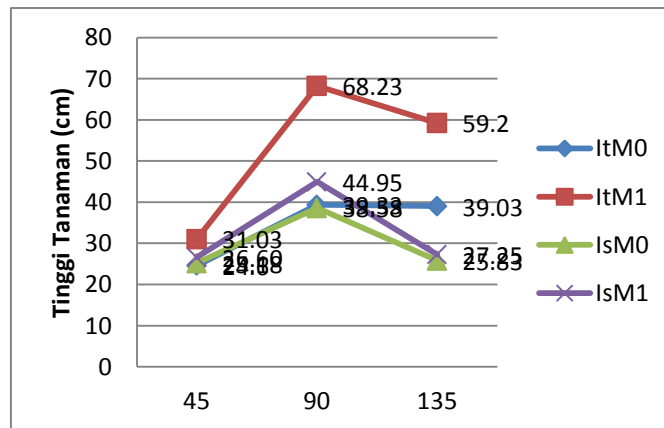
Gambar lampiran 23. Pengamatan



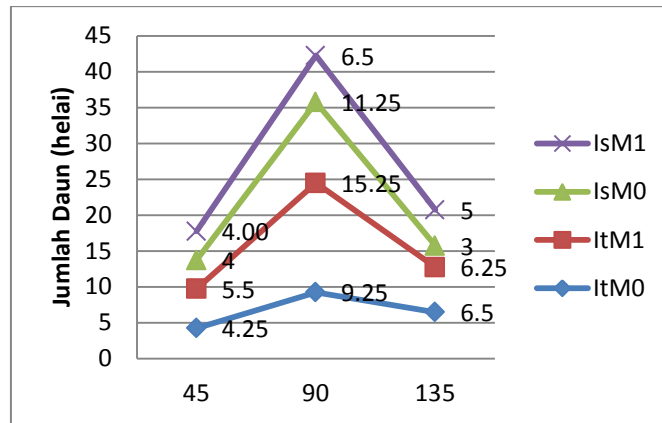
Gambar lampiran 24. Lebar daun



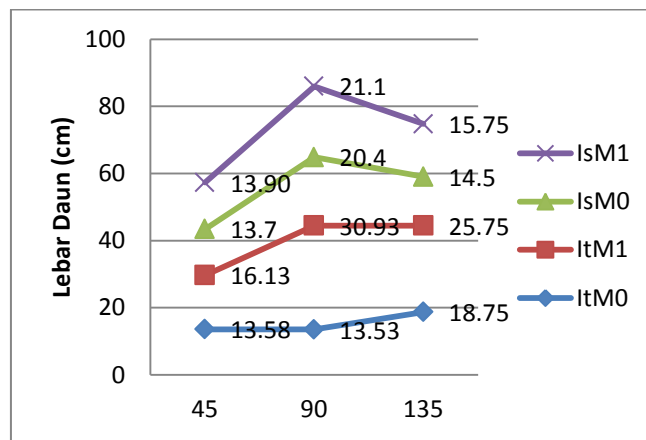
Gambar lampiran 25. Pemotongan bagian atas tanaman



Grafik lampiran 26. Perkembangan tinggi tanaman menurut umur 45, 90, 135 HST



Grafik lampiran 27. Perkembangan jumlah daun menurut umur 45, 90, 135 HST



Grafik lampiran 28. Perkembangan lebar daun menurut umur 45, 90, 135 HST

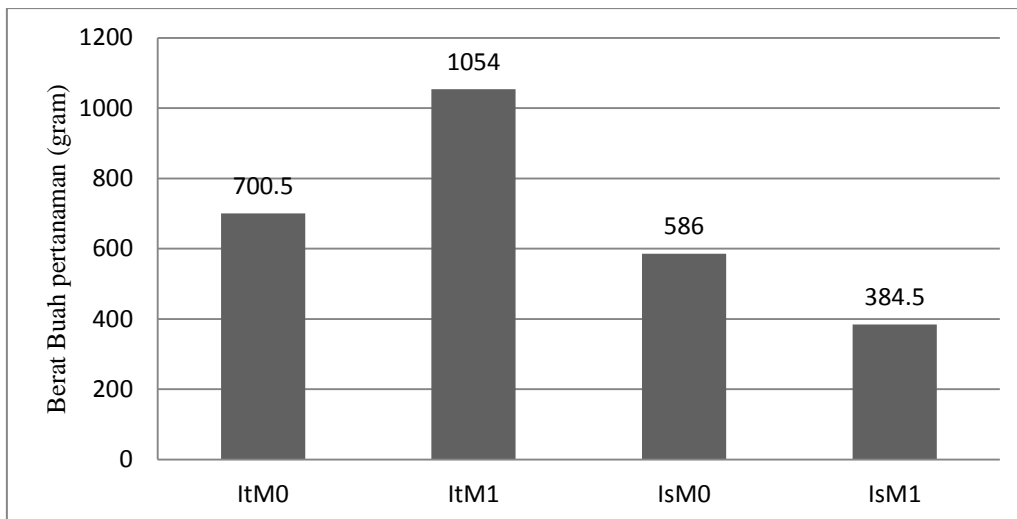


Diagram batang lampiran 29. Hasil berat umbi per tanaman

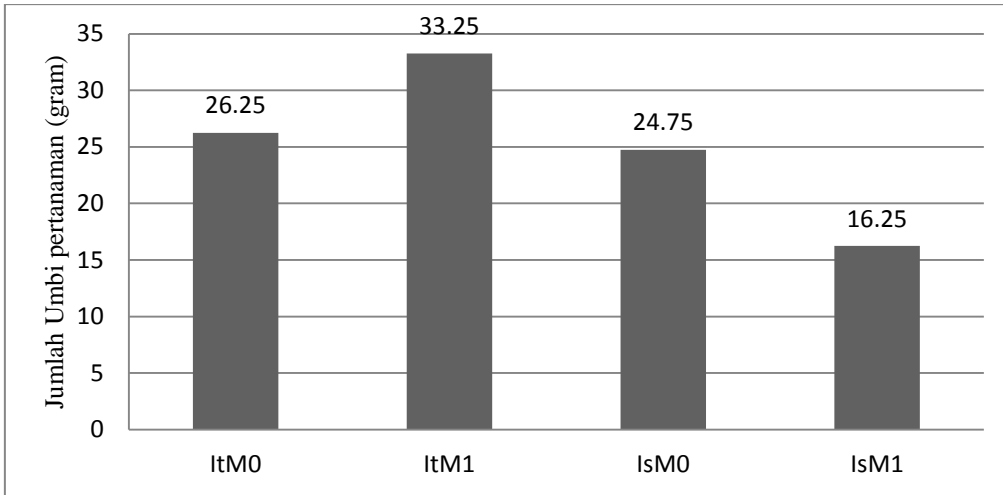
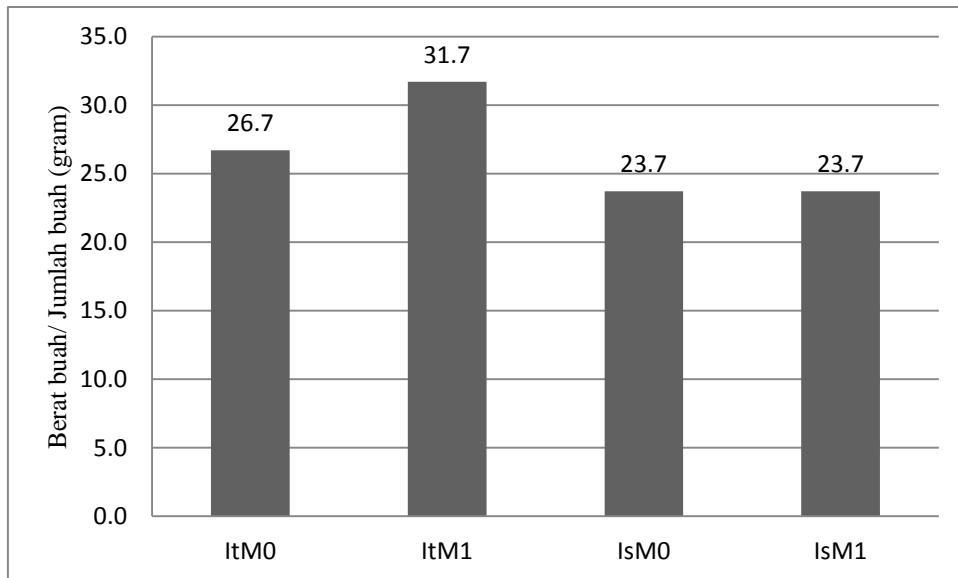


Diagram batang lampiran 30. Hasil jumlah umbi per tanaman



Digram batang lampiran 31. Hasil berat umbi/ jumlah umbi