DAFTAR PUSTAKA

Acquaah, G.2012. *Principles of Plant Genetics and Breeding, 2end*. John Wiley dan Sons: Wesc Sussex, UK.

Agustina, N. I., & Waluyo, B. (2017). Keragaman karakter morfo-agronomi Jurnal Agro 5(1), 2018 37 dan keanekaragaman galur- galur cabai besar (Capsicum annuum L.). *Jurnal Agro*, 4(2), 120–130.

Astuti, C. C. 2017. Analisis Korelasi Untuk Mengetahui Keeratan Hubungan Antara Keaktifan Mahasiswa Dengan Hasil Belajar Akhir. *Journal Of Information And Computer Technology Education*. 1 (1), 1-7.

Arif, A.B., S. Sujiprihati dan M. Syukur. 2012. Pendugaan parameter genetik pada beberapa karakter kuantitatif pada persilangan cabai besar dan cabai keriting. *Jurnal Agronomi Indonesia*, 40, (2) :119-124.

Arif, A.B., L. Oktaviana , S. Sujiprihati, dan M. Syukur. 2014. Pendugaan Parameter Genetik Karakter Umur Panen dan Bobot Per Buah pada Persilangan Cabai Besar dan Cabai Rawit (*Capsicum annuum* L.). *Buletin Plasma Nutfah*, 20 (1).

Alard R. W. And A.D. Bradshaw. 1960. *Implication of Genotype Environment Interaction in Applied Plant Breeding*. Crop. Sci. 4 : 503 – 507.

Bahri, S., Irmayani, J. Aulia, M. Fajari, L., R. Adawiyah. 2021. Efek Estrogenik Ekstrak Buah Tomat (*Lycopersicum Esculentum*) Terhadap Mencit Betina Dewasa (*Mus Musculus*) Galur Balb/C. *J. Pijar MIPA*, 16 (2) : 222-227.

Bindu, B., Tejasundar, C., Amarnath, B. G., Prakash, B., Priyadarshini, R. 2020. Text Recognition From Images Using Image Processing Technique. *International Journal of Advanced Research in Computer Science*, 11 (1).

Cahyanti, C, S., Hanny, H., Dwi, S. 2021. Identifikasi Kematangan Buah Tomat Berdasarkan Warna Menggunakan Metode Hue Saturation Value. *Scientific Student Journal for Information, Technology and Science*, 2 (1).

Caicedo, A, and I. Peralta. 2013. *Basic Information About Tomatoes and The Tomato Group.* Di dalam: Lield, B.E., J.A. Labate, J.R Stommel, A. Slade and C. Kole (editors), *Genetics,Genomics and Breeding of Tomato*. CRC Pr. New York.

Griffing B. 1956. *Concept of general and specific combining ability in relation to diallel crossing system*. Aust. Biol. Sci. 9 (4): 463-493.

Gul, R., H.U. Rahman, I.H. Khalil, S.M.A. Shah, A. Ghafoor. 2010. Heterosis for flower andfruits traits in tomato (Lycopersicon esculentum Mill.). Afric. *J. Biotech.* 9 (27):4144-4151.Doi:10.5897/AJB09.1765.

Haydar A., Mandal M.A., Ahmed M.B., Hannan M.M., Karim R., Razvy M.A., Ray U.K, Salahin M. 2007. *Studies on genetic variability and interrelationship among the different traits in tomato (Lycopersicon esculentum Mill.). Middle-East Journal of Scientific Research.* 2(3-4):139- 142.

Hayman BI. 1954. *The theory and analysis of diallel crosses.* Genetics 39:789-809.

Lawodi, Eirene N. , Trina E. Talle, Feky R. Mantiri , Beivy J. Kolondam. 2013. Variasi Genetik Tanaman Tomat Dari Beberapa Tempat Di Sulawesi Berdasarkan Gen Matk. *Jurnal Ilmiah Farmasi*. 2 (4).

Liebisch, F., J.F.J. Max, G. Heine, W. J. Horst. 2009. *Blossom-end rot and fruit cracking of tomato grown in net-covered greenhouses in Central Thailand can partly be corrected by calcium and boron sprays*. *J. Plant Nutr*. Soil Sc. 172:140-150.

Marti, Raúl, S. Rosello, J. Cebolla-Cornejo. 2016. Tomato as a Source of Carotenoids and Polyphenols Targeted to Cancer Prevention. *Cancers.* 8 (58).

Marianingsih, P., Khastini, R., dan Puri, D. 2015. Pertumbuhan Tanaman Tomat (*Lycopersicon esculentum* L.) oleh Cendawan Endofit Akar Mangrove Asal Cagar Alam Pulau Dua Serang Banten.Biospecies, 8. (6-12)

Ministry of Environment, Forest and Climate Change (MoEF&CC) and Indian Institute of Vegetable Research. 2015. *Series of Crop Specific Biology Documents: Biology of Solanum lycopersicum (Tomato)*. India: Government of India.

Mutka, A.M. dan R.S. Bart. 2015. Image-based Phenotyping of Plant Disease Symptoms. *Frontiers in Plant Science*, 5 (734).

Mutaqin, A. K., Hakim, L. N (2006). Uji Normalitas Bera-Jarque untuk Residu dalam Model Otoregresif Menggunakan Teknik Bootstrap Parametrik. *Statistika*, 6 (2).

Prakash, K., Saravanamoorthi, P., Sathishkumar, R., & Parimala, M. 2017. A Study of Image Processing in Agriculture. Int. *J. Advanced Networking and Applications*, 9 (1). Pages: 3311-3315.

Poespodarsono, S. 1988. *Dasar- dasar Ilmu Pemuliaan Tanaman*. Pusat Antar Universitas Institut Pertanian Bogor. Bogor.

Putra, M.A.B., I.M.A.S. Wijaya, dan Y. Setiyo. 2015. Pengembangan Alogaritma Image Processing untuk Menduga Hasil Panen Padi. *Biosistem dan Teknik Pertanian.* 3 (1).

Purwati, E. Dan Khairunisa. 2007. *Budidaya Tomat Dataran Rendah*. Penebar Swadaya.Jakarta.

Rai, M., A.K. Singh, R.S. Pan, V.S.R.K. Prasad. 2005. *Genetic analysis of yield and its component in tomato.* Veg. Sci.32:177-178.

Rahayuningtyas, Ari M. F.,Diang, S. 2020. Rancang Bangun Perangkat Sortasi Tomat Berdasar Sensor Berat Tipe Strain Gauge Dan Pengolahan Citra Warna. *Jurnal Riset Teknologi Industri*. 4 (1).

Rosmaina, Syafrudin, Hasrol, Yanti, F., Juliyanti, & Zulfahmi. (2016). Estimation of variability, heritability and genetic advance among local chili pepper genotypes cultivated in peat lands. *Bulgarian Journal of Agricultural Science,* 22 (3), 431–436.

Saputra, Helfi E. S., Dwi, W. G., Umi, S., Yenny, S., Nico, D. A. 2019. Estimasi Ragam Jumlah Kelompok Gen Pengendali Karakter dan Heritabilitas Tomat di Dataran Rendah. *J. Hort*. 2 (10).

Saputra, U. T., Arif, A., R.Rumani, M. Casisetianingsih. 2017. Perancangan dan implementasi alat untuk penyortiran buah tomat (Lycopersicum esculentum) menggunakan mikrokomputer design. *e-Proceeding Eng* 4 (3):4074–4082.

Sholeh Udin Al Ghifari, S.U.A, Supriyanta, Basunanda.P, Alam. T, M. Habib Widyawan. M. H, Taryono, dan Kristamtini. 2021. Evaluasi Galur Harapan Padi Hitam (Oryza sativa L.) Berdaya Hasil Tinggi dan Berumur Genjah. *Vegetalika*, Vol. 10 No. 2.

Shalaby, T.A. 2013. Mode of gene action, heterosis and inbreeding depression for yield and its component in tomato (Solanum lycopersicum L.). Sci. *Hortic*. 164: 540-543.

Siregar L.A.M., Rosmayati., Julita. 2010. Uji beberapa varietas tomat (Lycopersicum esculentum Mill.) terhadap salinitas. *Jurnal Ilmu Pertanian Kultivar*. 4 (2).

Siskandar, Ridwan , Noer. A. Indrawan, Billi Rifa Kusumah, Sesar Husen Santosa, Irmansyah , Irzaman. 2020. Penerapan Rekayasa Mesin Sortir Sebagai Penentu Kematangan Buah Jeruk Dan Tomat Merah Berbasis Image Processing. *Jurnal Teknik Pertanian Lampung* .9 (3) : 222-236.

Syukur M, Sujiprihati S, Yuniati R. 2012. *Teknik Pemuliaan Tanaman*. Cet.1.

Jakarta (ID): Penebar Swadaya.Thompson HC, WC Kelly. 1957. Veg.

Syukur, M., S. Sujiprihati, dan R. Yuniati. 2015. *Teknik Pemuliaan Tanaman*. Edisi Revisi, Jakarta. Penebar Swadaya.

Wiriyanta. 2002. *Budidaya Tomat*. Agromedia pustaka. Jakarta. 101 hal.

Wahyuni, Sri, Rahmi Yunianti, Muhamad Syukur, Joko Ridho Witono, dan Syarifah Iis Aisyah. 2014. Ketahanan 25 Genotipe Tomat (*Solanum lycopersicum* Mill.) terhadap Pecah Buah dan Korelasinya dengan Karakter-karakter Lain. *J. Agron.* 42 (3) : 195 – 202.

Yusuf, Nurul Arfiyanti, Besse Hardianti, Indah Ayu Lestari, Amriani Sapra. 2019. Formulasi Dan Evaluasi Lip Balm Liofilisat Buah Tomat (Solanum Lycopersicum L.) Sebagai Pelembab Bibir. *Jurnal Ilmiah Manuntung*, 5 (1): 115-121.

Zehra, A., Meena, M., Dubey, M. K., Aamir, M., and Upadhyay, R. S. 2017. *Synergistic effects of plant defense elicitors and Trichoderma harzianum on enhanced induction of antioxidant defense system in tomato againts fusarium wilt disease*. Bot. Stud (Taipei, Taiwan) 58: 44.

LAMPIRAN

LAMPIRAN

Tabel Lampiran 1. Sidik Ragam Tinggi Tanaman Berbagai Genotipe Tomat Persilangan Biparental

SK	DB	JK	KT	F hitung	F tabel	
					0.05	0.01
Ulangan	3	9142.45	3047.48	35.07**	4.76	9.78
Perlakuan	132	87720.3	664.548	7.65**	3.70	6.96
Kontrol	2	4485.29	2242.65	25.81**	5.14	10.92
Galur (G)	123	73447.3	597.133	6.87*	3.70	6.97
G vs K	1	635.227	635.227	7.31*	5.99	13.75
Galat	6	521.412	86.902			
Total	138	88241.7				

KK= 12.11 %

Keterangan:

* : Nyata

** : Sangat Nyata

Tabel Lampiran 2. Sidik Ragam Umur Berbunga Berbagai Genotipe Tomat Persilangan Biparental

SK	DB	JK	KT	F hitung	F tabel	
					0.05	0.01
Ulangan	3	1.42262	0.47421	5.07*	4.76	9.78
Perlakuan	132	77.277	0.58543	6.27*	3.70	6.96
Kontrol	2	9.32941	4.6647	49.92**	5.14	10.92
Galur (G)	123	60.7797	0.49414	5.29*	3.70	6.97
G vs K	1	5.74525	5.74525	61.48**	5.99	13.75
Galat	6	0.56067	0.09344			
Total	138	77.8377				

KK= 1.70 %

Keterangan:

* : Nyata

** : Sangat Nyata

Tabel Lampiran 3. Sidik Ragam Umur Panen Berbagai Genotipe Tomat Persilangan Biparental

SK	DB	JK	KT	F hitung	F tabel	
					0.05	0.01
Ulangan	3	7035.83	2345.28	4.94*	4.76	9.78
Perlakuan	132	43343.4	328.359	0.69tn	3.70	6.96
Kontrol	2	3800.81	1900.4	4.01tn	5.14	10.92
Galur (G)	123	30713.7	249.705	0.53tn	3.70	6.97
G vs K	1	1793.03	1793.03	3.78tn	5.99	13.75
Galat	6	2846.49	474.415			
Total	138	46189.9				

KK= 20.63%

Keterangan:

* : Nyata

tn : Tidak Nyata

Tabel Lampiran 4. Sidik Ragam Panjang Buah Berbagai Genotipe Tomat Persilangan Biparental

SK	DB	JK	KT	F hitung	F tabel	
					0.05	0.01
Ulangan	3	3.45899	1.153	0.59tn	4.76	9.78
perlakuan	132	920.889	6.97643	3.54tn	3.70	6.96
Kontrol	2	6.21069	3.10535	1.58tn	5.14	10.92
Galur (G)	123	909.44	7.39382	3.75*	3.70	6.97
G vs K	1	1.77977	1.77977	0.90tn	5.99	13.75
Galat	6	11.8207	1.97011			
Total	138	932.71				

KK= 16.37%

Keterangan:

* : Nyata

tn : Tidak Nyata

Tabel Lampiran 5. Sidik Ragam Diameter Buah Berbagai Genotipe Tomat Persilangan Biparental

SK	DB	JK	KT	F hitung	F tabel	
					0.05	0.01
Ulangan	3	444.062	148.021	44.3**	4.76	9.78
Perlakuan	132	12515.6	94.8153	28.38**	3.70	6.96
Kontrol	2	107.114	53.5571	16.03**	5.14	10.92
Galur (G)	126	11921	94.6108	28.32**	3.70	6.96
G vs K	1	43.482	43.482	13.01**	5.99	13.75
Galat	6	20.0465	3.34107			
Total	138	12535.7				

KK= 5.77%

Keterangan:

** : Sangat Nyata

Tabel Lampiran 6. Sidik Ragam Brix (Kadar Gula) Buah Berbagai Genotipe Tomat Persilangan Biparental

SK	DB	JK	KT	F hitung	F tabel	
					0.05	0.01
Ulangan	3	14.0524	4.68414	7.88*	4.76	9.78
Perlakuan	132	220.753	1.67237	2.81tn	3.70	6.96
Kontrol	2	0.85502	0.42751	0.72tn	5.14	10.92
Galur (G)	126	202.664	1.60845	2.7tn	3.70	6.96
G vs K	1	3.18092	3.18092	5.35tn	5.99	13.75
Galat	6	3.56845	0.59474			
Total	138	224.321				

KK= 16.29%

Keterangan:

* : Nyata

tn : Tidak Nyata

Tabel Lampiran 7. Sidik Ragam Jumlah Rongga Buah Berbagai Genotipe Tomat Persilangan Biparental

SK	DB	JK	KT	F hitung	F tabel	
					0.05	0.01
Ulangan	3	3.90695	1.30232	2.19tn	4.76	9.78
Perlakuan	132	287.531	2.17826	3.66tn	3.70	6.96
Kontrol	2	17.7422	8.87111	14.90**	5.14	10.92
Galur (G)	123	264.608	2.15128	3.61tn	3.70	6.97
G vs K	1	1.27349	1.27349	2.14tn	5.99	13.75
Galat	6	3.57174	0.59529			
Total	138	291.102				
KK	14.83%					

Keterangan:

** : Sangat Nyata

tn : Tidak Nyata

Tabel Lampiran 8. Sidik Ragam Berat Buah Berbagai Genotipe Tomat Persilangan Biparental

SK	DB	JK	KT	F hitung	F tabel	
					0.05	0.01
Ulangan	3	685.349	228.45	60.98**	4.76	9.78
Perlakuan	132	8415.89	63.7568	17.02**	3.70	6.96
Kontrol	2	130.056	65.0278	17.36**	5.14	10.92
Galur (G)	126	7540.46	59.8449	17.36**	3.70	6.96
G vs K	1	60.0243	60.0243	16.02**	5.99	13.75
Galat	6	22.4765	3.74609			
Total	138	8438.37				
KK=	10.87%					

Keterangan:

** : Sangat Nyata

Tabel Lampiran 9. Sidik Ragam Jumlah Cabang Berbagai Genotipe Tomat Persilangan Biparental

SK	DB	JK	KT	F hitung	F tabel	
					0.05	0.01
Ulangan	3	43.8967	14.6322	69.26**	4.76	9.78
Perlakuan	132	470.221	3.56228	16.86**	3.70	6.96
Kontrol	2	28.1234	14.0617	66.56**	5.14	10.92
Galur (G)	123	323.655	2.63134	12.46**	3.70	6.97
G vs K	1	74.5465	74.5465	352.86**	5.99	13.75
Galat	6	1.26759	0.21127			
Total	138	471.489				

KK= 8.65%

Keterangan:

** : Sangat Nyata

Tabel Lampiran 10. Sidik Ragam Dikotomus Berbagai Genotipe Tomat Persilangan Biparental

SK	DB	JK	KT	F hitung	F tabel	
					0.05	0.01
Ulangan	3	11.807	3.93566	0.23**	4.76	9.78
Perlakuan	132	8129.22	60.6658	3.47**	3.70	6.96
Kontrol	2	127.919	63.9595	3.66tn	5.14	10.92
Galur (G)	126	7539.25	59.8353	3.42tn	3.70	6.96
G vs K	1	450.244	150.081	8.58*	5.99	13.75
Galat	6	69.9578	17.4895			
Total	138	8199.18				

KK= 11.88%

Keterangan:

** : Sangat Nyata

tn : Tidak Nyata

Tabel Lampiran 11. Sidik Ragam Produksi Berbagai Genotipe Tomat Persilangan Biparental

SK	DB	JK	KT	F hitung	F tabel	
					0.05	0.01
Ulangan	3	36735.6	12245.2	168.40**	4.76	9.78
Perlakuan	132	411866	3120.2	42.91**	3.70	6.96
Kontrol	2	1691.77	845.884	11.63**	5.14	10.92
Galur (G)	123	373431	3036.02	41.75**	3.70	6.97
G vs K	1	8.2559	8.2559	0.11tn	5.99	13.75
Galat	6	436.292	72.7154			
Total	138	412302				

KK= 13.22%

Keterangan:

** : Sangat Nyata

tn : Tidak Nyata

Tabel Lampiran 12. Sidik Ragam Luas (Area) Tomat Utuh Berbagai Genotipe Tomat Persilangan Biparental

SK	DB	JK	KT	F hitung	F tabel	
					0.05	0.01
Ulangan	3	57.426	19.142	13.16tn	4.76	9.78
Perlakuan	132	1112.09	8.29919	5.71*	3.70	6.96
Kontrol	2	12.0233	3.00584	2.07tn	5.14	10.92
Galur (G)	126	1041.58	8.26653	5.68*	3.70	6.96
G vs K	1	1.05945	1.05945	0.73tn	5.99	13.75
Galat	6	4.36364	1.45455			
Total	138	1116.45				

KK= 13.76%

Keterangan:

* : Nyata

tn : Tidak Nyata

Tabel Lampiran 13. Sidik Ragam Luas (Area) Rongga Tomat Berbagai Genotipe Tomat Persilangan Biparental

SK	DB	JK	KT	F hitung	F tabel	
					0.05	0.01
Ulangan	3	23.2157	7.73855	5.13*	4.76	9.78
Perlakuan	132	858.458	6.40641	3.47tn	3.70	6.96
Kontrol	2	70.6374	17.6594	11.71**	5.14	10.92
Galur (G)	126	699.46	5.55127	3.68tn	3.70	6.96
G vs K	1	65.1451	65.1451	43.22**	5.99	13.75
Galat	6	6.02971	1.50743			
Total	138	864.488				

KK= 19.61%

Keterangan:

* : Nyata

** : Sangat Nyata

tn : Tidak Nyata

Tabel Lampiran 14. Keberhasilan Buah Tetua dan Persilangan Biparental

No	Pers	Tan	TT	UB	UP	DB	PB
1	M/K//K	2	94.00	25.00	60.00	8.70	30.18
2	M/K//K	3	89.00	25.00	62.00	9.40	25.38
3	M/K//K	4	76.00	26.00	60.00	7.60	29.38
4	M/K//K	5	89.00	25.00	60.00	11.20	36.66
6	M/K//K	6	104.00	25.00	60.00	9.30	27.86
7	M/K//K	7	46.00	26.00	60.00	9.30	30.60
8	M/K//K	8	74.00	25.00	67.00	13.90	29.98
9	M/K F1	2	67.00	27.00	119.00	6.10	32.20
10	M/K//M	7	86.00	24.00	115.00	10.50	27.60
11	M/K F1	11	74.00	27.00	119.00	11.50	27.70
12	M/K F1	12	80.00	27.00	119.00	11.80	25.90
13	M/K//M	17	75.00	24.00	115.00	8.30	22.60
14	M/K F2	2	67.00	26.00	113.00	8.80	29.06
15	M/K F2	3	49.00	26.00	115.00	8.80	24.20
16	M/K F2	4	63.00	25.00	119.00	7.00	21.86
17	M/K F2	5	62.00	26.00	119.00	4.20	25.82
18	M/K F2	6	53.00	25.00	125.00	3.50	25.63
19	M/K F2	7	49.00	26.00	131.00	6.10	28.76
20	M/K F2	11	52.00	26.00	113.00	7.60	37.26
21	M/K F2	12	43.00	26.00	113.00	6.90	30.78
22	M/K F2	13	42.00	26.00	113.00	9.10	28.56
23	M/K F2	14	53.00	25.00	91.00	19.50	25.54
24	M/K F2	15	69.00	25.00	119.00	9.90	28.36
25	M/K F2	16	43.00	24.00	127.00	8.20	24.64
26	M	2	79.00	23.00	119.00	10.40	31.16
27	M	3	72.00	23.00	115.00	12.90	32.56
28	M	4	78.00	23.00	115.00	9.30	22.80
29	M	7	67.00	26.00	125.00	7.70	30.50
30	M	8	67.00	27.00	125.00	12.50	23.40
31	M	12	95.00	27.00	121.00	7.50	27.26
32	M	13	89.00	23.00	131.00	10.40	25.72
33	M	14	80.00	23.00	95.00	8.50	29.00
34	M	15	90.00	23.00	123.00	7.50	29.76
35	M	16	89.00	23.00	114.00	7.90	23.94
36	M	17	96.00	24.00	112.00	9.10	32.86
37	M	2	76.00	24.00	125.00	5.40	22.90
38	M	5	74.00	24.00	125.00	6.70	32.33

39	M	6	39.00	27.00	119.00	6.71	36.85
40	M	11	78.00	27.00	106.00	6.40	29.90
41	M	12	80.00	27.00	125.00	8.20	32.54
42	M	13	83.00	27.00	125.00	7.20	32.98
43	M/K F2	2	59.00	26.00	119.00	7.90	39.30
44	M/K F2	3	87.00	26.00	119.00	9.70	31.08
45	M/K F2	4	71.00	25.00	131.00	9.60	97.80
46	M/K F2	5	88.00	26.00	119.00	10.20	16.52
47	M/K F2	6	82.00	25.00	90.00	7.60	27.73
48	M/K F2	7	88.00	26.00	90.00	7.00	33.10
49	M/K F2	11	75.00	26.00	119.00	11.80	30.12
50	M/K F2	12	81.00	26.00	119.00	9.90	29.74
51	M/K F2	13	86.00	26.00	119.00	9.80	39.96
52	M/K F2	14	60.00	25.00	119.00	8.00	31.44
53	M/K F2	15	62.00	25.00	119.00	6.60	34.50
54	M/K F2	16	77.00	24.00	131.00	7.40	86.10
55	M/K F2	17	59.00	25.00	131.00	5.30	28.74
56	M/K F1	3	91.00	27.00	90.00	6.20	16.53
57	M/K F1	4	98.00	27.00	90.00	8.00	21.82
58	M/K//M	16	87.00	24.00	91.00	8.90	17.30
59	M/K F2	2	76.00	26.00	125.00	8.10	33.07
60	M/K F2	5	82.00	26.00	131.00	3.10	33.38
61	M/K F2	6	96.00	25.00	95.00	11.80	26.06
62	M/K F2	7	91.00	26.00	115.00	12.50	21.02
63	M/K F2	8	89.00	25.00	119.00	9.30	27.90
64	M/K F2	11	72.00	26.00	95.00	12.40	24.62
65	M/K F2	12	73.00	26.00	95.00	11.80	28.30
66	M/K F2	13	92.00	26.00	119.00	11.20	25.20
67	M/K F2	14	74.00	26.00	131.00	11.90	12.70
68	M/K F2	15	70.00	25.00	131.00	8.50	27.88
69	M/K F2	16	92.00	25.00	131.00	8.60	35.35
70	M/K F2	5	52.00	24.00	131.00	3.30	32.94
71	M/K F2	11	29.00	25.00	127.00	4.10	25.63
72	M/K F2	12	35.00	26.00	90.00	9.10	35.80
73	M/K F2	14	87.00	25.00	127.00	8.40	24.68
74	M/K F2	15	91.00	26.00	131.00	9.20	21.78
75	M/K F2	17	78.00	26.00	131.00	9.50	11.45
76	M/K//K	3	56.00	25.00	131.00	6.20	26.50
77	M/K//K	4	64.00	25.00	119.00	3.60	31.16

78	M/K//K	5	52.00	26.00	119.00	4.70	26.50
79	M/K//K	6	104.00	25.00	119.00	12.70	23.86
80	M/K//K	7	82.00	25.00	127.00	6.90	25.06
81	M/K//K	8	49.00	26.00	125.00	8.69	27.74
82	M/K//K	14	56.00	25.00	119.00	9.40	32.38
83	M/K//K	15	115.00	25.00	119.00	7.60	40.36
84	M/K//M	8	64.00	24.00	119.00	11.20	26.80
85	M/K//K	2	76.00	26.00	106.00	9.30	20.50
86	M/K//K	5	48.00	25.00	125.00	9.30	28.53
87	M/K//K	6	78.00	25.00	119.00	13.90	36.68
88	M/K//K	7	49.00	26.00	119.00	8.80	29.88
89	M/K//K	8	42.00	25.00	113.00	9.70	37.92
90	M/K//K	11	72.00	25.00	113.00	5.30	32.10
91	M/K//K	12	43.00	25.00	119.00	6.20	37.08
92	M/K//K	14	45.00	26.00	116.00	7.60	23.85
93	M/K F2	2	92.00	26.00	125.00	7.90	29.85
94	M/K F2	6	78.00	26.00	125.00	5.90	34.20
95	M/K F2	7	86.00	25.00	113.00	10.20	32.26
96	M/K F2	8	63.00	26.00	113.00	9.60	33.66
97	M/K F2	11	97.00	25.00	127.00	5.40	35.08
98	M/K F2	12	113.00	26.00	127.00	5.40	30.62
99	M/K F2	15	82.00	26.00	131.00	10.20	13.32
100	M/K F2	16	72.00	26.00	90.00	7.30	27.90
101	M/K F2	2	56.00	26.00	131.00	5.60	28.57
102	M/K F2	5	98.00	25.00	131.00	12.30	40.98
103	M/K F2	6	82.00	25.00	113.00	9.60	36.96
104	M/K F2	7	91.00	24.00	125.00	5.00	34.88
105	M/K F2	8	103.00	25.00	115.00	9.60	27.32
106	M/K F2	11	43.00	25.00	127.00	5.00	29.96
107	M/K F2	12	39.00	25.00	127.00	6.10	28.02
108	M/K F2	13	41.00	26.00	125.00	6.20	33.76
109	M/K F2	14	89.00	26.00	127.00	5.10	35.44
110	M/K F2	15	32.00	26.00	127.00	10.20	29.28
111	M/K F2	16	125.00	25.00	127.00	7.30	37.78
112	M/K F2	17	113.00	26.00	123.00	12.00	27.86
113	M/K//M	13	81.00	24.00	125.00	5.20	32.00
114	M/K//M	14	92.00	24.00	131.00	12.30	34.98
115	M/K//M	15	69.00	23.00	115.00	12.40	26.56
116	M/K//M	16	116.00	24.00	125.00	11.30	29.73

117	M/K//M	17	123.00	24.00	125.00	10.50	30.37
118	M/K F2	2	34.00	26.00	113.00	8.00	29.20
119	M/K F2	3	36.00	26.00	113.00	9.20	34.10
120	M/K//K	2	127.00	25.00	125.00	6.70	38.73
121	M/K//K	3	128.00	25.00	125.00	9.10	30.56
122	M/K//K	4	132.00	25.00	125.00	6.20	25.58
123	M/K//K	5	96.00	25.00	131.00	10.20	21.20
124	M/K//K	8	109.00	26.00	119.00	9.70	26.02
125	M/K//K	12	90.00	25.00	115.00	10.10	34.10
126	M/K//K	13	72.00	25.00	115.00	3.10	30.20
127	M/K//K	14	70.00	24.00	131.00	4.20	34.78
128	M/K//K	15	146.00	26.00	131.00	7.30	24.70
129	M/K//K	16	104.00	25.00	119.00	13.50	32.40
130	M/K//K	17	92.00	25.00	119.00	6.90	26.20
131	M/K F2	2	66.00	26.00	125.00	8.20	25.55
132	M/K F2	3	93.00	26.00	125.00	7.10	25.02
133	M/K F2	4	90.00	25.00	131.00	6.90	27.10
134	M/K F2	5	101.00	26.00	131.00	11.30	25.98
135	M/K F2	6	60.00	25.00	131.00	6.40	28.54
136	M/K F2	7	49.00	26.00	131.00	7.90	19.52
137	M/K F2	8	98.00	26.00	131.00	8.80	34.85
138	M/K F2	11	110.00	26.00	127.00	11.00	23.42
139	M/K F2	12	86.00	26.00	127.00	10.10	22.78
140	M/K F2	13	73.00	25.00	113.00	3.10	24.22
141	M/K F2	14	39.00	25.00	127.00	7.30	26.33
142	M/K F2	2	47.00	24.00	131.00	9.70	26.56
143	M/K F2	4	104.00	25.00	131.00	10.00	31.68
144	M/K F2	5	123.00	25.00	119.00	9.40	37.10
145	M/K F2	6	110.00	25.00	95.00	10.80	20.94
146	M/K F2	7	114.00	26.00	95.00	12.00	20.78
147	M/K F2	8	57.00	26.00	131.00	8.70	28.48
148	M/K F2	11	121.00	26.00	131.00	14.20	32.60
149	M/K F2	13	110.00	25.00	106.00	10.10	33.44
150	M/K F2	14	114.00	26.00	131.00	9.60	38.18
151	M/K F2	15	89.00	25.00	112.00	9.40	28.38

Tabel Lampiran 15. Keberhasilan Buah Tetua dan Persilangan Biparental

No	pers	DBU	B	TIB	JR	BB	JC	D	JT
1	M/K//K	31.36	4.04	30.88	3.00	18.04	6.00	39.00	12.00
2	M/K//K	26.64	6.00	22.26	3.80	10.40	4.00	42.00	10.00
3	M/K//K	30.24	5.64	25.90	3.00	15.05	4.00	45.00	7.00
4	M/K//K	31.18	3.90	27.86	3.60	16.11	3.00	40.00	9.00
6	M/K//K	29.86	4.90	24.32	3.80	13.02	4.00	39.00	18.00
7	M/K//K	32.75	5.00	27.23	2.75	17.93	5.00	38.00	8.00
8	M/K//K	31.86	5.46	27.06	4.20	16.29	3.00	40.00	10.00
9	M/K F1	33.64	6.40	33.20	3.20	16.31	4.00	42.00	5.00
10	M/K//M	28.10	11.00	21.60	4.00	10.14	6.00	42.00	10.00
11	M/K F1	29.20	7.00	26.95	3.00	19.36	8.00	49.00	7.00
12	M/K F1	27.33	6.10	23.00	4.00	9.68	7.00	41.00	6.00
13	M/K//M	23.60	8.00	16.50	5.00	5.64	8.00	31.00	4.00
14	M/K F2	31.50	3.00	25.12	4.20	14.59	9.00	32.50	4.00
15	M/K F2	25.38	5.44	22.08	3.80	11.80	3.00	27.00	3.00
16	M/K F2	22.48	3.20	19.16	3.40	5.93	4.00	38.00	6.00
17	M/K F2	27.02	4.54	22.24	3.80	10.10	4.00	40.00	3.00
18	M/K F2	26.40	6.88	23.38	4.50	9.94	3.00	36.00	2.00
19	M/K F2	30.26	8.40	17.58	7.80	10.78	4.00	29.00	2.00
20	M/K F2	41.14	3.00	29.12	6.60	15.08	5.00	28.00	11.00
21	M/K F2	30.92	4.00	24.36	4.00	14.17	3.00	22.50	4.00
22	M/K F2	29.98	4.04	23.64	4.00	12.59	4.00	25.00	3.00
23	M/K F2	27.26	4.00	22.72	3.00	10.65	3.00	29.00	4.00
24	M/K F2	30.68	4.60	25.60	4.20	12.85	4.00	36.50	8.00
25	M/K F2	28.02	3.26	17.96	6.20	6.14	4.00	20.60	3.00
26	M	35.14	5.62	19.30	8.00	16.21	8.00	29.00	5.00
27	M	33.80	4.54	21.36	6.80	15.44	7.00	34.00	5.00
28	M	24.50	7.00	16.70	5.00	6.19	7.00	30.00	5.00
29	M	33.90	4.00	20.30	9.50	12.60	7.00	42.00	5.00
30	M	25.60	9.00	14.00	8.00	5.14	6.00	42.00	4.00
31	M	29.64	5.16	19.16	6.80	10.61	7.00	40.00	5.00
32	M	28.88	6.80	20.50	7.00	14.50	6.00	39.00	5.00
33	M	30.04	5.20	25.10	3.20	13.51	6.00	31.00	5.00
34	M	31.02	3.80	25.56	4.00	15.15	7.00	41.00	6.00
35	M	24.40	4.50	14.64	6.00	8.56	8.00	41.00	5.00
36	M	35.26	5.12	21.26	8.40	20.04	8.00	42.00	6.00
37	M	25.10	4.00	22.30	2.00	9.11	7.00	30.00	4.00
38	M	34.47	5.97	20.17	8.00	18.63	3.00	36.00	5.00

39	M	44.80	4.00	32.65	6.00	33.37	3.00	32.00	5.00
40	M	31.13	3.75	24.83	3.75	20.96	6.00	40.00	6.00
41	M	34.46	5.00	30.58	3.20	21.73	8.00	41.00	6.00
42	M	34.40	5.36	28.96	3.80	20.89	7.00	41.00	5.00
43	M/K F2	40.70	3.83	41.13	3.00	17.38	6.00	31.00	5.00
44	M/K F2	35.48	4.96	25.24	6.80	18.36	8.00	45.00	7.00
45	M/K F2	100.53	5.50	93.23	4.50	36.32	7.00	40.00	5.00
46	M/K F2	17.60	5.20	16.08	4.00	5.25	8.00	45.00	6.00
47	M/K F2	27.96	4.40	26.66	4.40	38.13	8.00	30.00	6.00
48	M/K F2	33.70	6.00	34.20	3.00	22.18	7.00	40.00	5.00
49	M/K F2	32.36	5.00	25.98	4.40	16.83	6.00	30.00	5.00
50	M/K F2	31.02	4.00	29.24	3.60	16.00	7.00	44.00	5.00
51	M/K F2	42.40	3.86	34.82	4.80	36.08	7.00	39.00	5.00
52	M/K F2	33.54	2.86	27.64	3.80	19.01	6.00	29.00	5.00
53	M/K F2	37.47	3.07	29.53	4.67	24.69	6.00	29.00	5.00
54	M/K F2	86.06	3.73	82.58	3.75	14.03	7.00	31.00	5.00
55	M/K F2	30.10	3.04	24.74	4.00	14.40	6.00	23.00	5.00
56	M/K F1	17.53	4.80	16.07	3.33	24.07	7.00	41.00	18.00
57	M/K F1	22.86	4.90	22.14	3.60	22.07	7.00	54.00	19.00
58	M/K//M	32.30	4.00	17.20	4.00	3.39	5.00	42.00	5.00
59	M/K F2	31.87	4.00	27.83	4.00	19.66	8.00	34.00	5.00
60	M/K F2	35.24	4.60	27.40	4.00	12.02	3.00	33.00	6.00
61	M/K F2	28.24	4.00	22.10	3.60	24.46	4.00	36.00	6.00
62	M/K F2	21.22	5.06	18.34	3.00	34.54	4.00	48.00	6.00
63	M/K F2	29.82	3.56	24.24	3.80	15.22	3.00	40.00	5.00
64	M/K F2	26.46	4.16	21.22	3.60	8.28	4.00	39.00	4.00
65	M/K F2	29.15	8.00	25.10	3.50	13.34	5.00	30.00	4.00
66	M/K F2	27.04	4.10	20.22	4.00	15.69	3.00	47.00	6.00
67	M/K F2	13.18	3.35	11.95	3.25	10.70	4.00	29.00	4.00
68	M/K F2	27.00	3.78	25.04	3.40	15.05	3.00	29.00	4.00
69	M/K F2	36.65	3.55	32.63	3.25	29.30	4.00	40.00	6.00
70	M/K F2	34.08	7.76	31.14	3.80	9.68	4.00	11.00	0.00
71	M/K F2	26.93	7.07	25.37	3.67	11.45	3.00	12.00	5.00
72	M/K F2	38.10	4.00	26.90	9.00	21.92	4.00	12.00	7.00
73	M/K F2	25.66	4.76	23.88	6.20	10.35	3.00	35.00	26.00
74	M/K F2	22.88	8.80	20.74	3.60	7.08	3.00	38.00	24.00
75	M/K F2	12.15	7.60	10.15	3.00	7.50	5.00	36.00	12.00
76	M/K//K	28.60	5.60	26.04	3.60	12.85	5.00	39.00	10.00
77	M/K//K	33.40	5.94	29.36	4.00	24.51	7.00	39.00	9.00

78	M/K//K	28.40	6.05	24.00	3.50	12.89	6.00	42.00	12.00
79	M/K//K	24.64	5.80	22.56	3.00	9.10	7.00	45.00	7.00
80	M/K//K	27.52	4.82	24.22	3.40	10.58	7.00	41.00	6.00
81	M/K//K	30.06	3.80	23.42	3.40	13.00	6.00	41.00	8.00
82	M/K//K	33.82	4.56	27.18	4.60	18.63	6.00	40.00	9.00
83	M/K//K	42.18	3.98	32.04	4.80	23.94	7.00	45.00	10.00
84	M/K//M	27.88	6.43	18.98	6.50	11.94	6.00	42.00	5.00
85	M/K//K	22.42	6.28	17.32	3.60	18.22	7.00	41.00	8.00
86	M/K//K	30.25	5.33	27.55	3.25	15.15	7.00	40.00	8.00
87	M/K//K	38.60	4.76	33.30	3.60	29.39	5.00	44.00	7.00
88	M/K//K	31.95	4.53	27.63	3.75	16.19	7.00	44.00	9.00
89	M/K//K	39.48	4.10	35.32	3.40	33.30	7.00	39.00	7.00
90	M/K//K	35.53	4.13	29.85	3.25	22.40	7.00	35.00	6.00
91	M/K//K	38.56	4.22	35.32	3.80	30.54	8.00	42.00	9.00
92	M/K//K	25.53	4.24	21.53	3.00	20.45	7.00	40.00	6.00
93	M/K F2	30.85	5.00	31.95	4.00	18.18	6.00	24.00	6.00
94	M/K F2	35.20	4.30	31.84	4.40	24.83	6.00	25.00	5.00
95	M/K F2	35.82	4.60	28.24	5.60	38.59	7.00	22.00	5.00
96	M/K F2	36.74	4.16	31.60	4.60	25.14	6.00	20.00	5.00
97	M/K F2	36.62	5.26	31.96	5.20	30.93	6.00	35.00	4.00
98	M/K F2	33.12	5.24	28.82	5.40	18.83	8.00	40.00	3.00
99	M/K F2	13.78	6.04	14.78	2.40	13.62	4.00	42.00	18.00
100	M/K F2	29.20	4.20	27.85	4.00	13.73	3.00	39.00	16.00
101	M/K F2	30.47	4.00	26.53	4.00	15.40	9.00	22.00	3.00
102	M/K F2	42.24	3.90	37.78	4.20	33.34	3.00	34.00	5.00
103	M/K F2	43.88	4.00	32.76	5.00	33.87	4.00	32.00	5.00
104	M/K F2	36.34	4.20	32.98	4.20	26.77	4.00	35.00	8.00
105	M/K F2	28.90	4.00	24.56	3.60	12.39	3.00	22.00	7.00
106	M/K F2	31.36	4.20	29.18	3.00	16.89	4.00	45.00	5.00
107	M/K F2	29.76	4.40	27.56	3.20	15.11	5.00	38.00	4.00
108	M/K F2	36.00	4.28	27.52	7.00	21.64	3.00	33.00	4.00
109	M/K F2	38.60	4.12	29.38	4.80	25.51	4.00	35.00	3.00
110	M/K F2	34.70	3.40	30.88	3.40	24.01	3.00	39.00	5.00
111	M/K F2	40.84	4.54	31.56	7.60	30.35	4.00	40.00	5.00
112	M/K F2	29.76	3.92	27.54	3.40	14.47	4.00	38.00	5.00
113	M/K//M	34.00	3.00	27.60	4.00	18.55	7.00	42.00	4.00
114	M/K//M	36.90	4.28	30.28	4.00	25.70	7.00	40.00	4.00
115	M/K//M	28.80	6.40	17.38	5.20	12.37	6.00	44.00	3.00
116	M/K//M	32.10	4.00	24.00	3.67	16.64	7.00	40.00	5.00

117	M/K//M	32.93	5.80	16.70	6.67	11.00	6.00	39.00	5.00
118	M/K F2	32.65	5.00	20.00	3.50	24.01	6.00	27.00	5.00
119	M/K F2	35.60	5.00	32.60	2.00	25.55	4.00	29.00	6.00
120	M/K//K	42.10	3.83	18.60	13.00	48.51	6.00	39.00	12.00
121	M/K//K	32.16	4.36	27.70	4.00	22.27	4.00	41.00	9.00
122	M/K//K	26.80	4.30	25.40	3.40	15.00	4.00	41.00	7.00
123	M/K//K	23.10	4.10	22.00	2.50	14.98	3.00	40.00	9.00
124	M/K//K	26.68	4.20	25.78	3.00	18.78	4.00	38.00	11.00
125	M/K//K	36.90	4.50	31.90	5.50	25.38	5.00	35.00	10.00
126	M/K//K	31.36	4.08	29.36	3.80	14.27	3.00	40.00	12.00
127	M/K//K	42.02	3.22	31.40	6.60	25.03	4.00	41.00	8.00
128	M/K//K	27.04	4.52	22.74	3.80	10.24	3.00	45.00	8.00
129	M/K//K	33.36	5.02	27.96	3.80	19.59	4.00	46.00	9.00
130	M/K//K	29.13	6.45	27.15	3.75	14.70	4.00	38.00	7.00
131	M/K F2	29.03	3.75	24.28	4.50	17.59	3.00	28.00	5.00
132	M/K F2	28.16	4.08	24.48	3.20	13.56	4.00	29.00	5.00
133	M/K F2	26.62	3.96	23.52	4.00	20.75	3.00	27.00	5.00
134	M/K F2	28.06	3.52	22.72	4.60	10.65	4.00	27.00	5.00
135	M/K F2	31.34	4.28	22.84	5.60	13.99	4.00	29.00	4.00
136	M/K F2	18.82	3.80	20.08	4.60	12.00	3.00	30.00	3.00
137	M/K F2	36.53	3.10	31.40	3.75	26.55	4.00	31.00	4.00
138	M/K F2	26.94	3.90	24.18	4.00	11.24	5.00	36.00	4.00
139	M/K F2	25.90	4.80	21.44	4.80	9.38	3.00	35.00	8.00
140	M/K F2	25.70	4.52	21.64	4.40	15.49	4.00	33.00	6.00
141	M/K F2	25.73	4.00	26.33	3.75	13.78	3.00	35.00	7.00
142	M/K F2	28.56	4.44	23.84	4.20	11.09	4.00	26.00	2.00
143	M/K F2	34.18	5.26	27.32	3.00	19.73	4.00	28.00	5.00
144	M/K F2	38.75	6.15	25.95	9.50	22.36	8.00	28.00	5.00
145	M/K F2	21.38	3.60	22.68	2.40	5.91	7.00	30.00	5.00
146	M/K F2	21.94	3.50	19.70	2.80	6.25	6.00	31.00	4.00
147	M/K F2	30.48	4.48	25.22	4.40	14.31	6.00	31.00	6.00
148	M/K F2	34.08	4.98	27.20	3.50	19.63	7.00	36.00	6.00
149	M/K F2	35.40	3.48	27.60	4.00	20.73	6.00	34.00	5.00
150	M/K F2	41.30	4.05	32.80	4.75	16.28	6.00	32.00	6.00
151	M/K F2	30.15	5.48	25.13	3.25	14.62	8.00	32.00	6.00

Tabel Lampiran 16. Hasil Pengolahan Gambar *Software fiji* HSB (*hue, saturation, brightness*)

No	Pers	blok	AU	RU	WU	HU	AR	RR
1	M/K//K	1	8.93	0.94	3.72	3.68	7.6	0.95
2	M/K//K	1	6.14	0.88	2.99	2.69	3.54	0.96
3	M/K//K	1	7.75	0.9	3.3	2.96	4.69	0.95
4	M/K//K	1	8.08	0.89	3.32	3.03	4.68	0.92
5	M/K//K	1	6.32	0.85	3.06	2.83	4.19	0.95
6	M/K//K	1	9.15	0.83	3.7	3.16	5.36	0.93
7	M/K//K	1	9.44	0.84	3.7	3.3	5.8	0.95
8	M/K F1	1	9.68	0.96	3.44	3.62	6.68	0.95
9	M/K F1	1	9.07	0.93	3.39	3.36	5.6	0.91
10	M/K F1	1	5.32	0.87	3.21	2.83	4.42	0.94
11	M/K F2	1	7.44	0.82	3.33	3.19	4.44	0.91
12	M/K F2	1	5.65	0.95	2.88	2.78	5.85	0.91
13	M/K F2	1	4.35	0.9	2.48	2.22	2.29	0.94
14	M/K F2	1	6.46	0.86	3.29	3.03	5.02	0.93
15	M/K F2	1	5.37	0.89	2.77	2.54	3.82	0.97
16	M/K F2	1	6.25	0.55	3.7	2.16	5.69	0.92
17	M/K F2	1	8.4	0.72	3.87	2.98	6.66	0.94
18	M/K F2	1	7.55	0.79	3.44	2.85	5	0.96
19	M/K F2	1	10.11	0.71	4.13	2.91	8.78	0.92
20	M/K F2	1	5.96	0.81	3.05	2.58	4	0.92
21	M/K F2	1	7.36	0.82	3.36	2.76	4.51	0.96
22	M/K F2	1	5.42	0.65	3.19	2.32	3.53	0.85
23	M	1	7.89	0.57	4.12	2.82	7.94	0.85
24	M	1	8.37	0.6	4.15	2.93	7.29	0.88
25	M	1	4.19	0.7	2.73	1.95	3.83	0.93
26	M	1	7.02	0.59	3.78	2.59	5.64	0.94
27	M	1	4.09	0.5	3.12	1.78	3.57	0.92
28	M	1	5.59	0.68	3.2	2.25	5.31	0.94
29	M	1	6.79	0.76	3.36	2.58	4.75	0.96
30	M	1	7.53	0.78	3.48	2.84	4.69	0.91
31	M	1	5.11	0.63	3.13	2.09	4.08	0.93
32	M	1	9.31	0.61	4.36	2.83	9.32	0.91
33	M	2	5.09	0.92	2.67	2.66	2.98	0.97
34	M	2	7.08	0.61	3.77	2.46	6.44	0.93
35	M	2	15.44	0.73	5.07	3.77	10.66	0.85
36	M	2	10.31	0.84	4.01	3.75	6.99	0.93

37	M	2	11.25	0.87	4.04	3.53	7.39	0.96
38	M	2	10.2	0.82	3.95	3.34	6.95	0.95
39	K	2	7.97	0.95	3.06	3.3	7.52	0.93
40	M/K F2	1	19.96	0.92	5.29	4.92	15.5	0.95
41	M/K F2	1	10.46	0.73	4.23	3.17	7.49	0.89
42	M/K F2	1	12.94	0.83	4.44	3.87	9.81	0.94
43	M/K F2	1	4.57	0.9	2.45	2.54	2.36	0.93
44	M/K F2	1	11.19	0.9	3.92	3.64	7.87	0.95
45	K	2	10.61	0.92	3.62	3.69	12.61	0.93
46	M/K F2	1	7.98	0.94	3.21	3.19	5.52	0.95
47	M/K F2	1	14.86	0.81	4.81	3.91	10.58	0.93
48	M/K F2	1	8.66	0.81	3.68	3.17	5.58	0.94
49	M/K F2	1	11.17	0.8	4.3	3.39	7.39	0.94
50	M/K F2	1	7.61	0.77	3.48	2.71	4.66	0.91
51	M/K F2	1	7.88	0.87	3.37	2.96	4.62	0.98
52	M/K F1	2	10.96	0.93	3.84	3.64	7.35	0.94
53	M/K//M	2	6.59	0.96	3.11	2.48	2.26	0.97
54	M/K F2	2	8.59	0.81	3.68	3.01	5.93	0.95
55	M/K F2	2	6.69	0.76	3.31	2.63	4.53	0.93
56	M/K F2	2	11.33	0.82	4.13	3.72	7.44	0.96
57	M/K F2	2	3.02	0.85	2.14	1.85	1.8	0.93
58	M/K F2	2	8.24	0.82	3.57	3.32	5.69	0.94
59	M/K F2	2	5.24	0.85	2.8	2.43	3.25	0.97
60	M/K F2	2	7.31	0.86	3.28	2.93	5.43	0.88
61	M/K F2	2	7.95	0.82	3.47	2.93	5.59	0.94
62	M/K F2	2	6.73	0.92	3.02	2.83	3.81	0.96
63	M/K F2	2	8.01	0.91	3.39	3.08	6.22	0.97
64	M/K F2	2	12.57	0.84	5.25	3.86	8.67	0.97
65	K	2	7.8	0.93	3.22	3.15	7.37	0.97
66	M/K F2	2	6.95	0.91	3.13	2.88	4.76	0.93
67	K	2	12.69	0.84	4.42	3.73	13.54	0.94
68	M/K F2	2	5.98	0.93	2.87	2.7	4.87	0.93
69	M/K F2	2	7.61	0.95	4.14	4.01	9.46	0.73
70	M/K F2	2	6.49	0.86	3.01	2.75	4.96	0.98
71	M/K F2	2	4.61	0.9	2.5	2.35	2.99	0.96
72	M/K F2	2	5.88	0.93	2.82	2.65	4.9	0.87
73	K	2	8.42	0.94	3.25	3.45	9.81	0.93
74	M/K//K	2	7.16	0.88	3.28	2.92	4.6	0.95
75	M/K//K	2	7.75	0.9	3.3	2.96	9.41	0.94

76	M/K//K	2	6.32	0.85	3.06	2.83	3.56	0.93
77	M/K//K	2	9.15	0.83	3.7	3.16	4.04	0.95
78	M/K//K	2	9.44	0.84	3.7	3.3	4.86	0.96
79	K	2	8.95	0.87	3.56	3.18	8.45	0.97
80	M/K//K	2	8.03	0.82	3.49	3.9	5.71	0.95
81	M/K//K	2	14.26	0.78	4.87	4.2	9.3	0.94
82	M/K//M	3	7.72	0.87	3.63	3.3	5.94	0.95
83	M/K//K	3	8.48	0.91	3.41	3.13	5.65	0.92
84	M/K//K	3	8.18	0.89	3.41	3.34	5.05	0.98
85	M/K//K	3	14.05	0.84	4.56	3.98	8.27	0.94
86	M/K//K	3	8.43	0.84	3.53	3.09	4.75	0.93
87	M/K//K	3	14.59	0.87	4.59	4.07	9.67	0.94
88	M/K//K	3	11.26	0.87	4.11	4.17	6.92	0.95
89	M/K F2	3	8.42	0.94	3.25	3.45	5.54	0.98
90	M/K F2	3	6.71	0.79	3.25	3.08	4.54	0.93
91	M/K F2	3	17.62	0.83	5.14	4.29	12.5	0.93
92	M/K F2	3	12.32	0.84	4.31	3.87	8.83	0.9
93	K	3	7.52	0.86	3.09	3.14	7.26	0.91
94	M/K F2	3	9.99	0.82	4.12	3.42	7.09	0.93
95	M/K F2	3	10.07	0.86	3.85	3.46	6.64	0.93
96	M/K F2	3	8.86	0.89	3.2	3.56	5.44	0.89
97	M/K F2	3	7.57	0.92	3.2	3.25	4.54	0.96
98	K	4	17.99	0.92	4.93	4.7	19.17	0.94
99	M/K F2	4	8.65	0.85	3.54	3.29	5.18	0.95
100	M/K F2	4	12.59	0.92	4.1	3.91	9.57	0.94
101	M/K F2	4	12.68	0.81	4.41	3.68	8.99	0.95
102	M/K F2	4	12.66	0.92	4.12	3.87	7.95	0.99
103	M/K F2	4	6.39	0.9	3.01	2.9	3.88	0.92
104	M/K F2	4	9.14	0.95	3.45	3.67	4.86	0.95
105	M/K F2	4	9.03	0.92	3.49	3.37	4.74	0.97
106	M/K F2	4	9.82	0.74	4.13	3.54	8.15	0.95
107	M/K F2	4	11.19	0.72	4.39	3.8	8.68	0.94
108	M/K F2	4	11.07	0.91	4.03	3.71	7.36	0.95
109	M/K F2	4	11.85	0.73	5.11	3.69	10.6	0.93
110	M/K F2	4	7.75	0.92	3.56	3.19	4.94	0.98
111	M/K F2	4	10.68	0.82	4.15	3.78	8.25	0.95
112	M/K F2	4	11.1	0.87	3.98	3.58	7.98	0.93
113	M/K//K	4	17.09	0.58	5.98	3.73	16.14	0.91
114	M/K//K	4	7.66	0.88	3.43	3.09	8.32	0.93

115	M/K//K	4	5.71	0.91	2.76	2.68	4.38	0.95
116	M/K//K	4	7.75	0.93	3.17	3.16	5.97	0.94
117	M/K//K	4	6.4	0.95	3.03	3.03	4.18	0.92
118	M/K//K	4	11.08	0.89	4.23	3.71	8.42	0.96
119	M/K//K	4	7.36	0.91	3.25	2.98	5.07	0.94
120	M/K//K	4	12.85	0.73	4.69	3.9	9	0.83
121	M/K//K	4	5.92	0.9	2.94	2.6	4.1	0.91
122	M/K//K	4	10.77	0.86	3.92	3.54	7.55	0.97
123	M/K//K	4	9.08	0.92	3.54	3.29	5.82	0.93
124	M/K F2	4	7.76	0.93	3.27	3.14	5.5	0.94
125	M/K F2	4	6.52	0.84	3.14	2.67	3.62	0.93
126	M/K F2	4	6.82	0.8	3.24	2.7	3.87	0.92
127	M/K F2	4	8.22	0.71	3.83	2.72	5.85	0.95
128	M/K F2	4	7.26	0.74	3.42	2.65	4.59	0.9
129	M/K F2	4	12.64	0.83	4.39	3.75	7.11	0.93
130	M/K F2	4	5.53	0.9	2.81	2.57	2.79	0.92
131	M/K F2	4	5.04	0.9	2.65	2.52	2.85	0.95
132	M/K F2	4	5.56	0.85	2.85	2.49	3.09	0.95
133	M/K F2	4	7.11	0.95	3.16	3.31	4.18	0.92
134	M/K F2	4	6.46	0.81	3.17	2.78	4.48	0.93
135	M/K F2	4	9.5	0.86	4.04	3.34	6.78	0.97
136	M/K F2	4	4.1	0.96	2.42	2.27	3.06	0.94
137	M/K F2	4	4.24	0.92	2.44	2.25	2.72	0.89
138	M/K F2	4	7.28	0.82	3.36	2.83	5.4	0.94
139	M/K F2	4	10.14	0.8	4	3.21	8.19	0.93
140	M/K F2	4	10.22	0.82	4	3.3	6.93	0.95
141	M/K F2	4	7.96	0.72	3.74	2.75	6.03	0.93

Tabel 17. ***Hasil Pengolahan Gambar*** **Software fiji RGB (*red, green, blue*)**

No	Pers	WR	HR	RU	GU	BU	Re R	Gr R	Bl R
1	M/K//K	3.61	3.52	112.6	39.41	25.25	111.1	52.41	26.06
2	M/K//K	3.06	3.46	102.19	31.06	25.33	110.93	36.37	24.27
3	M/K//K	3.34	3.18	169.06	65.42	51.88	189.6	99.05	66.02
4	M/K//K	3.31	3.2	189.83	91.59	65.59	198.87	107.01	67.45
5	M/K//K	3.22	2.99	32.12	24.82	70.95	123.55	51.49	28.72
6	M/K//K	3.7	3.47	109.78	32.97	23.58	116.85	44.01	25.13
7	M/K//K	3.65	3.41	112.53	37.16	28.4	123.31	59.61	32.59
8	M/K F1	3.58	3.46	102.87	43.92	24.58	125.3	73.68	41.33
9	M/K F1	3.53	3.51	147.13	59.54	46.42	156	75.69	48.41
10	M/K F1	2.85	3.21	106.8	34.67	30.55	112.88	37.11	26.91
11	M/K F2	3.35	3.11	118.47	41.9	25.54	120.11	60.22	34.29
12	M/K F2	3.2	3.15	107.87	35.91	24.65	113.42	62.51	29.84
13	M/K F2	2.38	2.43	102.76	36.12	22.84	108.25	57.65	28.7
14	M/K F2	3.18	3.06	112.95	43.44	27.74	117.72	53.98	30.08
15	M/K F2	2.89	2.87	84.88	22.92	22.94	102.37	37.16	28.13
16	M/K F2	3.61	3.37	167.8	74.77	65.15	184.42	98.94	69.48
17	M/K F2	3.86	3.37	106.8	32.52	24.91	122.55	49.34	29.65
18	M/K F2	3.51	3.39	105.8	31.59	24.84	114.33	39.05	26.42
19	M/K F2	4.09	3.96	129.23	53.42	40.37	129.25	58.64	41.27
20	M/K F2	3.26	3.27	135.13	68.82	51.65	144.94	80.91	56.25
21	M/K F2	3.14	3.19	113.21	36.6	25.75	120.15	54.76	26.79
22	M/K F2	3.24	2.62	118.26	45.08	31.62	126.51	68.76	41.19
23	M	4.2	3.72	109.2	48.56	29.78	109.2	48.56	29.78
24	M	4.46	3.96	111.47	50.43	34.28	111.47	50.43	34.28
25	M	2.8	2.46	114.12	53.3	33.38	114.12	53.3	33.38
26	M	3.48	3.44	106.11	41.51	28.56	106.11	41.51	28.56
27	M	2.67	2.49	111.83	57.05	31.01	111.83	57.05	31.01
28	M	3.35	3.2	144.7	57.54	45.05	144.7	57.54	45.05
29	M	3.41	3.46	108.96	32.64	25.34	108.96	32.64	25.34
30	M	3.41	3.2	103.89	28.69	22.71	103.89	28.69	22.71
31	M	3.22	3.33	127.28	70.5	40.83	127.28	70.5	40.83
32	M	4.42	4.21	99.81	33.35	26.24	99.81	33.35	26.24
33	M	2.73	2.88	126.69	49.13	31.43	126.69	49.13	31.43
34	M	3.68	3.67	104.7	35.21	26.91	104.7	35.21	26.91
35	M	4.84	4.14	121.38	51.94	29.28	121.38	51.94	29.28
36	M	3.89	4.02	124.71	58.84	35.91	124.71	58.84	35.91
37	M	4.1	4.07	116.24	44.68	28.92	116.24	44.68	28.92

38	M	4.07	3.89	119.76	45.7	29.94	119.76	45.7	29.94
39	K	3.24	3.02	178.04	72.85	52.02	174.72	80.87	54.22
40	M/K F2	5.46	5.33	115.64	42.27	28.82	123.55	42.68	29.68
41	M/K F2	4.36	3.92	109.27	37.63	26.38	116.5	49.07	27.25
42	M/K F2	4.38	4.63	185.85	88.37	64.88	191.62	108.22	71
43	M/K F2	2.45	2.34	105.13	35.08	23.57	113.27	54.51	27.85
44	M/K F2	3.69	3.64	122.12	47.78	28.18	117.99	44.73	27.63
45	K	4.27	3.81	115.93	39.7	25.64	114.72	44.44	27.02
46	M/K F2	3.29	3.28	105.32	38.09	25.17	112.26	54.99	26.45
47	M/K F2	4.79	4.44	126.34	48.42	30.34	130.85	60.27	33.71
48	M/K F2	3.57	3.67	105.43	32.13	25.37	115.44	41.7	27.48
49	M/K F2	4.15	3.93	116.45	40.03	26.07	127.06	56.73	32.59
50	M/K F2	3.21	3.31	192.88	97.16	66.81	196.45	119.31	77.07
51	M/K F2	3.35	3.31	119.92	40.47	25.02	127.65	62.46	31.5
52	M/K F1	4.12	3.86	97.18	29.64	25.95	105.42	32.38	25.39
53	M/K//M	2.02	1.92	85.28	22.42	20.39	103.88	31.39	21.65
54	M/K F2	3.67	3.53	89.06	25.81	23.34	120.71	53.56	32.75
55	M/K F2	3.27	3.08	106.63	32.99	25.73	130.33	57.81	38.94
56	M/K F2	3.96	3.74	117.73	39.18	29.44	115.12	42.98	26.33
57	M/K F2	2.1	2.05	120.9	44.26	37.23	116.83	50.94	26.82
58	M/K F2	3.45	3.41	108.25	37.05	25.77	108.02	41.7	28.22
59	M/K F2	2.81	2.8	95.45	26.88	24.17	171.68	99.67	61.47
60	M/K F2	3.43	3.05	185.34	90.11	69.76	110.47	39.08	26.53
61	M/K F2	3.52	3.44	105.58	30.12	24.22	177.27	87.25	60.03
62	M/K F2	3.07	3	157.28	65.43	50.18	184.23	86.69	59.84
63	M/K F2	3.46	3.4	167.71	71.91	61.33	114.52	42.47	28.23
64	M/K F2	4.3	4.32	101.95	32.67	25.38	110.47	40.88	22.79
65	K	3.09	3.03	107.57	34.52	25.27	109.33	33.71	21.03
66	M/K F2	3.1	2.88	103.93	27.13	23.43	105.78	34.98	24
67	K	4.22	4.1	105.11	34.02	28.56	109.19	38	26.16
68	M/K F2	2.94	2.83	99.9	28.64	25.66	101.91	33.65	26.33
69	M/K F2	4.2	3.36	104.72	35.27	26.41	105.56	38.01	25.61
70	M/K F2	3.17	3.11	99.05	29.32	25.69	110.92	40.41	22.93
71	M/K F2	2.37	2.39	104.57	30.02	24.08	124.14	43.29	33.18
72	M/K F2	2.71	2.37	158.73	64.75	53.39	105.62	37.54	29.52
73	K	3.61	3.49	159.4	62.99	48.95	169.65	76.23	54.97
74	M/K//K	3.13	3.27	159.86	65.49	54.91	156.45	72.62	47.03
75	M/K//K	4.46	4.3	111.88	38.01	27.8	120.22	52.87	29.14
76	M/K//K	3.05	2.8	107.76	32.07	22.69	116.98	50.76	26.38

77	M/K//K	3.08	3	98.6	28.57	23.71	109.66	35.2	24.75
78	M/K//K	3.39	3.52	110.88	31.92	23.63	120.63	47.6	27.91
79	K	3.29	3.25	159.4	62.99	48.95	103.1	53.82	24.57
80	M/K//K	3.68	3.71	113.09	36.03	28.06	119.16	52.23	29.34
81	M/K//K	4.68	4.36	121.8	38.5	29.35	124.36	51.58	33.18
82	M/K//M	3.36	3.38	97.75	27.64	24.63	110.05	41.75	22.38
83	M/K//K	3.6	3.6	130.72	48.44	38.74	137.96	58.78	38.84
84	M/K//K	3.46	3.39	109.16	32.78	26.39	117.53	47.99	29.76
85	M/K//K	4.44	4.54	114.64	39.68	28.38	123.34	58.81	32.17
86	M/K//K	3.6	3.24	119.52	41.25	28.58	125.23	53.2	32.04
87	M/K//K	4.72	4.53	109.43	36.01	27.29	114.26	33.94	25.74
88	M/K//K	3.92	3.64	102	30.68	26.81	121.83	48.6	30.68
89	M/K F2	3.18	3.18	98.61	32.33	27.06	114.19	42.49	29.39
90	M/K F2	3.33	3.01	103.21	33.59	26.49	127.83	44.33	32.77
91	M/K F2	5.1	4.84	124.74	46.4	32.69	111.69	33.42	24.57
92	M/K F2	4.43	4.02	102.37	32.39	26.64	109.35	34.66	25.84
93	K	3.1	2.9	106.92	32.33	25.83	107.25	37.35	23.98
94	M/K F2	3.79	3.6	103.94	34.6	27.66	107.75	33.41	26.72
95	M/K F2	3.8	4.16	97.64	31.31	26.29	162	63.41	50.47
96	M/K F2	3.38	3.15	154.46	62.41	47.07	111.22	35.35	24.56
97	M/K F2	3.21	3.05	102.01	30.97	25.81	121.21	47.59	29.74
98	K	5.05	4.79	113.6	40.89	28.02	117.06	39.55	27.14
99	M/K F2	3.43	3.57	108.26	32.98	25.57	120.9	48.01	29.89
100	M/K F2	4.3	4.11	118.09	41.81	30.12	114.06	36.37	27.29
101	M/K F2	4.46	4.02	110.03	36.53	26.54	120.54	47.7	32.01
102	M/K F2	4.12	4.23	107.73	32.77	26.86	118.68	42.58	26.27
103	M/K F2	3.06	2.85	111.16	34.47	26.96	120.16	44.62	28.86
104	M/K F2	3.56	3.36	108.17	34.69	26.36	121.26	46.01	27.66
105	M/K F2	3.48	3.27	108.05	32.85	26.59	117.86	45.6	33.42
106	M/K F2	4.14	4.03	100.71	32.34	26.43	117.59	49.05	33.47
107	M/K F2	4.51	4.32	106.67	35.77	28.66	120.26	47.76	31.73
108	M/K F2	4.01	4.31	112.71	39.97	30.44	108.8	36.76	27.07
109	M/K F2	4.58	4.6	96.56	31.12	26.1	109.74	35.04	24.01
110	M/K F2	3.38	3.18	97.41	29.78	25.57	98.86	29.93	25.82
111	M/K F2	4.13	3.79	93.63	40.05	26.53	126.44	51.63	35.46
112	M/K F2	4.03	4.13	117.57	41.16	25.6	125.28	46.11	32.55
113	M/K//K	5.7	6.05	132.53	51.95	37.08	120.6	53.26	36.44
114	M/K//K	3.98	3.68	93.34	29.21	24.54	118.22	54.19	37.7
115	M/K//K	3.05	2.94	110.1	41.48	32.43	118.37	48.57	28.67

116	M/K//K	3.54	3.38	97.41	30.31	22.8	134.71	59.95	37.8
117	M/K//K	3.07	3.13	117.49	41.75	35.57	132.68	53.71	36.42
118	M/K//K	4.03	4.02	117.49	41.03	31.54	117.29	41.13	28.19
119	M/K//K	3.42	3.19	114.98	37.97	33.46	124.69	54.98	33.3
120	M/K//K	4.66	3.74	115.71	36.34	25.92	114.58	39.39	25.38
121	M/K//K	3.08	2.84	97.77	27.62	23.04	115.84	41.3	25.81
122	M/K//K	3.85	3.82	111.62	33.83	25.73	112.67	38.81	24.55
123	M/K//K	3.51	3.28	99.66	27.46	24.62	129.34	53.4	33.42
124	M/K F2	3.41	3.28	118.21	40.78	32.09	107.13	32.41	21
125	M/K F2	3.13	3.04	90.62	28.59	26.41	110.09	33.56	22.47
126	M/K F2	3.1	3.1	122.9	42.58	35.44	113.95	40.11	25.55
127	M/K F2	3.7	3.57	98.9	28.93	24.13	117.48	37.19	26.75
128	M/K F2	3.24	3.16	96.61	28.51	24.13	111.53	42.15	24.73
129	M/K F2	4.07	3.97	101.73	31.04	25.91	111.04	38.08	23.67
130	M/K F2	2.69	2.66	105.9	34.33	27.43	111.26	34.94	22.44
131	M/K F2	2.71	2.57	99.91	30.43	25.29	121.23	55.92	33.24
132	M/K F2	2.84	2.68	100.37	30.56	26.78	114.58	43.5	27.44
133	M/K F2	3.04	2.93	94.7	26.78	23.11	119.47	42	32.33
134	M/K F2	3.21	2.99	106.38	32.05	25.83	187.62	117.22	78.66
135	M/K F2	3.82	3.86	100.53	28.82	24.98	110.27	42.91	26.94
136	M/K F2	2.4	2.37	88.11	26.86	23.38	46.62	27.93	46.62
137	M/K F2	2.55	2.48	165.64	93.67	118.6	124.49	54.72	39.39
138	M/K F2	3.46	3.24	114.97	40.33	32.23	112.96	41.58	27.48
139	M/K F2	4.11	4.16	108.07	37.08	29.4	121.76	59.79	32.25
140	M/K F2	3.93	3.9	116.11	44.71	36.56	104.54	58.02	29.46
141	M/K F2	3.73	3.51	100.11	30.74	26.09	114.39	47.88	32.41



Mawar



Karina



Mawar / Karina



Mawar / Karina

Mawar / Karina // Karina



Mawar / Karina // Mawar

Gambar Lampiran 1. Penampilan Tetua dan Persilangan Biparental Tomat

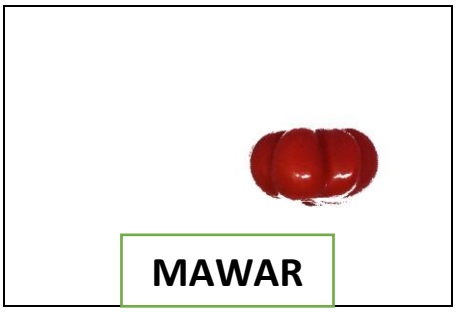

Tampak Depan



Tampak Rongga



Tampak Depan

Tampak Rongga

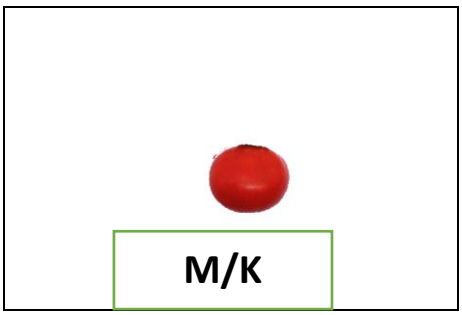

Tampak Depan

Tampak Rongga

Gambar Lampiran 2. Penampilan Tetua dan Persilangan Biparental Tomat Berbasil *Image Processing*



Tampak Depan



Tampak Rongga



Tampak Depan



Tampak Rongga



Tampak Depan

Tampak Rongga

Gambar Lampiran 3. Penampilan Tetua dan Persilangan Biparental Tomat Berbasis Image Processing

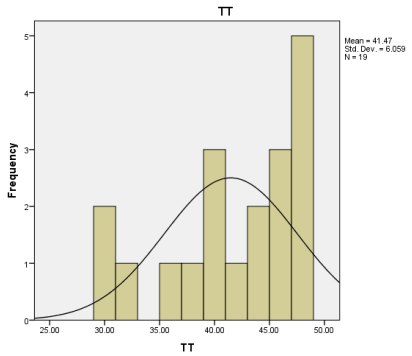

Skewness = 0.94 (normal)

Kurtosis = 3.73

Histogram Tinggi Tanaman Tomat Karina

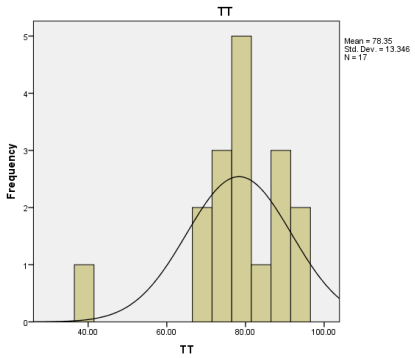

Skewness = -2.71

Kurtosis = 3.72

Histogram Tinggi Tanaman Tomat Mawar

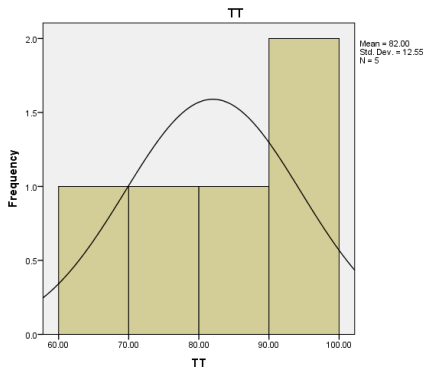

Skewness = 0.91 (normal)

Kurtosis = 2.00 (normal)

Histogram Tinggi Tanaman Tomat MK F1

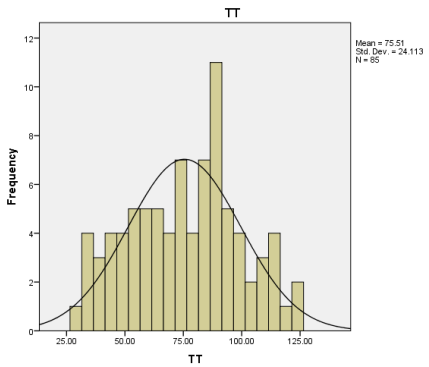

Skewness = -3.17

Kurtosis = -0.53 (normal)

Histogram Tinggi Tanaman Tomat MK F2

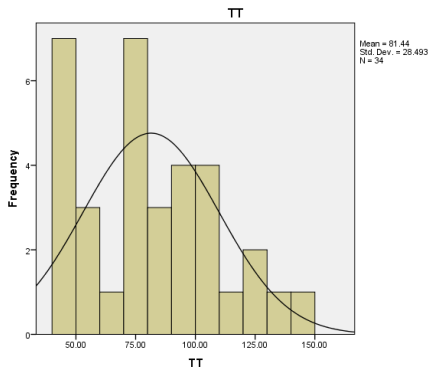

Skewness = 0.91 (normal)

Kurtosis = 2.00 (normal)

Histogram Tinggi Tanaman Tomat BCP1

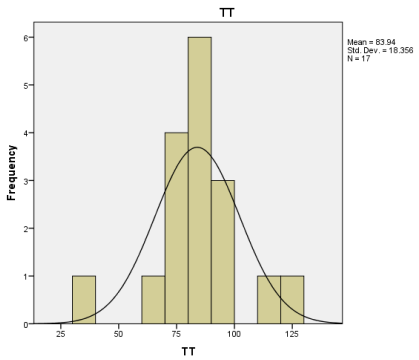

Skewness = -3.17

Kurtosis = -0.53 (normal)

Histogram Tinggi Tanaman Tomat BCP2

Keterangan : Nilai ideal skewness dan kurtosis pada distribusi normal terdapat pada rentan nilai antara -2 hingga 2.

Gambar Lampiran 4. Histogram Tinggi Tanaman

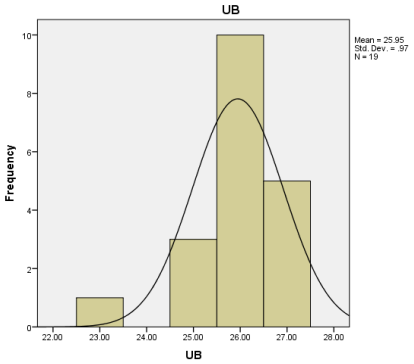

Skewness = 5.37
Kurtosis = -1.25 (normal)
Histogram Umur Berbunga Tomat Karina

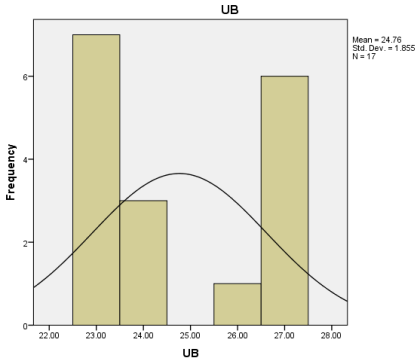

Skewness = 0.59 (normal)
Kurtosis = -1.84 (normal)
Histogram Umur Berbunga Tomat Mawar

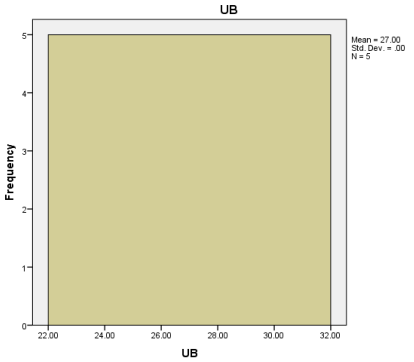

Skewness = -0.67 (normal)
Kurtosis = 1.52 (normal)
Histogram Umur Berbunga Tomat MK F1

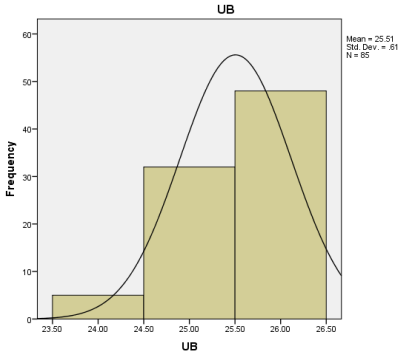

Skewness = -4.87
Kurtosis = -1.67 (normal)
Histogram Umur Berbunga Tomat MK F2

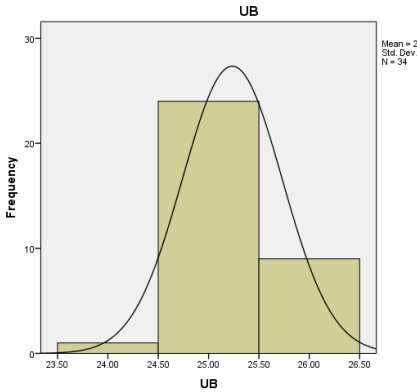

Skewness = 0.12 (normal)
Kurtosis = -1.11 (normal)
Histogram Umur Berbunga Tomat BCP1

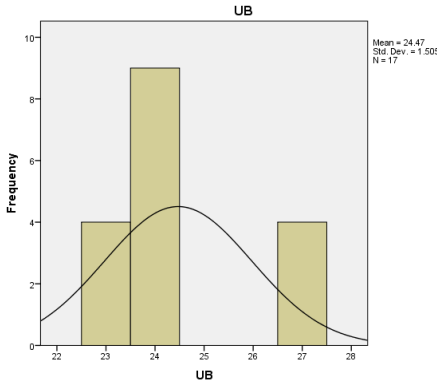

Skewness = -3.34
Kurtosis = 0.15 (normal)
Histogram Umur Berbunga Tomat BCP2

Keterangan : Nilai ideal skewness dan kurtosis pada distribusi normal terdapat pada rentan nilai antara -2 hingga 2.

Gambar Lampiran 5. Histogram Umur Berbunga

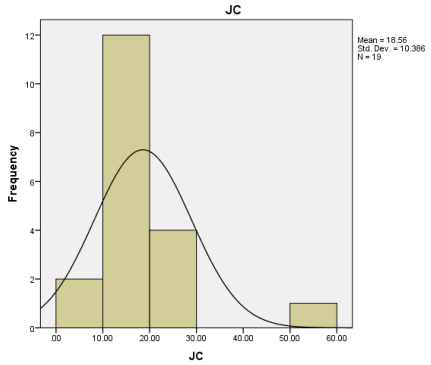

Skewness = 107.87

Kurtosis = 9.05

Histogram Jumlah Cabang Buah Tomat Karina

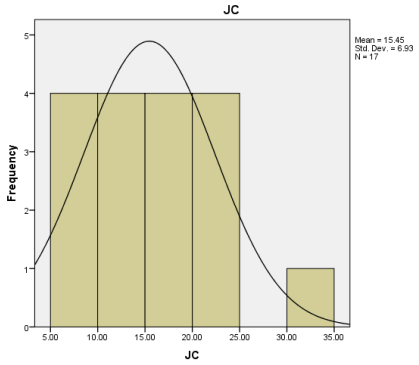

Skewness = 1.49 (normal)

Kurtosis = 1.40 (normal)

Histogram Jumlah Cabang Buah Tomat Mawar

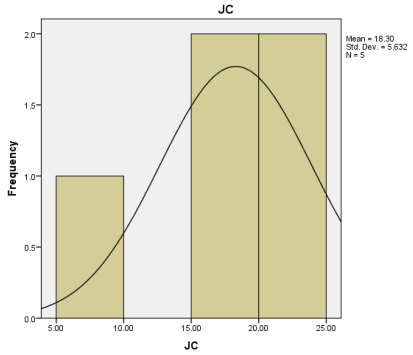

Skewness = -1.02 (normal)

Kurtosis = 0.25 (normal)

Histogram Jumlah Cabang Buah Tomat MK F1

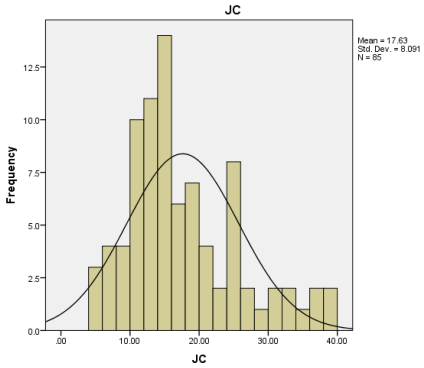

Skewness = 3.29

Kurtosis = 0.32 (normal)

Histogram Jumlah Cabang Buah Tomat MK F2

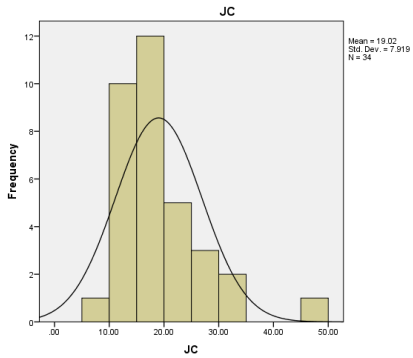

Skewness = 0.84 (normal)

Kurtosis = 0.24 (normal)

Histogram Jumlah Cabang Buah Tomat BCP1

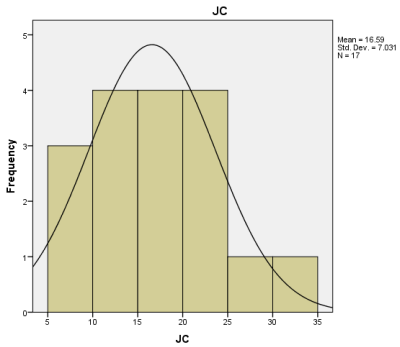

Skewness = 4.46

Kurtosis = 5.97

Histogram Jumlah Cabang Buah Tomat BCP2

Keterangan : Nilai ideal skewness dan kurtosis pada distribusi normal terdapat pada rentan nilai antara -2 hingga 2.

Gambar Lampiran 6. Histogram Jumlah Cabang

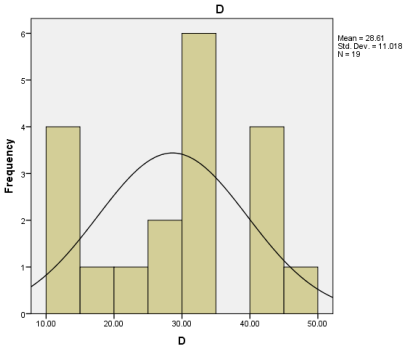

Skewness = 121.40
Kurtosis = -1.18 (normal)

Histogram Dikotomus Buah Tomat Karina

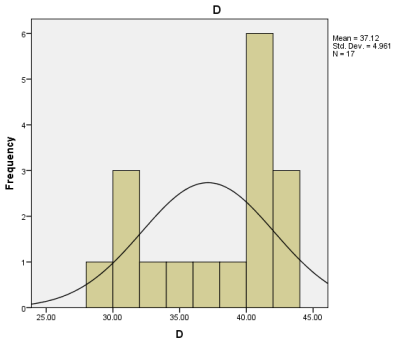

Skewness = -1.07 (normal)
Kurtosis = -1.40 (normal)

Histogram Dikotomus Buah Tomat Mawar

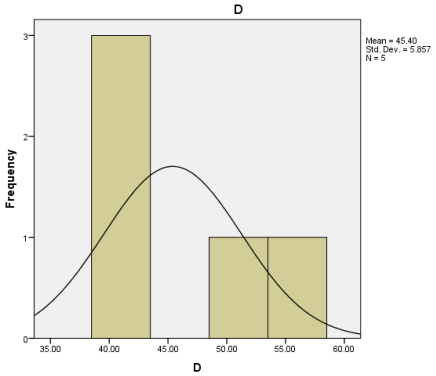

Skewness = 1.07 (normal)
Kurtosis = -0.54 (normal)

Histogram Dikotomus Buah Tomat MK F1

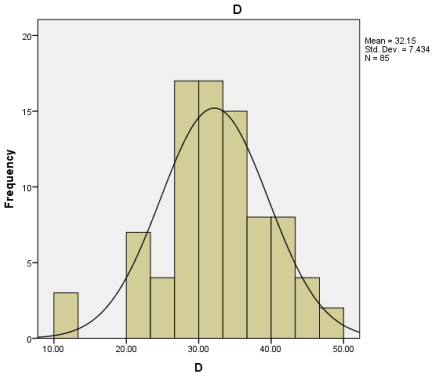

Skewness = -1.64 (normal)
Kurtosis = 1.26 (normal)

Histogram Dikotomus Buah Tomat MK F2

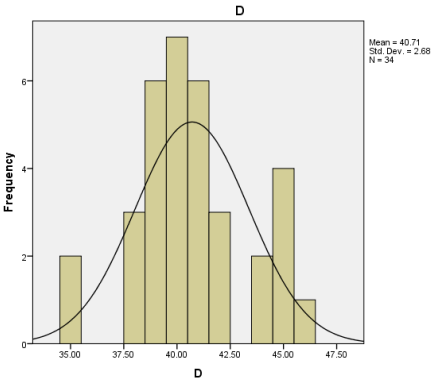

Skewness = -2.23
Kurtosis = 2.46

Histogram Dikotomus Buah Tomat BCP1

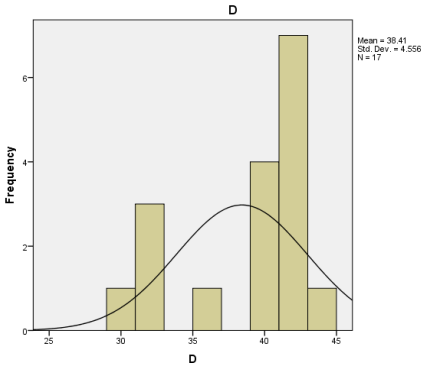

Skewness = 0.33 (normal)
Kurtosis = 0.04 (normal)

Histogram Dikotomus Buah Tomat BCP2

Keterangan : Nilai ideal skewness dan kurtosis pada distribusi normal terdapat pada rentan nilai antara -2 hingga 2.

Gambar Lampiran 7. Histogram Dikotomus

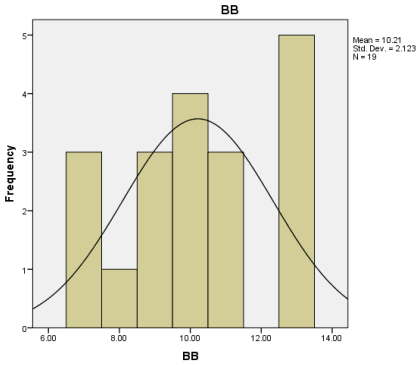

Ket : Skewness = 4.51
Kurtosis = -1.07

Histogram Berat Buah Buah Tomat Karina

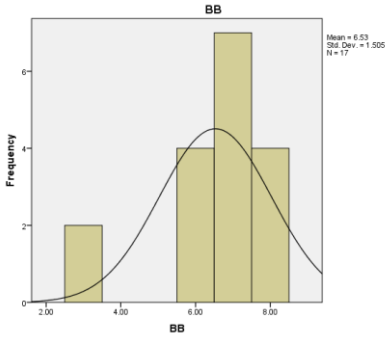

Ket : Skewness = -2.84
Kurtosis = 2.07

Histogram Berat Buah Tomat Mawar

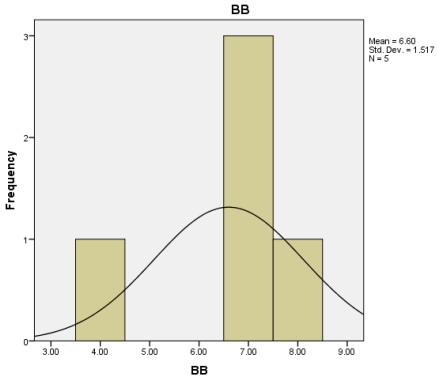

Skewness = -1.92 (normal)
Kurtosis = 1.86 (normal)

Histogram Berat Buah Tomat MK F1

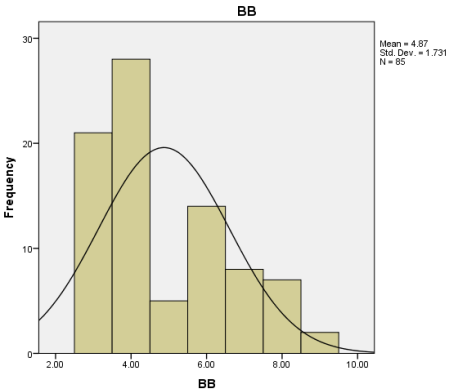

Skewness = 2.67
Kurtosis = -1.29 (normal)

Histogram Berat Buah Tomat MK F2

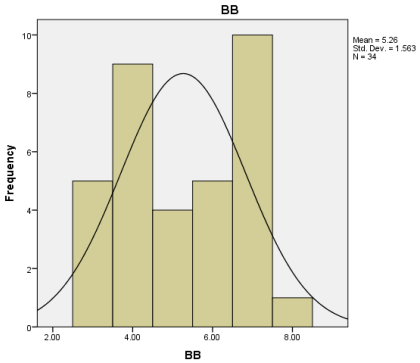

Skewness = 0.75 (normal)
Kurtosis = -0.22 (normal)

Histogram Berat Buah Tomat BCP1

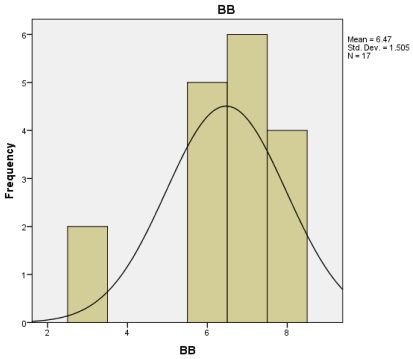

Skewness = -0.03 (normal)
Kurtosis = -1.84 (normal)

Histogram Berat Buah Tomat BCP2

Keterangan : Nilai ideal skewness dan kurtosis pada distribusi normal terdapat pada rentan nilai antara -2 hingga 2.

Gambar Lampiran 8. Histogram Berat Buah

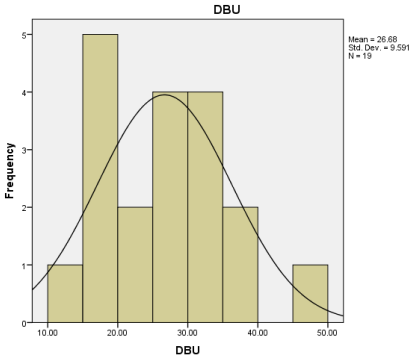

Skewness = 92.00
Kurtosis = -0.36 (normal)

Gambar 33. Histogram Diameter Buah Tomat Karina

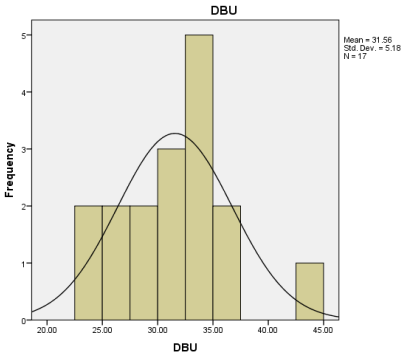

Skewness = 1.19 (normal)
Kurtosis = 1.26 (normal)

Gambar 34. Histogram Diameter Buah Tomat Mawar

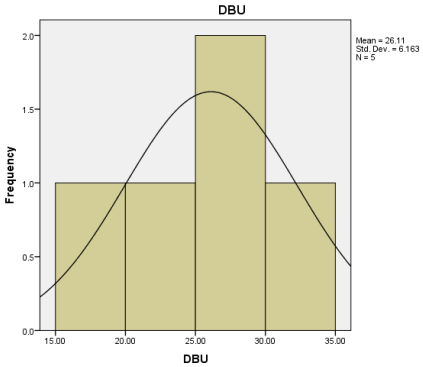

Skewness = -0.41 (normal)
Kurtosis = -0.17 (normal)

Gambar 34. Histogram Diameter Buah Tomat MK F1

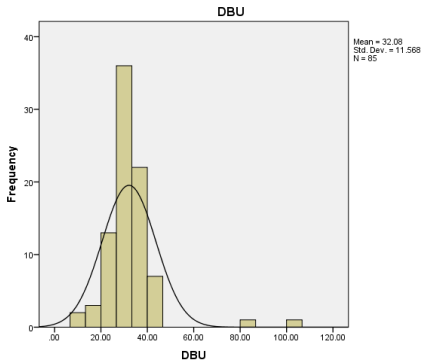

Skewness = 13.62
Kurtosis = 36.90

Gambar 35. Histogram Diameter Buah Tomat MK F2

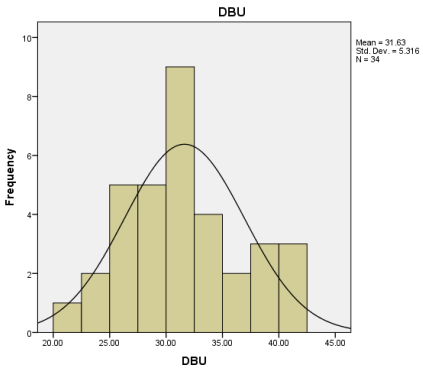

Skewness = -0.59 (normal)
Kurtosis = -0.03 (normal)

Gambar 36. Histogram Diameter Buah Tomat BCP1

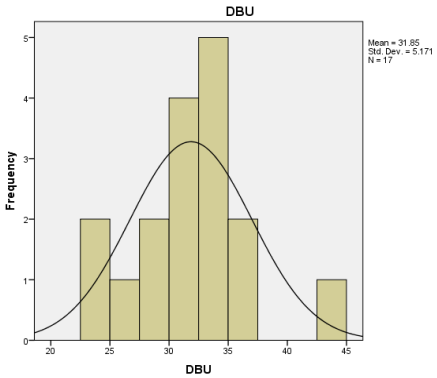

Skewness = 1.19 (normal)
Kurtosis = -0.45 (normal)

Gambar 37. Histogram Diameter Buah Tomat BCP2

Keterangan : Nilai ideal skewness dan kurtosis pada distribusi normal terdapat pada rentan nilai antara -2 hingga 2.

Gambar Lampiran 9. Histogram Diameter Buah

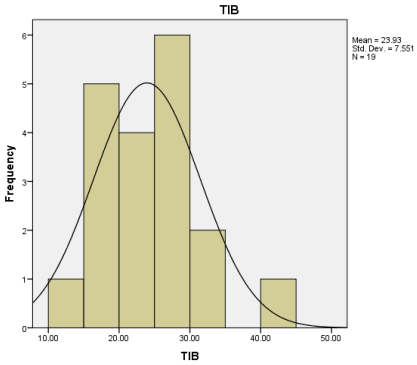

Skewness = 57.01
Kurtosis = 0.28 (normal)

Histogram Tinggi Buah Tomat Karina

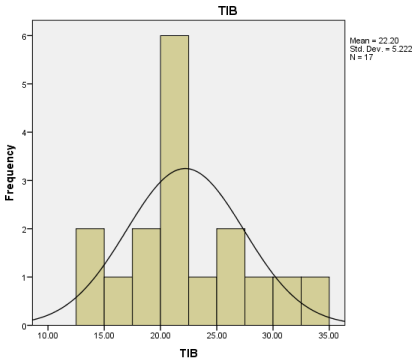

Skewness = 0.81 (normal)
Kurtosis = -0.20 (normal)

Histogram Tinggi Buah Tomat Mawar

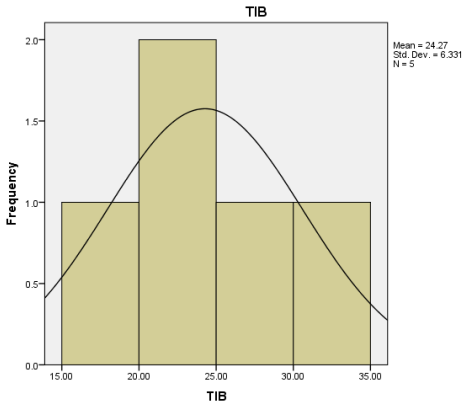

Skewness = 0.30 (normal)
Kurtosis = 0.26 (normal)

Histogram Tinggi Buah Tomat MK F1

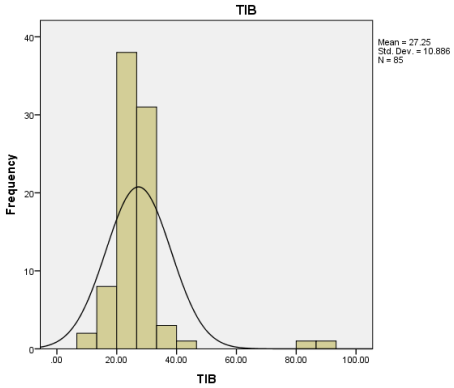

Skewness = 16.07
Kurtosis = 44.39

Histogram Tinggi Buah Tomat MK F2

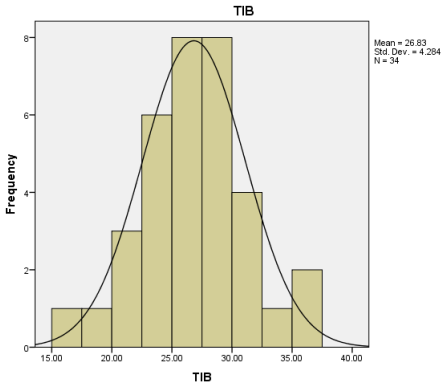

Skewness = 0.58 (normal)
Kurtosis = -0.94 (normal)

Histogram Tinggi Buah Tomat BCP1

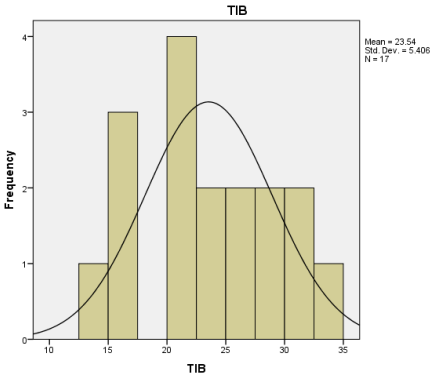

Skewness = -0.03 (normal)
Kurtosis = -0.09 (normal)

Histogram Tinggi Buah Tomat BCP2

Keterangan : Nilai ideal skewness dan kurtosis pada distribusi normal terdapat pada rentan nilai antara -2 hingga 2.

Gambar Lampiran 10. Histogram Tinggi Buah.

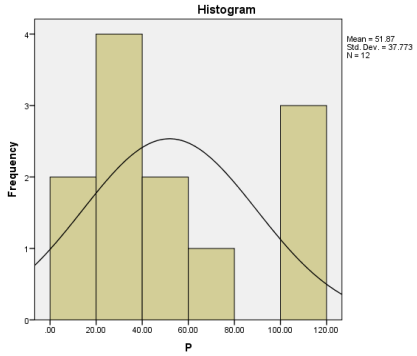

Skewness = 2.06
Kurtosis = 0.008 (normal)

Histogram Produksi Buah Tomat Karina

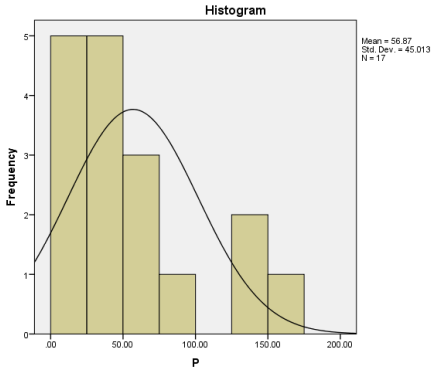

Skewness = 1.10 (normal)
Kurtosis = -0.71 (normal)

Histogram Produksi Buah Tomat Mawar

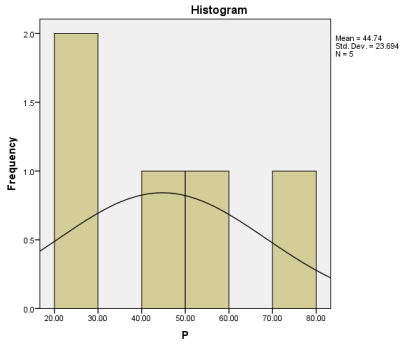

Skewness = 0.58 (normal)
Kurtosis = -0.25 (normal)

Histogram Produksi Buah Tomat MK F1

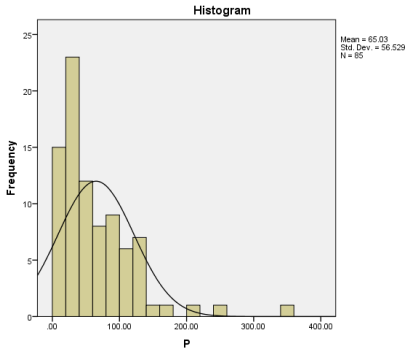

Skewness = 8.56
Kurtosis = 15.08

Histogram Produksi Buah Tomat MK F2

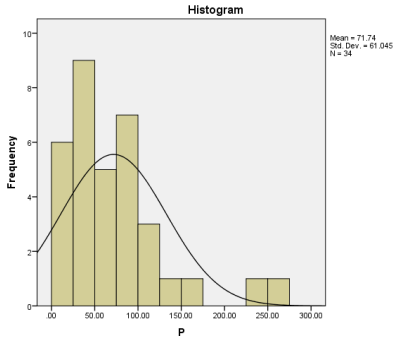

Skewness = 0.0006 (normal)
Kurtosis = -0.86 (normal)

Histogram Dikotomus Buah Tomat BCP1

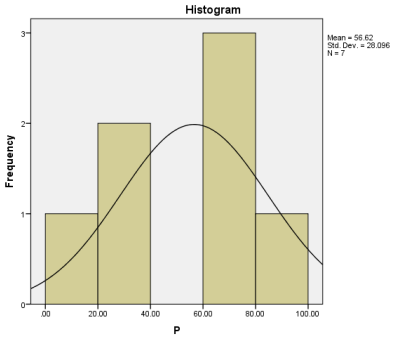

Skewness = 4.14
Kurtosis = 3.89

Histogram Dikotomus Buah Tomat BCP2

Keterangan : Nilai ideal skewness dan kurtosis pada distribusi normal terdapat pada rentan nilai antara -2 hingga 2.

Gambar Lampiran 11. Histogram Produksi Buah

Tomat Karina (P2)

Tomat Mawar (P1)

Tomat Mawar x Karina (F1)

Tampilan Blok 1 dan Blok 2

Gambar Lampiran 12. Tampilan Tomat

Tampilan Blok 3

Tampilan Blok 4

Gambar Lampiran 13. Tampilan Tomat


Gambar Lampiran 14. Kegiatan menyiapkan tanah untuk menyemai dan Kegiatan menyemai beberapa varietas benih tomat


Gambar Lampiran 15. Kegiatan Membuat larutan pupuk NPK Mutiara dan Kegiatan menyiram pupuk NPK ke tanaman yang telah pindah tanam.


Gambar Lampiran 16. Kegiatan membuat larutan antracol dan Kegiatan menyemprot larutan antracol ke tanaman


Gambar Lampiran 17. Kegiatan menyiapkan serta menyemprot lahan dengan Herbisida dan Kegiatan pemasangan mulsa




Gambar Lampiran 18. Kegiatan pindah tanam pada mulsa dan Kegiatan


Gambar Lampiran 19. Kegiatan pindah tanam pada mulsa dan Kegiatan

Gambar Lampiran 20. Kegiatan Mengikat Tanaman dan Kegiatan Memanen Buah Tomat Matang

Gambar Lampiran 21 : Kegiatan Memotret Tanaman Tomat Pasca Panen

Tabel Lampiran 16 : Deskripsi varietas tomat Mawar

Asal	: Dalam negeri
Golongan varietas	: Bersari bebas
Tipe tanaman	: Indeterminate
Tinggi tanaman	: 90 cm -170 cm Bentuk penampang batang : Bulat
Warna batang	: Hijau
Warna daun	: Hijau
Bentuk daun	: Bipinnate (Tipe 2UPoV)
Bentuk bunga	: Seperti bintang
Warna mahkota bunga	: Kuning
Warna kelopak bunga	: Kuning
Warna benangsari	: Putih
Umur mulai berbunga	: 30 – 35 HST
Umur mulai panen	: 60 – 75HST
Bentuk buah	: Oval
Bentuk ujung buah	: Rata
Warna buah muda	: Hijau muda
Warna buah tua	: Merah
Rasa daging buah	: Tidak masam
Berat per buah	: 35 gram – 50gram
Wilayah adaptasi	: Dataran rendah –tinggi

Tabel Lampiran 17 : Deskripsi varietas tomat Karina

Asal	: Dalam negeri
Golongan varietas	: Bersari bebas
Tipe tanaman	:Indeterminate
Tinggi tanaman	: 90 cm -160 cm
Bentuk penampang batang	:Bulat
Warna batang	:Hijau
Warna daun	:Hijau
Bentuk daun	: Bipinnate (Tipe 2UPoV)
Bentuk bunga	: Seperti bintang
Warna mahkota bunga	: Kuning
Warna kelopak bunga	:Kuning
Warna benangsari	:Putih
Umur mulai berbunga	: 30 – 35 HST
Umur mulai panen	: 60 – 65HST
Bentuk buah	: Bulat
Bentuk ujung buah	: Rata
Warna buah muda	: Hijau muda
Warna buah tua	: Merah
Rasa daging buah	: Agak masam
Berat per buah	: 28.5 gram – 35gram
Wilayah adaptasi	: Dataran rendah –tinggi
Keunggulan	: Tahan penyakit layu bakteri

BLOK 1

M/K//K								
K	M/K//K	M/K//K	M/K//K	M/K//K	M/K//K		M/K//K	M
K	M/K//K	M/K//K	M/K//K	M/K//K	M/K//K		M/K//K	M

M/K//M								
K	M/K (F1)	M/K (F1)	M/K (F1)	M/K (F1)	M/K//M	M/K//M	M/K//M	M
K	M/K (F1)	M/K (F1)	M/K (F1)	M/K (F1)	M/K//M	M/K//M		M

M/K (F2)								
K	M/K	M/K	M/K	M/K	M/K	M/K	M/K	M
K	M/K	M/K	M/K	M/K	M/K	M/K	M/K	M

M								
K	M	M	M	M	M	M	M	M
K	M	M	M	M	M	M	M	M

BLOK 2

M								
K	M	M	M	M	M	M	M	M
K	M	M	M	M	M	M	M	M

M dan K								
K	K	K	K	K	M	M	M	M
K	K	K	K	M	M	M	M	M

M/K//M								
K	M/K (F1)	M/K (F1)	M/K (F1)	M/K//M	M/K//M	M/K//M	M/K//M	M
K	M/K (F1)	M/K (F1)	M/K (F1)	M/K//M	M/K//M	M/K//M	M/K//M	M

M/K (F2)								
K	M/K	M/K	M/K	M/K	M/K	M/K	M/K	M
K	M/K	M/K	M/K	M/K	M/K	M/K	M/K	M

M dan K								
K	K	K	K	K	M	M	M	M
K	K	K	K	M	M	M	M	M

M /K//K								
M/K//K	**M/K//K**	**M/K//K**	**M/K//K**	**M/K//K**	**M/K//K**	**M/K//K**	**M/K//K**	**M/K//K**
K	K	K	K	K	K	K	K	K

BLOK 3

M/K//M								
K	M/K (F1)	M/K (F1)	M/K (F1)	M/K (F1)	M/K//M	M/K//M	M/K//M	M
K	M/K (F1)	M/K (F1)	M/K (F1)	M/K (F1)	M/K//M	M/K//M		M

M/K//K								
K	M/K//K	M/K//K	M/K//K	M/K//K	M/K//K		M/K//K	M
K	M/K//K	M/K//K	M/K//K	M/K//K	M/K//K		M/K//K	M

M/K (F2)								
K	M/K	M/K	M/K	M/K	M/K	M/K	M/K	M
K	M/K	M/K	M/K	M/K	M/K	M/K	M/K	M

M								
K	M	M	M	M	M	M	M	M
K	M	M	M	M	M	M	M	M

BLOK 4

M/K//K								
K	M/K//K	M/K//K	M/K//K	M/K//K	M/K//K		M/K//K	M
K	M/K//K	M/K//K	M/K//K	M/K//K	M/K//K		M/K//K	M

M dan K								
K	K	K	K	K	M	M	M	M
K	K	K	K	M	M	M	M	M

M								
K	M	M	M	M	M	M	M	M
K	M	M	M	M	M	M	M	M

M/K//M								
K	M/K (F1)	M/K (F1)	M/K (F1)	M/K (F1)	M/K//M	M/K//M	M/K//M	M
K	M/K (F1)	M/K (F1)	M/K (F1)	M/K (F1)	M/K//M	M/K//M		M

M dan K								
K	K	K	K	K	M	M	M	M
K	K	K	K	M	M	M	M	M

M/K (F2)								
K	M/K	M/K	M/K	M/K	M/K	M/K	M/K	M
K	M/K	M/K	M/K	M/K	M/K	M/K	M/K	M

Tabel Lampiran 18. Denah Pengacakan Di Lapangan