

Dashraath P, Wong JLJ, Lim MXK et al. 2020 Coronavirus disease 2019 (COVID-19) pandemic and pregnancy. *Am J Obstet Gynecol*: S0002-9378(20)30343-4. <https://doi.org/10.1016/j.ajog.2020.03.021>

Dinas Kesehatan Sulawesi Selatan. 2020. Sulsel Tanggap COVID-19 Diakses dari <https://covid19.sulselprov.go.id/>

Dong L, Tian J, He S et al. 2020. Possible vertical transmission of SARS-CoV-2 from an infected mother to her newborn. *JAMA*; 323(18): 1846–1848. <https://doi.org/10.1001/jama.2020.4621>

Elshafeey F, Magdi R, Hindi N et al. 2020. A systematic scoping review of COVID-19 during pregnancy and childbirth. *Int J Gynaecol Obstet*. 2020. <https://doi.org/10.1002/ijgo.13182>.

Ferrazzi EM, Frigerio L, Cetin I et al. COVID-19 obstetrics task force, Lombardy, Italy: Executive management summary and short report of outcome. *Int J Gynaecol Obstet* 2020 Published online: E-Pub Apr 8; 149: 377–378. <https://doi.org/10.1002/ijgo.13162>.

Frazier K.M., et al. 2020. SARS-CoV-2 virus isolated from the mastoid and middle ear: implications for COVID-19 precautions during ear surgery. *JAMA Otolaryngol Head Neck Surg*. 1-2.

Handayani, et al. 2020. Penyakit virus corona 2019. *J Respir Indo*. 40(2):119-127.

Hayakawa, Satoshi, Shihoko Komine-Aizawa, and Gil G. Mor. 2020. "Covid-19 Pandemic and Pregnancy." *Journal of Obstetrics and Gynaecology Research* 46(10): 1958–66.

Kementrian Kesehatan RI. 2020. Pedoman pencegahan dan pengendalian coronavirus disease (COVID-19). Jakarta: Kemenkes RI dan Direktorat Jenderal Pencegahan dan Pengendalian Penyakit (P2P)

Liu H, Liu F, Li J, Zhang T, Wang D, Lan W. 2020. Clinical and CT imaging features of the COVID-19 pneumonia: Focus on pregnant women and children. *J Infect.* 80(5):7-13

Liu W, Wang Q, Zhang Q, Chen L, Chen J, Zhang B, et al. 2020. Coronavirus disease 2019 (COVID-19) during pregnancy: a case series.

Liu Y, Chen H, Tang K, Guo Y. 2020 Clinical manifestations and outcome of SARS-CoV-2 infection during pregnancy. *J Infect* .  
<https://doi.org/10.1016/j.jinf.2020.02.028>. Online ahead of print.

Lopez, et al. 2020. Coronavirus Disease 2019 in Pregnancy: A clinical anagement protocol and considerations for practice. *Fetal Diagn Ther.* (47):519–528

Mackenzie, J.S., David W.S. 2020. COVID-19: a novel zoonotic disease caused by a coronavirus from china: what we know and what we don't.

MICROBIOLOGY

AUSTRALIA

Menteri dalam Negri. 2020. “Pedoman Umum Kesiapsiagaan Menghadapi Penyakit Coronavirus (2019-nCoV) untuk Pemerintah Daerah. Jakarta

POGI. 2020. “Rekomendasi Penanganan Infeksi Virus Corona (Covid-19) Pada Maternal (Hamil, Bersalin Dan Nifas).” *Penanganan Infeksi Virus Corona Pada Maternal* 1(3): 9–11. <https://pogi.or.id/publish/rekomendasi-penanganan-infeksi-virus-corona-covid-19-pada-maternal/>.

Qiao J. 2020. What are the risks of COVID-19 infection in pregnant women? *Lancet* ; 395: 760–762

Ryan et al. 2020. Clinical update on COVID-19 in pregnancy: A review article. *J. Obstet. Gynaecol.* (46)8:1235–1245

Sairah. B., Baloch, M. A., T. Z., & X. P. 2020. The Coronavirus Disease 2019 (COVID-19) Pandemic. *Tohoku J. Exp. Med.* 250(4), 271-278.

Sallard E, Lescure FX, Yazdanpanah Y, Mentre F, PeifferSmadja N. 2020. Type 1 interferons as a potential treatment against COVID-19. *Antiviral Res*; 178: 104791

Silasi M, Cardenas I, Kwon JY, Racicot K, Aldo P, Mor G. 2015. Viral infections during pregnancy. *Am J Reprod Immunol*; 73: 199–213.

Sousa, et al. 2020. Effects of COVID-19 infection during pregnancy and neonatal prognosis: what Is the evidence?. *Int. J. Environ. Res. Public Health* [fo]. 17(11):4176

World Health Organization (WHO). 2020. Clinical Management of COVID-19; Integrim Guidance. Geneva: WHO

World Health Organization (WHO). 2020. Coronavirus disease 2019 (COVID-19) Situation Report -10. Geneva: WHO

World Health Organization (WHO). 2020. Global COVID-19 Clinical Platform with pregnancy module. Geneva: WHO

World Health Organization (WHO).. 2020. “Weekly Epidemiological Update on COVID-19.” *World Health Organization* (3 November): 1;4. <https://www.who.int/docs/default-source/coronaviruse/situation-reports/20201012-weekly-epi-update-9.pdf>.

Wu X, Sun R, Chen J, Xie Y, Zhang S, Wang X. 2020. Radiological findings and clinical characteristics of pregnant women with COVID-19 pneumonia. *Int J Gynaecol Obstet.* (150):58–63

Yan J, Guo J, Fan C et al. Coronavirus disease 2019 (COVID-19) in pregnant women: A report based on 116 cases. *Am J Obstet Gynecol* 2020; . 223(1): 111.e1–111.e14. <https://doi.org/10.1016/j.ajog.2020.04.014>.

Yu N, Li W, Kang Q et al. 2020 Clinical features and obstetric and neonatal outcomes of pregnant patients with COVID-19 in Wuhan, China: A retrospective, single-Centre, descriptive study. *Lancet Infect Dis* ; 20: 559–564.

Zaigham M, Andersson O. 2020 Maternal and perinatal outcomes with COVID-19:

A systematic review of 108 pregnancies. *Acta Obstet Gynecol Scand* 2020

Published online: E-Pub Apr 7; 99: 823–829.

<https://doi.org/10.1111/aogs.13867>.

Zeng H, Xu C, Fan J et al. 2020 Antibodies in infants born to mothers with COVID-

19 pneumonia. *JAMA* 2020; 323(18): 1848–

1849. <https://doi.org/10.1001/jama.2020.4861>.

Zeng L, Xia S, Yuan W et al. 2020 Neonatal early-onset infection with SARS-CoV-

2 in 33 neonates born to mothers with COVID-19 in Wuhan, China. *JAMA*

*Pediatr* : 174(7): 722–725. <https://doi.org/10.1001/jamapediatrics>.

2020.0878.

## Lampiran 1 Permohonan Izin Penelitian



KEMENTERIAN RISET, TEKNOLOGI DAN PENDIDIKAN TINGGI  
UNIVERSITAS HASANUDDIN  
FAKULTAS KEDOKTERAN  
PROGRAM STUDI SARJANA KEDOKTERAN

Jl. Perintis Kemerdekaan Km. 10 Tamalanrea, Makassar 90245, Telp. (0411) 587436, Fax. (0411) 586297

Nomor : 9099/UN4.6.8/PT.01.04/2021  
Lamp : ---  
Hal : Permohonan Izin Penelitian

30 April 2021

Kepada Yth. :

1. Direktur RSP Universitas Hasanuddin
  2. Direktur RSUP Dr. Wahidin Sudirohusodo
  3. Direktur RSKD Pemprov Sulsel
- Di-  
Makassar

Dengan hormat, disampaikan bahwa mahasiswa Program Studi Pendidikan Dokter Fakultas Kedokteran Universitas Hasanuddin di bawah ini :

N a m a : Ambun Gloria Natalie  
N i m : C011181412

bermaksud melakukan penelitian di RSP Universitas Hasanuddin, RSUP Dr. Wahidin Sudirohusodo & RSKD Pemprov Sulsel dengan judul penelitian "**Karakteristik Dan Hasil Luaran Maternal Pada Kehamilan Dengan COVID-19**"

Sehubungan hal tersebut kiranya yang bersangkutan dapat diberi izin untuk melakukan Penelitian dalam rangka penyelesaian studinya.

Demikian permohonan kami, atas bantuan dan kerjasamanya disampaikan terima kasih.

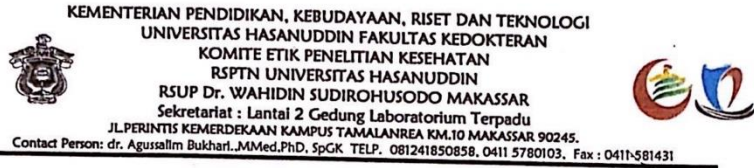
Ketua,  
Program Studi Sarjana Kedokteran  
Fakultas Kedokteran Unhas



Dr. dr. Siti Rafiah, MSi  
NIP. 196809301997032001

Tembusan Yth :  
1. Arsip



## Lampiran 2 Rekomendasi Persetujuan Etik



### REKOMENDASI PERSETUJUAN ETIK Nomor : 349/UN4.6.4.5.31/ PP36/ 2021

Tanggal: 31 Mei 2021

Dengan ini Menyatakan bahwa Protokol dan Dokumen yang Berhubungan Dengan Protokol berikut ini telah mendapatkan Persetujuan Etik :

No Protokol	UH21050287	No Sponsor Protokol	
Peneliti Utama	Ambun Gloria Natalie	Sponsor	
Judul Peneliti	Karakteristik dan Hasil Luaran Maternal pada Kehamilan dengan COVID-19		
No Versi Protokol	1	Tanggal Versi	4 Mei 2021
No Versi PSP		Tanggal Versi	
Tempat Penelitian	RSP Universitas Hasanuddin, RSUP Dr. Wahidin Sudirohusodo dan RS Dadi Makassar		
Jenis Review	<input checked="" type="checkbox"/> Exempted <input type="checkbox"/> Expedited <input type="checkbox"/> Fullboard Tanggal	Masa Berlaku 31 Mei 2021 sampai 31 Mei 2022	Frekuensi review lanjutan
Ketua Komisi Etik Penelitian Kesehatan FKUH	Nama Prof.Dr.dr. Suryani As'ad, M.Sc.,Sp.GK (K)	Tanda 	
Sekretaris Komisi Etik Penelitian Kesehatan FKUH	Nama dr. Agussalim Bukhari, M.Med.,Ph.D.,Sp.GK (K)	Tanda 	

#### Kewajiban Peneliti Utama:

- Menyerahkan Amandemen Protokol untuk persetujuan sebelum di implementasikan
- Menyerahkan Laporan SAE ke Komisi Etik dalam 24 Jam dan dilengkapi dalam 7 hari dan Laporan SUSAR dalam 72 Jam setelah Peneliti Utama menerima laporan
- Menyerahkan Laporan Kemajuan (progress report) setiap 6 bulan untuk penelitian resiko tinggi dan setiap setahun untuk penelitian resiko rendah
- Menyerahkan laporan akhir setelah Penelitian berakhir
- Melaporkan penyimpangan dari protokol yang disetujui (protocol deviation / violation)
- Mematuhi semua peraturan yang ditentukan

### Lampiran 3 Data Penelitian

No	Usia	Pendidikan	UG	Paritas	RS	Manifestasi Klinis covid	Derajat	Metode persalinan	Komplikasi COVID
1	34	s1	37	G3POAO	RSUH	anosmia	ringan	pervaginam	-
2	24	SMA	36	G1POAO	RSUH	-	OTG	sc	-
3	28	SMA	39	G1POAO	RSUH	-	OTG	sc	-
4	25	s1	38		RSKD	batuk, demam	ringan	sc	-
5	28	SMA	39		RSKD	batuk	ringan	pervaginam	-
6	36	s1	38		RSKD	batuk, demam	ringan	sc	-
7	20	SMA	37		RSKD	batuk, demam, meringgih	ringan	sc	-
8	33	SMA	42		RSKD	batuk, demam	ringan	sc	-
9	27	S1	39		RSKD	batuk, demam	ringan	pervaginam	-
10	33	SMA	40		RSKD	-	OTG	pervaginam	-
11	25	SMA	39		RSKD	batuk	ringan	pervaginam	-
12	29	SMA	24		RSKD	-	OTG	-	-
13	27	D3	39		RSKD	demam	ringan	sc	-
14	31	S1	40		RSKD	batuk, demam	ringan	sc	-
15	30	s1	39		RSKD	batuk, flu	ringan	sc	-
16	37	tidak sekolah	37		RSKD	batuk, demam	ringan	sc	-
17	23	S1	39		RSKD	demam	ringan	sc	-
18	25	SMA	38		RSKD	batuk, demam	ringan	sc	-
19	38	S1	37		RSKD	batuk	ringan	sc	-
20	30	S1	39		RSKD	-	OTG	sc	-
21	23	SMP	37		RSKD	-	OTG	pervaginam	-
22	27	tidak sekolah	39		RSKD	-	OTG	sc	-
23	30	SMA	42		RSKD	-	OTG	sc	-
24	39	tidak sekolah	40		RSKD	demam	ringan	pervaginam	-
25	22	S1	40		RSKD	batuk, demam	ringan	sc	-
26	20	SMP	39		RSKD	batuk, sesak, flu	sedang	sc	pneumonia bilateral
27	31	SMP	40		RSKD	batuk, demam	ringan	sc	-
28	17	SD	39		RSKD	batuk	ringan	pervaginam	-
29	25	tidak sekolah	39		RSKD	batuk, demam	ringan	sc	-
30	19	SMA	39		RSKD	batuk, demam	ringan	pervaginam	-
31	32	D3	39		RSKD	-	OTG	sc	-
32	20	SMA	37		RSKD	-	OTG	pervaginam	-
33	22	SMA	38		RSKD	demam	ringan	sc	-
34	22	tidak sekolah	39		RSKD	batuk, demam	ringan	pervaginam	-
35	35	S1	39		RSKD	batuk, demam	ringan	pervaginam	pneumonia bilateral
36	24	D3	38		RSKD	batuk, demam	ringan	pervaginam	-
37	33	tidak sekolah	39		RSKD	demam, sesak	sedang	sc	-



38	29	s1	40	RSKD	batuk, demam	ringan	sc	pneumonia bilateral
39	21	SMP	39	RSKD	batuk, flu	ringan	SC	
40	29	tidak sekolah	39	RSKD	-	OTG	sc	
41	26	SMP	39	RSKD	-	OTG	pervaginam	
42	40	SD	37	RSKD	batuk	ringan	SC	
43	26	SMA	40	RSKD	demam	ringan	sc	
44	31	SMA	39	RSKD	demam	ringan	sc	
45	39	SMA	39	RSKD	batuk, demam, flu	ringan	sc	-
46	40	SD	39	RSKD	batuk, demam, flu	ringan	pervaginam	
47	22	tidak sekolah	38	RSKD	batuk, demam	ringan	sc	
48	33	SMA	40	RSKD	batuk, demam	ringan	SC	bronchopneumonia bilateral
49	25	SD	38	RSKD	demam	ringan	sc	
50	18	SMA	39	RSKD	batuk, demam, flu	ringan	SC	
51	32	D3	39	RSKD	-	OTG	pervaginam	
52	37	SMA	40	RSKD	demam, sesak	sedang	SC	
53	24	SMA	40	RSKD	demam	ringan	pervaginam	
54	21	SMP	39	RSKD	batuk, demam, flu	ringan	sc	
55	32	SMP	39	RSKD	batuk, demam, flu	ringan	sc	
56	35	SMP	39	RSKD	-	OTG	sc	
57	22	SMK	40	RSKD	batuk	ringan	SC	
58	31	SMK	39	RSKD	batuk, demam, flu	ringan	sc	
59	33	SMA	39	RSKD	batuk, demam, flu	ringan	sc	bronchopneumonia dextra
60	37	SMA	39	RSKD	batuk, demam	ringan	sc	
61	18	SMK	39	RSKD	batuk, demam, flu	ringan	pervaginam	bronchopneumonia bilateral
62	37	SMA	38	RSKD	batuk, demam	ringan	sc	pneumonia bilateral, efusi pleura sinistra
63	37	SD	38	RSKD	batuk, demam	ringan	sc	bronchopneumonia bilateral
64	25	SMK	37	RSKD	batuk, sesak	sedang	sc	
65	27	SMP	39	RSKD	batuk, demam, flu	ringan	pervaginam	bronchopneumonia dextra
66	23	SMA	38	RSKD	batuk	ringan	sc	
67	26	SMA	38	RSKD	demam	ringan	sc	
68	36	SMK	39	RSKD	batuk	sedang	pervaginam	pneumonia bilateral
69	28	S2	38	RSKD	batuk, demam	ringan	sc	bronchopneumonia dextra
70	24	SMK	39	RSKD	batuk, demam, sakit kepala	ringan	sc	typical pneumoni bilateral
71	31	S2	40	RSKD	batuk, demam	ringan	SC	
72	42	SMA	39	RSKD	-	OTG	sc	
73	29	SD	40	RSKD	batuk	ringan	sc	
74	32	S2	40	RSKD	batuk, demam, sesak	sedang	sc	pneumonia dextra
75	20	SMA	39	RSKD	batuk, demam, flu	ringan	sc	pneumonia dextra

76	31	SMA	37	RSKD	batuk, demam	ringan	-	
77	36	SMA	37	RSKD	-	OTG	pervaginam	pneumonia bilateral
78	40	SD	38	RSKD	batuk	ringan	pervaginam	
79	21	SMA	39	RSKD	batuk	ringan	sc	
80	26	SMP	39	RSKD	batuk	ringan	sc	pneumonia dextra
81	25	SMA	42	RSKD	batuk, flu, HbsAg+	ringan	sc	bronchopneumonia dextra
82	27	s1	38	RSKD	batuk	ringan	sc	pneumonia bilateral
83	20	SD	39	RSKD	batuk, demam, flu	ringan	pervaginam	
84	35	SMA	38	RSKD	atuk, demam, sesak, TB aktif	sedang	sc	
85	27	S1	38	RSKD	batuk, demam, flu	ringan	sc	
86	30	S1	42	RSKD	batuk, demam, sesak	sedang	sc	
87	48	SD	38	RSKD	batuk, demam	ringan	sc	
88	19	SMA	36	RSKD	-	OTG	sc	
89	44	SD	38	RSKD	demam, sesak	sedang	sc	
90	31	SD	38	RSKD	batuk, flu	ringan	sc	
91	22	SMA	39	RSKD	batuk, demam	ringan	pervaginam	
92	29	S1	42	RSKD	batuk, demam, sesak, flu	sedang	SC	
93	24	SMA	39	RSKD	demam, sesak	sedang	pervaginam	
94	31	SMA	38	RSKD	batuk, demam, sesak	sedang	sc	
95	29	SMA	37	RSKD	batuk, demam, sesak	sedang	sc	
96	31	SMP	37	RSKD	batuk, demam, sesak	sedang	pervaginam	bronchopneumonia bilateral
97	25	D3	38	RSKD	batuk, demam	ringan	pervaginam	
98	29	S1	43	RSKD	batuk, flu	ringan	sc	
99	24	SMA	38	RSKD	batuk, demam	ringan	sc	
100	27	S1	38	RSKD	batuk, demam, flu	ringan	pervaginam	
101	18	SMP	39	RSKD	demam, sesak	sedang	pervaginam	
102	29	SMA	41	RSKD	batuk, demam, flu	ringan	pervaginam	
103	19	SMP	38	RSKD	batuk	ringan	sc	
104	19	SD	39	RSKD	batuk, demam	ringan	sc	
105	30	SMA	?	RSKD	batuk, demam, TB aktif	ringan	-	
106	40	SMA	39	RSKD	batuk, demam	ringan	sc	
107	28	SMA	39	RSKD	demam	ringan	sc	
108	21	SMA	37	RSKD	batuk, demam	ringan	pervaginam	bronchopneumonia dextra
109	24	SMA	38	RSKD	batuk, demam	ringan	pervaginam	
110	40	SD	40	RSKD	batuk	ringan	sc	pneumonia sinistra
111	32	S2	39	RSKD	batuk, demam	ringan	pervaginam	
112	30	SMA	40	RSWS	-	OTG	sc	
113	39	S1	38	RSWS	-	OTG	sc	

114	30	S1	37		RSWS	-		OTG	sc	
115	22	SMA	40		RSWS	-		OTG	sc	
116	19	SD	41		RSWS	batuk, sesak		sedang	sc	pneumonia bilateral, bronchiolitis
117	34	SMA	38		RSWS	-		OTG	SC	
118	26	SMA	36		RSWS	batuk		ringan	sc	pneumonia bilateral
119	37	SMP	33		RSWS	-		OTG	pervaginam	
120	24	SMA	37		RSWS	batuk		ringan	sc	pneumonia
121	40	SMA	38		RSWS	-		ringan	pervaginam	pneumonia dextra
122	40	SMA	39		RSWS	-		OTG	sc	pneumonia bilateral
123	28	SMA	39		RSWS	-		OTG	pervaginam	-
124	35	SMA	38		RSWS	-		OTG	sc	
125	38	SMA	39		RSWS	demam, sesak		sedang	-	pleuropneumonia sinistra, TB paru lama aktif
126	22	SMP	38		RSWS	batuk		ringan	sc	
127	26	S1	39		RSWS	demam		ringan	sc	pneumonia bilateral, efusi pleura bilateral
128	32	S1	38		RSWS	batuk, demam		ringan	sc	pneumonia bilateral
129	29	D3	38		RSWS	batuk		ringan	sc	fibrosis lobus inferior pulmo sinistra
130	30	SMA	39	G3P1A1	RSWS	-		OTG	sc	
131	28	SMA	40	G1POA1	RSWS	batuk		ringan	sc	pneumonia bilateral
132	30	S1	39	G2P1A0	RSWS	-		OTG	sc	
133	36	SD	36	G2POA1	RSWS	batuk, demam, sesak		sedang	pervaginam	
134	20	SMA	35	G1POA0	RSWS	batuk		ringan	pervaginam	kalsifikasi segmen anterior pulmo lobus dextra
135	31	S1	39	G5P1A3	RSWS	batuk, anosmia		ringan	sc	
136	25	D3	30	G1POA0	RSWS	-		OTG	pervaginam	
137	22	SMA	38	G1POA0	RSWS	-		OTG	pervaginam	
138	36	D3	40	G4POA3	RSWS	-		OTG	pervaginam	pneumonia sinistra
139	41	SMA	39	G3P1A1	RSWS	-		OTG	pervaginam	
140	26	S1	40	G1POA0	RSWS	-		OTG	sc	-
141	33	D3	40	G2P1A0	RSWS	demam		ringan	pervaginam	
142	29	S1	40	G1POA0	RSWS	-		OTG	sc	pneumonia dextra
143	22	SMA	40	G1POA0	RSWS	-		OTG	pervaginam	
144	28	S1	40	G1POA0	RSWS	-		OTG	pervaginam	
145	27	SMA	39	G3P2A0	RSWS	-		OTG	pervaginam	
146	34	S1	40	G3POA2	RSWS	-		OTG	sc	efusi minimal pleura sinistra
147	26	SMA	34	G2P1A0	RSWS	-		OTG	sc	fibrosis pulmo bilateral
148	29	SMA	39	G1POA0	RSWS	batuk		ringan	sc	
149	28	S1	36	G1POA0	RSWS	-		OTG	pervaginam	TB paru lama aktif
150	32	S1	38	G1POA0	RSWS	-		OTG	pervaginam	
151	29	SMA	39	G2P1A0	RSWS	batuk		ringan	vaginal birth after caesarian	pneumonia bilateral, TB paru lama aktif dengan bronkiektasis
152	27	S1	36	G1POA0	RSWS	-		OTG	pervaginam	

## Lampiran 4 Biodata Peneliti

### BIODATA PENELITI



#### I. DATA PRIBADI

Nama Lengkap : Ambun Gloria Natalie

Tempat / Tanggal Lahir : Makassar, 27 Desember 2000

Jenis Kelamin : Perempuan

Agama : Kristen

Pekerjaan : Mahasiswa

Nomor Induk Mahasiswa : C011181412

Alamat : Jl. Ance Daeng Ngoyo No. 18

No. Telp : 087846313834

Email : [ambungloria64@gmail.com](mailto:ambungloria64@gmail.com)

#### II. RIWAYAT PENDIDIKAN

No	Strata	Institusi	Tempat	Tahun
1	SD	SD KRISTEN KALAM KUDUS	MAKASSAR	2006-2012
2	SMP	SMP KATOLIK RAJAWALI	MAKASSAR	2012-2015
3	SMA	SMAN 5 MAKASSAR	MAKASSAR	2015-2018
4	S1	UNIVERSITAS HASANUDDIN	MAKASSAR	2018-SEKARANG