

DAFTAR PUSTAKA

- Agusta, O. R., Sulardino, B. & Rudiyantri, S. 2012. *Kebiasaan Makan Teripang (Echinodermata: Holothuriidae) Di Perairan Pantai Pulau Pramuka, Kepulauan Seribu*. Jurnal Menejemen Sumber Perairan, 1(1):1-8.
- Andrady, A.L. 2011. *Microplastics in the marine environment*. Marine Pollution Bulletin 62 (8):1596-1605.
- Azkab, M.H. 1988. *Pertumbuhan Dan Produksi Lamun Enhalus acoroides (L.f) Royle di Rataan Terumbu Pulau Pari, Kepulauan Seribu*. Pusat Penelitian Oseanografi-LIPI. Jakarta:55-59.
- Badan Pusat Statistik Kota Makassar. 2019. *Kecamatan Sangkarrang Dalam Angka (Sangkarrang Subdistrict in Figures 2019)*. BPS Makassar. Makassar.
- Bengen, D. G. 2000. *Ekosistem dan Sumberdaya Alam Pesisir*. Sinopsis. Pusat Kajian Sumberdaya Pesisir dan Lautan. Institut Pertanian Bogor.
- Boerger, C.M., G.L. Lattin, Moore, S.L. Moore., & C.J. Moore, 2010. *Plastic ingestion by planktivorous fishes in the North Pacific Central Gyre*. Marine Pollution Bulletin, 60: 2275–2278.
- Boucher, J. & D, Friot. 2017. *Primary Microplastics in the Oceans: A Global Evaluation of Sources*. International Union for Conservation of Nature and Natural Resources (IUCN). Switzerland:43.
- Browne, M. A., Galloway T., & Thompson, R. 2007. *Microplastic an emerging contaminant of potential concern*. Integrated Environmental Assessment and Management 3(4): 559-561.
- Claessens, M., S, De Meester., L, Van Landuyt, De Clerck., & CR, Janssen. 2011. *Occurrence and distribution of microplastics in marine sediments along the Belgian Coast*. Marine Pollut Bull 62: 2199-2204.
- Cózar, A., M, Sanz-Martin., E, Marti., J, I, Gonzáles-Gordillo., B. Gálve, J, Á, Ubeda., & C. M. Duarte. 2015. *Plastic Accumulation in the Mediterranean Sea*. Plos One. Saudi Arabia. 12p.
- Dar, M, A. & Ahmad, H. O., 2006. *The Feeding Selectivity and Ecological Role of Shallow Water Holothurians in The Red Sea*. SPC Beche-de-mer Information Bulletin 24:1-19.
- Darsono, P. 2005. *Teripang (Holothurians) Perlu Dilindungi*. P2O – LIPI. Jakarta.
- Darsono, P. 2007. *KERAGAMAN BIOTA LAUT*. 32(2):1–10.
- Datu, S. S. 2019. *Kontaminasi Mikroplastik Pada Lamun Di Pulau Barrangcaddi Kota Makassar, Sulawesi Selatan*. Tesis. Program Pasca Sarjana. Program Studi Pengelolaan Sumberdaya Pesisir Terpadu. Fakultas Ilmu Kelautan dan Perikanan. Universitas Hasanuddin: Makassar.
- Dewi, I. S., Anugrah, A. B. & Irwan, R. R. 2015. *Distribusi Mikroplastik Pada Sedimen Di Muara Badak*. Depik. 4 (3): 121-131.


- Digka, N., Tsangris, C., Torre, M., Anastasopoulou, A., & Zeri, C. 2018. *Microplastics in Mussels and Fish from The Northern Ionian Sea*. Marine Pollution Bulletin 132:20-40.
- Elfidasari, D., N. Noriko., N. Wulandari., & T. A. Perdana. 2012. *Identifikasi Jenis Teripang Genus Holothuria Asal Perairan Sekitar Kepulauan Seribu Berdasarkan Perbedaan Morfologi*. Jurnal Al-Azhar Indonesia. Seri Sains dan Teknologi 1(3):140- 146.
- Galgani, F., Giorgetti, A., Vinci, M., Le Moigne, M., Moncoiffe, G., Brosich, A., Molina, E., Lipizer, M., Holdsworth, N., Schlitzer, R., Hanke, G., & Schaap, D. 2017. *Proposal for gathering and managing data sets on marine micro-litter on a European scale*, EMODnet Thematic Lot n°4 - Chemistry. Project Documents, 35 p.
- GESAMP, 2019. Guidelines for the monitoring and assessment of plastic litter in the ocean. *Journal Series GESAMP Reports and Studies*, No. 99, 130p.
- Hapitasari, N, D. 2016. *Analisis Kandungan Mikroplastik Pada Pasir Dan Ikan Demersal: Kakap (Lutjanus sp.) dan Kerapu (Epinephelus sp.) Di Pantai Ancol, Palabuhan Ratu, Dan Labuan*. Skripsi. IPB: Bogor
- Hidalgo-Ruz, V., Gutow, L., Thompson, R. C., & Thiel, M. 2012. *Microplastics In the Marine Environment: A Review of The Methods Used for Identification and Quantification*. Environmental Science & Technology. 46: 3060–3075.
- Iwalaye, O. A., Moodley, G. K. & Robertson-andersson, D. V. 2020. *The possible routes of microplastics uptake in sea cucumber Holothuria The possible routes of microplastics uptake in sea cucumber Holothuria cinerascens (Brandt , 1835)*, Environmental Pollution. Elsevier Ltd, 264p.
- Jambeck, JR., Geyer, R., Wilcox, C., Siegler, TR., Perryman, M., Andrady, A., Narayan, R., Law, KL. 2015. *Plastic Waste Inputs from lLand into The Ocean*. Science. 347: 768-771
- Kamaruddin, S. Z., I, Rondonuwu, Sendi B., & Mabuaat, V. P. 2015. *Keragaman Lamun (Seagrass) di Pesisir Desa Lihunu Pulau Bangka Kecamatan Likupang Kabupaten Minahasa Utara, Sulawesi Utara*. Jurnal Online 5 (1): 20-24.
- Karlsson, T. 2015. *Can Microliter in Sediment and Biota Be Quantified? Method Development and Analysis of Microliter in Field Collected Biota and Sediment*. Master thesis. University of Amsterdam
- Katsanevakis, S. & A. Katsorou. 2004. *Influences on the Distribution of Marine Debris on The Seafloor of Shallow Coastal Areas in Greece (Eastern Mediterranean)*. Water, Air, and Soil Pollution, 30:1-13.
- KKP. 2019. *Teripang Hitam (Holothuria edulis)*. Tersedia: <http://bpsplpadang.kkp.go.id/>. (Diakses pada tanggal 22 Desember 2019).
- KKP. 2020. *Sampah Laut (Marine Debrish)*. Tersedia: <https://kkp.go.id/djprl/p4k/page/1994-sampah-laut-marine-debris>. (Diakses pada tanggal 25 Februari 2020)
- Litaay, M., Dody, P., Harald, A., & Amrullah., S. 2007. *Makrozoobenthos yang Berasosiasi Dengan Padang Lamun Diperairan Pulau Barrang Lompo, Makassar, Sulawesi Selatan*. Jurnal Ilmiah Nasional, 8(4): 299-305.

- Luhulima, Y. 2019. *Ekologi dan Asosiasi Teripang pada Ekosistem Lamun di Kabupaten Maluku Tengah Dan Kabupaten Seram Bagian Barat*. Sekolah Pasca Sarjana. IPB: Bogor.
- Lusher, A. L., Welden, N. A., Sobral, P., & Cole, M. 2016. *Sampling, Isolating, Identifying Microplastics Ingested by Fish and Invertebrates*. *Journal Analytical Methods*:1-33.
- Mandasari, Musdalifah AR. 2014. *Hubungan Kondisi Padang Lamun Dengan Sampah Laut Di Pulau Barrang Lompo*. Skripsi. Jurusan Ilmu Kelautan. Fakultas Ilmu Kelautan dan Perikanan. Universitas Hasanuddin: Makassar.
- Matom, Y., T. Isobe., H. Takada., H. Kahnehori., C. Ohtake., & O. Kaminuma. 2001. *Plastic Resin Pellets as a transport Medium for Toxic Chemicals in The Marine Environment*. *Environmental Science & Technology*, 35:318-324.
- McKenzie, L.J. & S.J. Campbell. 2002, *Manual for Community (citizen) Monitoring of Seagrass Habitat*, Western pacific Edition. Seagrass watch: 9.
- Miliou, A., M. Almeida., C. Maridakis. & R. Cox. 2016. *Assessment of Microplastic Fibre Contamination in The Eastern Aegean Sea, With the Use of Holothurians as indicator Species*. *Rapp. Comm. int. Mer Médit.*, 41: 232p.
- Nainggolan, P. 2011. *Distribusi Spasial dan Pengelolaan Lamun (Seagrass) Di Teluk Bakau, Kepulauan Riau*. Skripsi. IPB: Bogor.
- NOAA, "What is marine debris," *National Oceanic and Atmospheric Administration*, 2018. [Online]. Available: <https://marinedebris.noaa.gov/discover-issue>.
- Nor, N. H. M., & Obbard, J. P., 2014. *Microplastics in Singapore's Coastal Mangrove ecosystem*. *Marine Pollution Bulletin*, 79(1-2): 278-283.
- Oedjoe, M. D. Ratoe., & Eoh, C. B. 2015. *Keanekaragaman Timun Laut (Echinodermata: Holothuroidea) di Perairan Sabu Rajua, Kepulauan Sabu, Nusa Tenggara Timur*. *Jurnal Ilmu dan Teknologi Kelautan tropis*, 7(1): 309-320.
- Roberts, D. & Bryce, C. 1982. *Further Observation on Tentacular Feeding, Mechanism in Holothurian*. *J. Exp. Mar. Biol. Ecol*, 59:151-163.
- Rochman, C.M., Tahir, A., Baxa, D.V., Williams S., Werorilangi, S. & the, S.J. 2015. *Anthropogenic Debris in Seafood: Plastic Debris and Fiber from Textiles in Fish And shellfish Sold for Human Consumption*. *Sci.Report*5:10.
- Renzi, M. & Blašković, A. 2020. *Chemical fingerprint of plastic litter in sediments and holothurians from Croatia : Assessment & relation to different environmental factors*. *Journal : Marine Pollution Bulletin*,153 (2020) :1-9.
- Sari, Kuasa. 2018. *Keberadaan Mikroplastik Pada Hewan Filter Feeder di Padang Lamun Kepulauan Spermonde Kota Makassar*. Skripsi. Program Sarjana. Departemen Ilmu Kelautan. Fakultas Ilmu Kelautan dan Perikanan. Universitas Hasanuddin: Makassar.
- Sawalman, Rahmat. 2019. *Kelimpahan Mikroplastik Pada Bulu Babi (Diadema setosum dan Tripneustes gratilla) Di Area Padang Lamun Pulau BarrangLompo Makassar*. Skripsi. Program Sarjana. Departemen Ilmu Kelautan. Fakultas Ilmu Kelautan dan Perikanan. Universitas Hasanuddin: Makassar.

- Sayogo, B. H., M. P. Patria., & N. D. Takarina. 2020. *The Density of Microplastic in Sea Cucumber (Holothuria sp.) and Sediment at Tidung Besar and Bira Besar Island, Jakarta*. Journal of Physics: Conferemce Series,1524 012064: 1-6.
- Septian, M, F., Purba, P, N., Agung, K, U, M., Yuliadi, S, P, L., Akuan, F, L., & Mulyani, G, P., 2018. *Sebaran Spasial Mikroplastik, Di Sedimen Pantai Pangandaran, Jawa Bara*. Journal Geomaritim Indonesi, 1(1):1-8.
- Setyastusi, A., Wirawati, I, Permadi, S., & Vimono, I. B. 2019. *Teripang Indonesia: Jenis, Sebaran, dan Status Nilai Ekonomi*. PT. Media Sains Nasional: Jakarta.
- Sherrington, C., Darrah, C., Hann, S., Cole, G. & Corbin, M. 2016. *Study to Support the Development of Measures to Combat A Range of Marine Litter sources*. Report for European Commission DG Environment:432p.
- Slater MJ, Geffs AG, Sewell MA. 2011. Organically selective movement and deposit feeding in juvenile sea cucumber, *Australostichopus mollis* determined in situ and in the laboratory.
- Sugiyono. 2016. *Metode Penelitian Kuantitatif, Kualitatif dan R&D*. PT Alfabet.Bandung.
- Tahir, A., Samawi, M. F., Sari, K., Hidayat, R., Nimzet, R., Wicaksono, E. A., Asrul, L., & Werolangi, S. 2019. *Studies on Microplastic Contamination in Seagrass Beds at Spermonde Archipelago of Makassar Strait, Indonesia*. Journal of Physics: Conference Series, 1341 022008: 3-5p.
- Tahir, A., Soeprapto, D. A., Sari, K., Wicaksono, E. A., Asrul, L., & Werolangi, S. 2020. *Microplastic Assesment in Segras Ecosystem at Kodingareng Lompo Island of makassa city*. IOP Conference Series: Earth and Enviromental Science, 564 012032: 3-7p.
- UNEP. 2016. *Marine Plastic Debris and Microplastics Global Lessons and Research to Inspire Action and Guide Policy Change*. United Nations Environment Programme, Nairobi.
- Victoria, A. V. 2017. *Kontaminasi Mikroplastik di Perairan Tawar*. Institut Teknologi Bandung. (Online) di akses: <https://www.researchgate.net/publication/312159424>.
- Verschoor, A. 2014. *Quick Scan and Prioritization of Microplastic Sources and Emissions*. National Institute for Public Health and The Environment. RIVM Letter report 2014-0156: 44p.
- Williamson, Alyssa. 2015. *The Effect of Microplastic on Marine Biota: Biomagnification on a Global Scale*. Mount Saint Vincent University: Canada
- WoRMS [World Register of Marine Species]. 2019. *Marine Species*. Tersedia: <http://www.marinespecies.org/>. (Diakses pada 22 Desember 2019).
- Zamora. LN, & Jeffs, AG. 2011. *Feeding, selection, digestion and absorption of the organic matter from mussel waste by juveniles of the deposit-feeding sea cucumber, Australostichopus mollis*.

LAMPIRAN

Lampiran 1. Spesies teripang yang ditemukan di area padang lamun




Gambar 12. a) *Holothuria leucospilota*, b) *H. impatiens*, c) *H. hilla*, d) *Stichopus quadritis*, e) *Holothuria* sp., f) *Holothuria leucospilota*, g) *Holothuria lessoni*, dan h) *Bohadschia vitiensis*

Lampiran 2. Pengambilan sampel teripang dan sedimen



Gambar 13. pengambilan sampel a) teripang dan b) sedimen

Lampiran 3. Pengukuran morfometrik teripang



Gambar 14. a) menimbang berat massa viseral teripang, b) menimbang bobot teripang, dan c) mengukur panjang teripang

Lampiran 4. Proses preparasi sampel teripang



Gambar 15. Proses pembelahan teripang untuk mengambil massa viseral.

Lampiran 5. Penambahan Larutan KOH 10% pada sampel teripang



Gambar 16. Pemberian Larutan KOH 10% untuk massa viseral sampel teripang


Lampiran 6. Foto kelompok



Gambar 17. foto kelompok setelah pengambilan sampel pada malam hari

Analisis di Laboratorium


Lampiran 7. Pembuatan larutan NaCl dan KOH 10%



a



b



c



d

Gambar 18. a dan b) pembuatan larutan NaCl , c dan d) pembuatan Larutan KOH 10%

Lampiran 8. Preparasi sedimen



a



b



c



d

Gambar 19. a) sampel sedimen di oven dengan suhu 60 derajat celcius, b) melakukan pengayakan sedimen, c) menambahkan larutan NaCl ke dalam sampel sedimen, dan d) melakukan pengadukan pada sampel sedimen dan larutan NaCl

Lampiran 9. metode separasi densitas



a

b

c

Gambar 20. a) menuang sedimen yang telah diberikan larutan NaCl ke dalam pompa vacum, b) proses penyaringan, dan c) hasil penyaringan sampel sedimen yang telah diberi larutan NaCl.

Lampiran 10. Pengamatan mikroplastik



Gambar 21. Pengamatan karakteristik mikroplastik pada sampel teripang dan sedimen dengan metode *visual identification*.

Lampiran 11. Morfometrik teripang di Pulau Barrangcaddi

No.	Spesies	Panjang (cm)	Lebar (cm)	Bobot tubuh (gr)	Berat Massa Viseral (gr)
1	<i>Holothuria hilla</i>	32	6,5	312	182
2	<i>Holothuria hilla</i>	10	3	29	10
3	<i>Holothuria hilla</i>	7	3	42	20
4	<i>Holothuria hilla</i>	19.4	3,2	122	56
5	<i>Holothuria hilla</i>	20.5	3,5	84	52
6	<i>Holothuria hilla</i>	29	4	286	60
7	<i>Holothuria impatiens</i>	15.8	2,4	86	34
8	<i>Holothuria leucospilota</i>	17	6	87	40
9	<i>Holothuria leucospilota</i>	24.3	2,1	95	60
10	<i>Holothuria leucospilota</i>	10.5	4,1	64	28
11	<i>Holothuria leucospilota</i>	14.5	5	100	54

Lampiran 12. Morfometrik teripang di Pulau Kodingarenglombo

No.	Spesies	Panjang (cm)	Lebar (cm)	Bobot tubuh (gr)	Berat Massa Viseral (gr)
1	<i>Holothuria leucospilota</i>	15,4	4	86	76
2	<i>Holothuria leucospilota</i>	17,2	5	146	120
3	<i>Holothuria leucospilota</i>	17,5	5	154	123
4	<i>Holothuria leucospilota</i>	19,8	4,9	164	128
5	<i>Holothuria leucospilota</i>	16,5	3	112	93
6	<i>Holothuria leucospilota</i>	9,9	4,5	86	76
7	<i>Holothuria leucospilota</i>	12	4,5	117	94
8	<i>Holothuria leucospilota</i>	24	4,3	162	142
9	<i>Holothuria leucospilota</i>	20	3,5	136	83

Lampiran 12. (Lanjutan)

No.	Spesies	Panjang (cm)	Lebar (cm)	Bobot tubuh gram)	Berat Massa Viseral (gr)
10	<i>Holothuria leucospilota</i>	11,5	3,5	75	134
11	<i>Holothuria leucospilota</i>	19,5	3,5	127	135
12	<i>Holothuria leucospilota</i>	17,5	5	160	102
13	<i>Holothuria impatiens</i>	14,2	3	74	70
14	<i>Holothuria lessoni</i>	11,2	4	130	104

Lampiran 13. Morfometrik Teripang di Pulau Barranglombo

No.	Spesies	Panjang (cm)	Lebar (cm)	Bobot tubuh (gr)	Berat Massa Viseral (gr)
1	<i>Holothuria atra</i>	9,3	3,5	62	33
2	<i>Holothuria leucospilota</i>	21	6	210	67
3	<i>Stichopus quadritus</i>	7,5	2,5	19	6
4	<i>Stichopus quadritus</i>	6,4	2,4	16	6
5	<i>Stichopus quadritus</i>	10,5	3,5	44	19
6	<i>Stichopus quadritus</i>	8,4	2,5	20	5
7	<i>Stichopus quadritus</i>	14,3	3	51	18
8	<i>Stichopus quadritus</i>	12	2	28	10
9	<i>Stichopus quadritus</i>	8,3	3	29	9
10	<i>Stichopus quadritus</i>	11,3	3,3	44	16
11	<i>Stichopus quadritus</i>	10,5	3,2	59	25
12	<i>Stichopus quadritus</i>	12,4	3,6	60	33
13	<i>Stichopus quadritus</i>	6,9	1,5	20	7
14	<i>Stichopus quadritus</i>	7,8	3,5	19	9
15	<i>Holothuria sp.</i>	8,7	1,5	22	10

Lampiran 14. Data kelimpahan mikroplastik pada teripang di Pulau Barrangcaddi.

No.	Spesies	Karakteristik Mikroplastik			Perbesaran Lensa	Jumlah	Σ MP
		Panjang (mm)	Warna	Bentuk			
1	<i>Holothuria hilla</i>	0,6	biru	<i>line</i>	45	1	6
		0,839	biru	<i>line</i>	45	1	
		0,365	merah	<i>line</i>	45	1	
		0,174	biru	<i>line</i>	45	1	
		1,354	biru	<i>line</i>	45	1	
		0,437	biru	<i>line</i>	45	1	
2	<i>Holothuria hilla</i>	1,827	biru	<i>line</i>	45	1	12
		1,746	merah	<i>line</i>	45	1	
		0,846	biru	<i>line</i>	45	1	
		1,029	biru	<i>line</i>	45	1	
		0,674	biru	<i>line</i>	45	1	
		0,66	biru	<i>line</i>	45	1	
		0,421	biru	<i>line</i>	45	1	
		1,346	biru	<i>line</i>	45	1	
		0,199	biru		45	1	
		0,182	biru	<i>line</i>	45	1	
		1,798	biru	<i>line</i>	45	1	
		0,668	biru	<i>line</i>	45	1	
		3	<i>Holothuria leucospilota</i>	0,842	biru	<i>line</i>	
0,451	biru				45	1	
1,591	biru			<i>line</i>	45	1	
1,287	biru			<i>line</i>	45	1	
2,739	merah			<i>line</i>	45	1	
1959	biru			<i>line</i>	45	1	
2,78	biru			<i>line</i>	45	1	
3,01	merah			<i>line</i>	45	1	
2,348	merah			<i>line</i>	45	1	
4,596	merah			<i>line</i>	45	1	
2,888	merah			<i>line</i>	45	1	
3,105	merah			<i>line</i>	45	1	
2,213	merah			<i>line</i>	45	1	
3,934	merah			<i>line</i>	45	1	
2,664	merah			<i>line</i>	45	1	
2,456	biru	<i>line</i>	45	1			
0,703	biru	<i>line</i>	45	1			

Lampiran 14. (Lanjutan)

No.	Spesies	Karakteristik Mikroplastik			Perbesaran Lensa	Jumlah	Σ MP
		Panjang (mm)	Warna	Bentuk			
4	<i>Holothuria leucospilota</i>	1,12	biru	line	45	1	25
		1,586	biru	line	45	1	
		4,527	biru	line	45	1	
		2,863	biru	line	45	1	
		1,486	merah	line	45	1	
		1,028	biru	line	45	1	
		3,265	merah	line	45	1	
		1,117	merah	line	45	1	
		1,510	merah	line	45	1	
		2,706	merah	line	45	1	
		3,196	merah	line	45	1	
		0,704	merah	line	45	1	
		3,384	merah	line	45	1	
		1,56	merah	line	45	1	
		1,558	biru	line	45	1	
		1,544	biru	line	45	1	
		1,579	biru	line	45	1	
		4,463	merah	line	45	1	
		4,953	merah	line	45	1	
		0,802	biru	line	45	1	
		0,803	biru	line	45	1	
		4,733	merah	line	45	1	
		0,615	biru	line	45	1	
		2,48	biru	line	45	1	
		3,876	merah	line	45	1	
2,285	merah	line	45	1			
1,473	merah	line	45	1			
5	<i>Holothuria hilla</i>	1,069	biru	line	45	1	18
		0,587	biru	line	45	1	
		1,23	merah	line	45	1	
		0,36	merah	line	45	1	
		0,853	biru	line	45	1	
		0,48	biru	line	45	1	
		3,467	biru	line	45	1	
		3,064	biru	line	45	1	
		2,457	biru	line	45	1	
		1,006	biru	line	45	1	
		0,789	biru	line	45	1	

Lampiran 14. (Lanjutan)

No.	Spesies	Karakteristik Mikroplastik			Perbesaran Lensa	Jumlah	Σ MP
		Panjang (mm)	Warna	Bentuk			
6	<i>Holothuria leucospilota</i>	1,798	biru	<i>line</i>	45	1	25
		0,517	biru	<i>line</i>	45	1	
		0,919	biru	<i>line</i>	45	1	
		2,503	biru	<i>line</i>	45	1	
		2,204	biru	<i>line</i>	45	1	
		1,72	biru	<i>line</i>	45	1	
		0,796	biru	<i>line</i>	45	1	
		0,703	biru	<i>line</i>	45	1	
		0,889	biru	<i>line</i>	45	1	
		0,881	biru	<i>line</i>	45	2	
		1,975	biru	<i>line</i>	45	1	
		1,021	biru	<i>line</i>	45	1	
		0,271	biru	<i>line</i>	45	1	
		0,948	biru	<i>line</i>	45	1	
		0,488	biru	<i>line</i>	45	1	
		0,525	biru	<i>line</i>	45	1	
		0,888	biru	<i>line</i>	45	1	
		1,949	biru	<i>line</i>	45	1	
		1,193	biru	<i>line</i>	45	1	
		0,863	biru	<i>line</i>	45	1	
		1,17	merah	<i>line</i>	45	1	
		3,364	merah	<i>line</i>	45	1	
		4,787	merah	<i>line</i>	45	1	
		2,069	biru	<i>line</i>	45	1	
		4,164	merah	<i>line</i>	45	1	
0,345	biru	<i>line</i>	45	1			
0,902	biru	<i>line</i>	45	1			
0,367	biru	<i>line</i>	45	1			
3,462	merah	<i>line</i>	45	1			
2,488	biru	<i>line</i>	45	1			
1,215	biru	<i>line</i>	45	1			
4,056	merah	<i>line</i>	45	1			
7	<i>Holothurian impatiens</i>	2,085	biru	<i>line</i>	45	1	24
		3,328	biru	<i>line</i>	45	1	
		1,277	biru	<i>line</i>	45	1	

Lampiran 14. (Lanjutan)

No.	Spesies	Karakteristik Mikroplastik			Perbesaran Lensa	Jumlah	Σ MP
		Panjang (mm)	Warna	Bentuk			
		1,359	biru	<i>line</i>	45	1	
		0,589	biru	<i>line</i>	45	1	
		0,701	biru	<i>line</i>	45	1	
		0,329	biru	<i>line</i>	45	1	
		0,248	biru	<i>line</i>	45	1	
		1,085	biru	<i>line</i>	45	1	
		0,738	biru	<i>line</i>	45	1	
		1,2	biru	<i>line</i>	45	1	
		2,584	biru	<i>line</i>	45	1	
		2,46	biru	<i>line</i>	45	1	
		0,952	biru	<i>line</i>	45	1	
		1,541	biru	<i>line</i>	45	1	
		0,786	biru	<i>line</i>	45	1	
		1,088	biru	<i>line</i>	45	1	
		0,371	biru	<i>line</i>	45	1	
		1,072	biru	<i>line</i>	45	1	
		0,943	biru	<i>line</i>	45	1	
		1,06	biru	<i>line</i>	45	2	
		2,058	biru	<i>line</i>	45	1	
		0,914	merah	<i>line</i>	45	1	
		0,838	merah	<i>line</i>	45	1	
8	<i>Holothuria leucospilota</i>	1,135	biru	<i>line</i>	45	1	7
		0,925	biru	<i>line</i>	45	1	
		3,339	biru	<i>line</i>	45	1	
		0,293	biru	<i>line</i>	45	1	
		0,681	bening	<i>line</i>	45	1	
		1,589	bening	<i>line</i>	45	1	
		0,68	biru	<i>line</i>	45	1	
9	<i>Holothuria coiuber</i>	1,738	merah	<i>line</i>	45	1	9
		1,057	biru	<i>line</i>	45	1	
		0,251	biru	<i>line</i>	45	1	
		1,657	biru	<i>line</i>	45	1	
		0,29	biru	<i>line</i>	45	1	
		0,236	biru	<i>line</i>	45	1	
		1,068	biru	<i>line</i>	45	1	

Lampiran 14. (Lanjutan)

No.	Spesies	Karakteristik Mikroplastik			Perbesaran Lensa	Jumlah	Σ MP
		Panjang (mm)	Warna	Bentuk			
		2,157	biru	line	45	1	
10	<i>Holothuria hilla</i>	1,64	biru	line	45	1	20
		4,296	merah	line	45	1	
		3,203	hitam	line	45	1	
		1,293	merah	line	45	1	
		1,394	biru	line	45	1	
		0,725	biru	line	45	1	
		2,751	biru	line	45	1	
		0,27	merah	line	45	1	
		1,09	biru	line	45	1	
		2,065	biru	line	45	1	
		1,467	biru	line	45	1	
		1,127	biru	line	45	1	
		1,044	biru	line	45	1	
		2,317	biru	line	45	1	
		0,814	biru	line	45	1	
		0,782	biru	line	45	1	
		3,414	bening	line	45	1	
		0,568	biru	line	45	1	
		1,553	biru	line	45	1	
		0,728	biru	line	45	1	
11	<i>Holothuria hilla</i>	0,368	biru	line	45	1	22
		0,804	merah	line	45	1	
		1,699	biru	line	45	1	
		1,715	biru	line	45	1	
		1,127	biru	line	45	1	
		0,412	biru	line	45	1	
		0,83	biru	line	45	2	
		1,311	biru	line	45	1	
		0,704	biru	line	45	1	
		4,556	merah	line	45	1	
		2,047	biru	line	45	1	
		1,603	biru	line	45	1	
		1,349	biru	line	45	1	
		1,168	biru	line	45	1	
		1,322	biru	line	45	1	
		1,129	biru	line	45	1	

Lampiran 14. (Lanjutan)

No.	Spesies	Karakteristik Mikroplastik			Perbesaran Lensa	Jumlah	Σ MP
		Panjang (mm)	Warna	Bentuk			
		0,563	bening	<i>line</i>	45	1	
		0,609	biru	<i>line</i>	45	1	
		0,943	bening	<i>line</i>	45	1	
		1,334	biru	<i>line</i>	45	1	
		3,081	biru	<i>line</i>	45	1	
		0,325	biru	<i>line</i>	45	1	

Lampiran 15. Data Kelimpahan Mikroplastik pada Teripang di Pulau Kodingarenglombo.

No,	Spesies	Karakteristik Mikroplastik			Perbesaran Lensa	Jumlah	Σ MP
		Panjang (mm)	Warna	Bentuk			
1	<i>Holothuria leucospilota</i>	0,547	bening	line	45	1	17
		0,373	merah	line	45	1	
		0,226	merah	line	45	1	
		1,573	biru	line	45	1	
		0,299	merah	line	45	1	
		0,380	merah	line	45	1	
		1,190	biru	line	45	1	
		0,782	biru	line	45	1	
		0,271	biru	line	45	1	
		0,642	biru	line	45	1	
		0,565	biru	line	45	1	
		0,358	biru	line	45	1	
		2,027	merah	line	45	1	
		0,057	biru	line	45	1	
		0,565	biru	line	45	1	
0,131	merah	line	45	1			
1,555	biru	line	45	1			
2	<i>Holothuria impatiens</i>	1,574	biru	line	45	1	17
		0,081	biru	line	45	1	
		0,768	biru	line	45	1	
		2,262	biru	line	45	1	
		0,393	biru	line	45	1	
		0,872	biru	line	45	1	
		0,607	biru	line	45	1	
		1,435	biru	line	45	1	
		1,023	biru	line	45	1	
		0,248	biru	line	45	1	
		1,483	biru	line	45	1	
		0,161	biru	line	45	1	
		0,221	biru	line	45	1	
		1,074	biru	line	45	1	
		1,446	biru	line	45	1	
1,186	biru	line	45	1			

Lampiran 15. (Lanjutan)

No,	Spesies	Karakteristik Mikroplastik			Perbesaran Lensa	Jumlah	Σ MP
		Panjang (mm)	Warna	Bentuk			
3	<i>Holothuria leucospilota</i>	1,272	biru	<i>line</i>	45	1	5
		0,414	biru	<i>line</i>	45	1	
		1,294	biru	<i>line</i>	45	1	
		0,522	biru	<i>line</i>	45	1	
		0,530	biru	<i>line</i>	45	1	
		0,224	biru	<i>line</i>	45	1	
4	<i>Holothuria leucospilota</i>	1,062	biru	<i>line</i>	45	1	19
		0,849	biru	<i>line</i>	45	1	
		0,266	biru	<i>line</i>	45	1	
		0,610	merah	<i>line</i>	45	1	
		1,553	biru	<i>line</i>	45	1	
		0,911	biru	<i>line</i>	45	1	
		1,469	biru	<i>line</i>	45	1	
		0,718	biru	<i>line</i>	45	1	
		0,755	biru	<i>line</i>	45	1	
		0,579	biru	<i>line</i>	45	1	
		1,131	biru	<i>line</i>	45	1	
		1,429	biru	<i>line</i>	45	1	
		0,396	merah	<i>line</i>	45	1	
		1,874	biru	<i>line</i>	45	1	
		1,079	merah	<i>line</i>	45	1	
		0,629	biru	<i>line</i>	45	1	
		1,839	merah	<i>line</i>	45	1	
1,035	biru	<i>line</i>	45	1			
1,318	biru	<i>line</i>	45	1			
5	<i>Holothuria leucospilota</i>	2,544	biru	<i>line</i>	45	1	4
		1,004	biru	<i>line</i>	45	1	
		0,942	biru	<i>line</i>	45	1	
		2,438	biru	<i>line</i>	45	1	
6	<i>Holothuria leucospilota</i>	0,151	biru	<i>line</i>	45	1	4
		0,625	biru	<i>line</i>	45	1	
		0,311	biru	<i>line</i>	45	1	

Lampiran 15. (Lanjutan)

No,	Spesies	Karakteristik Mikroplastik			Perbesaran Lensa	Jumlah	Σ MP
		Panjang (mm)	Warna	Bentuk			
	<i>Holothuria leucospilota</i>	0,649	biru	<i>line</i>	45	1	
7	<i>Holothuria leucospilota</i>	0,141	biru	<i>line</i>	45	1	3
		2,228	biru	<i>line</i>	45	1	
		0,695	biru	<i>line</i>	45	1	
8	<i>Holothuria leucospilota</i>	1,724	biru	<i>line</i>	45	1	5
		2,299	biru	<i>line</i>	45	1	
		2,914	biru	<i>line</i>	45	1	
		1,643	biru	<i>line</i>	45	1	
		0,333	biru	<i>line</i>	45	1	
9	<i>Holothuria lessoni</i>	0,254	biru	<i>line</i>	45	1	23
		2,093	biru	<i>line</i>	45	1	
		0,441	biru	<i>line</i>	45	1	
		0,570	biru	<i>line</i>	45	1	
		0,626	biru	<i>line</i>	45	1	
		0,790	biru	<i>line</i>	45	1	
		0,986	biru	<i>line</i>	45	1	
		0,787	biru	<i>line</i>	45	1	
		1,787	biru	<i>line</i>	45	1	
		2,322	biru	<i>line</i>	45	1	
		0,684	biru	<i>line</i>	45	1	
		0,316	biru	<i>line</i>	45	1	
		0,493	biru	<i>line</i>	45	1	
		0,386	biru	<i>line</i>	45	1	
		1,710	biru	<i>line</i>	45	1	
		0,745	biru	<i>line</i>	45	1	
		2,286	biru	<i>line</i>	45	1	
		0,222	biru	<i>line</i>	45	1	
		3,523	biru	<i>line</i>	45	1	
		0,456	biru	<i>line</i>	45	1	
		0,488	biru	<i>line</i>	45	1	
		0,618	biru	<i>line</i>	45	1	
		1,872	biru	<i>line</i>	45	1	
10	<i>Holothuria leucospilota</i>	1,070	biru	<i>line</i>	45	1	17

Lampiran 15. (Lanjutan)

No,	Spesies	Karakteristik Mikroplastik			Perbesaran Lensa	Jumlah	Σ MP
		Panjang (mm)	Warna	Bentuk			
	<i>Holothuria leucospilota</i>	0,695	biru	<i>line</i>	45	1	
		2,785	biru	<i>line</i>	45	1	
		0,785	biru	<i>line</i>	45	1	
		0,526	biru	<i>line</i>	45	1	
		0,440	biru	<i>line</i>	45	1	
		0,662	biru	<i>line</i>	45	1	
		1,221	biru	<i>line</i>	45	1	
		0,551	biru	<i>line</i>	45	1	
		1,690	biru	<i>line</i>	45	1	
		0,565	biru	<i>line</i>	45	1	
		2,250	biru	<i>line</i>	45	1	
		0,760	biru	<i>line</i>	45	1	
		0,216	biru	<i>line</i>	45	1	
		1,786	biru	<i>line</i>	45	1	
		0,266	biru	<i>line</i>	45	1	
	0,654	biru	<i>line</i>	45	1		
11	<i>Holothuria leucospilota</i>	2,837	biru	<i>line</i>	45	1	8
		0,797	biru	<i>line</i>	45	1	
		0,191	biru	<i>line</i>	45	1	
		0,833	biru	<i>line</i>	45	1	
		1,453	biru	<i>line</i>	45	1	
		1,051	biru	<i>line</i>	45	1	
		1,427	biru	<i>line</i>	45	1	
		3,637	biru	<i>line</i>	45	1	
12	<i>Holothuria leucospilota</i>	2,895	biru	<i>line</i>	45	1	10
		0,704	biru	<i>line</i>	45	1	
		0,842	biru	<i>line</i>	45	1	
		1,049	biru	<i>line</i>	45	1	
		1,010	biru	<i>line</i>	45	1	
		2,157	biru	<i>line</i>	45	1	
		1,469	biru	<i>line</i>	45	1	
		1,281	biru	<i>line</i>	45	1	
		1,008	biru	<i>line</i>	45	1	
	0,860	biru	<i>line</i>	45	1		

Lampiran 15. (Lanjutan)

No,	Spesies	Karakteristik Mikroplastik			Perbesaran Lensa	Jumlah	Σ MP
		Panjang (mm)	Warna	Bentuk			
13	<i>Holothuria leucospilota</i>	2,946	biru	<i>line</i>	45	1	8
		3,198	biru	<i>line</i>	45	1	
		0,834	biru	<i>line</i>	45	1	
		1,937	biru	<i>line</i>	45	1	
		0,213	biru	<i>line</i>	45	1	
		0,278	biru	<i>line</i>	45	1	
		0,939	biru	<i>line</i>	45	1	
		0,618	biru	<i>line</i>	45	1	
14	<i>Holothuria leucospilota</i>	2,002	biru	<i>line</i>	45	1	11
		1,814	biru	<i>line</i>	45	1	
		2,496	biru	<i>line</i>	45	1	
		0,472	biru	<i>line</i>	45	1	
		0,672	biru	<i>line</i>	45	1	
		0,580	biru	<i>line</i>	45	1	
		0,250	biru	<i>line</i>	45	1	
		0,908	biru	<i>line</i>	45	1	
		0,108	biru	<i>line</i>	45	1	
		2,636	biru	<i>line</i>	45	1	
		0,606	biru	<i>line</i>	45	1	

Lampiran 16. Data Kelimpahan Mikroplastik pada Teripang di Pulau Barranglombo

No,	Spesies	Karakteristik Mikroplastik			Perbesaran Lensa	Jumlah	Σ MP
		Panjang (mm)	Warna	Bentuk			
1	<i>Stichopus quadritis</i>	2,331	biru	line	45	1	9
		1,394	biru	line	45	1	
		1,850	merah	line	45	1	
		0,914	biru	line	45	1	
		2,104	biru	line	45	1	
		0,820	biru	line	45	1	
		1,648	biru	line	45	1	
		1,688	biru	line	45	1	
		0,747	biru	line	45	1	
2	<i>Stichopus quadritis</i>	0,318	biru	line	45	1	5
		0,163	biru	line	45	1	
		2,389	biru	line	45	1	
		0,274	biru	line	45	1	
		0,681	biru	line	45	1	
3	<i>Stichopus quadritis</i>	1,599	biru	line	45	1	6
		1,139	biru	line	45	1	
		1,297	biru	line	45	1	
		0,501		line	45	1	
		5,026	biru	line	45	1	
		2,041	bening	line	45	1	
4	<i>Stichopus quadritis</i>	3,287	biru	line	45	1	13
		1,394	biru	line	45	1	
		0,288	biru	line	45	1	
		0,494	biru	line	45	1	
		3,888	bening	line	45	1	
		1,016	biru	line	45	1	
		0,544	biru	line	45	1	
		1,580	bening	line	45	1	
		0,625	biru	line	45	1	
		1,927	biru	line	45	1	
		2,887	biru	line	45	1	
		1,389	biru	line	45	1	
		3,961	biru	line	45	1	

Lampiran 16. (Lanjutan)

No,	Spesies	Karakteristik Mikroplastik			Perbesaran Lensa	Jumlah	Σ MP
		Panjang (mm)	Warna	Bentuk			
5	<i>Stichopus quadritus</i>	0,621	biru	<i>line</i>	45	1	10
		0,594	biru	<i>line</i>	45	1	
		1,295	bening	<i>line</i>	45	1	
		0,397	biru	<i>line</i>	45	1	
		0,568	biru	<i>line</i>	45	1	
		1,380	biru	<i>line</i>	45	1	
		2,406	biru	<i>line</i>	45	1	
		0,625	bening	<i>line</i>	45	1	
		1,314	biru	<i>line</i>	45	1	
		0,542	biru	<i>line</i>	45	1	
6	<i>Bohadschia vitiensis</i>	4,319	biru	<i>line</i>	45	1	12
		1,304	biru	<i>line</i>	45	1	
		0,863	biru	<i>line</i>	45	1	
		0,386	biru	<i>line</i>	45	1	
		1,286	bening	<i>line</i>	45	1	
		1,833	biru	<i>line</i>	45	1	
		3,222	biru	<i>line</i>	45	1	
		1,952	biru	<i>line</i>	45	1	
		1,128	biru	<i>line</i>	45	1	
		0,645	bening	<i>line</i>	45	1	
		1,403	biru	<i>line</i>	45	1	
0,195	biru	<i>line</i>	45	1			
7	<i>Stichopus quadritus</i>	0,758	biru	<i>line</i>	45	1	9
		0,696	biru	<i>line</i>	45	1	
		0,499	biru	<i>line</i>	45	1	
		0,203	biru	<i>line</i>	45	1	
		0,868	biru	<i>line</i>	45	1	
		1,067	merah	<i>line</i>	45	1	
		2,421	biru	<i>line</i>	45	1	
		0,767	biru	<i>line</i>	45	1	
		2,309	biru	<i>line</i>	45	1	
8	<i>Stichopus quadritus</i>	0,445	biru	<i>line</i>	45	1	14
		0,634	biru	<i>line</i>	45	1	

Lampiran 16. (Lanjutan)

No,	Spesies	Karakteristik Mikroplastik			Perbesaran Lensa	Jumlah	Σ MP
		Panjang (mm)	Warna	Bentuk			
	<i>Stichopus quadritis</i>	0,500	biru	<i>line</i>	45	1	
		4,340	biru	<i>line</i>	45	1	
		1,247	biru	<i>line</i>	45	1	
		1,262	biru	<i>line</i>	45	1	
		0,439	biru	<i>line</i>	45	1	
		1,102	biru	<i>line</i>	45	1	
		1,530	bening	<i>line</i>	45	1	
		0,987	bening	<i>line</i>	45	1	
		0,637	bening	<i>line</i>	45	1	
		0,239	biru	<i>line</i>	45	1	
		2,556		<i>line</i>	45	1	
		0,926	merah	<i>line</i>	45	1	
9	<i>Stichopus quadritis</i>	1,691	biru	<i>line</i>	45	1	6
		1,507	biru	<i>line</i>	45	1	
		0,595	biru	<i>line</i>	45	1	
		4,179	biru	<i>line</i>	45	1	
		0,673	biru	<i>line</i>	45	1	
		0,195	biru	<i>line</i>	45	1	
10	<i>Holothuria leucospilota</i>	0,604	biru	<i>line</i>	45	1	22
		0,060	biru	<i>line</i>	45	1	
		0,537	biru	<i>line</i>	45	1	
		2,510	biru	<i>line</i>	45	1	
		1,920	biru	<i>line</i>	45	1	
		0,323	merah	<i>line</i>	45	1	
		0,112	merah	<i>line</i>	45	1	
		1,120	bening	<i>line</i>	45	1	
		0,756	biru	<i>line</i>	45	1	
		1,644	merah	<i>line</i>	45	1	
		1,502	biru	<i>line</i>	45	1	
		0,397	biru	<i>line</i>	45	1	
		0,916	biru	<i>line</i>	45	1	
		0,361	biru	<i>line</i>	45	1	
		0,152	biru	<i>line</i>	45	1	
	0,352	biru	<i>line</i>	45	1		

Lampiran 16. (Lanjutan)

No,	Spesies	Karakteristik Mikroplastik			Perbesaran Lensa	Jumlah	Σ MP
		Panjang (mm)	Warna	Bentuk			
		0,178	biru	<i>line</i>	45	1	
		1,905	bening	<i>line</i>	45	1	
		1,946	bening	<i>line</i>	45	1	
		1,363	biru	<i>line</i>	45	1	
		0,746	biru	<i>line</i>	45	1	
		0,180	biru	<i>fragment</i>	45	1	
11	<i>Stichopus quadritus</i>	0,900	biru	<i>line</i>	45	1	8
		1,042	biru	<i>line</i>	45	1	
		0,344	merah	<i>line</i>	45	1	
		1,480	biru	<i>line</i>	45	1	
		0,140	biru	<i>line</i>	45	1	
		1,557	biru	<i>line</i>	45	1	
		1,305	biru	<i>line</i>	45	1	
		0,257	biru	<i>line</i>	45	1	
12	<i>Stichopus quadritus</i>	0,085	biru	<i>fragment</i>	45	1	15
		0,619	biru	<i>line</i>	45	1	
		0,972	biru	<i>line</i>	45	1	
		3,096	biru	<i>line</i>	45	1	
		0,526	merah	<i>line</i>	45	1	
		0,748	biru	<i>line</i>	45	1	
		1,207	bening	<i>line</i>	45	1	
		3,153	biru	<i>line</i>	45	1	
		1,760	biru	<i>line</i>	45	1	
		0,346	merah	<i>line</i>	45	1	
		0,692	biru	<i>line</i>	45	1	
		1,590	biru	<i>line</i>	45	1	
		0,399	merah	<i>line</i>	45	1	
		1,285	biru	<i>line</i>	45	1	
		0,608	biru	<i>line</i>	45	1	
13	<i>Stichopus quadritus</i>	2,018	bening	<i>line</i>	45	1	12
		2,181	bening	<i>line</i>	45	1	
		0,459	biru	<i>line</i>	45	1	
		0,112	biru	<i>line</i>	45	1	

Lampiran 16. (Lanjutan)

No,	Spesies	Karakteristik Mikroplastik			Perbesaran Lensa	Jumlah	Σ MP
		Panjang (mm)	Warna	Bentuk			
	<i>Stichopus quadritus</i>	0,159	biru	<i>line</i>	45	1	
		0,846	biru	<i>line</i>	45	1	
		0,945	biru	<i>line</i>	45	1	
		0,283	biru	<i>line</i>	45	1	
		0,513	biru	<i>line</i>	45	1	
		1,327	biru	<i>line</i>	45	1	
		0,602	biru	<i>line</i>	45	1	
		2,997	biru	<i>line</i>	45	1	
14	<i>Stichopus quadritus</i>	0,872	biru	<i>line</i>	45	1	10
		1,814	biru	<i>line</i>	45	1	
		0,839	merah	<i>line</i>	45	1	
		0,284	merah	<i>line</i>	45	1	
		1,035	biru	<i>line</i>	45	1	
		1,411	biru	<i>line</i>	45	1	
		3,072	biru	<i>line</i>	45	1	
		1,182	biru	<i>line</i>	45	1	
		2,084	biru	<i>line</i>	45	1	
	0,423	biru	<i>fragment</i>	45	1		
15	<i>Stichopus quadritus</i>	1,602	biru	<i>line</i>	45	1	4
		0,981	bening	<i>line</i>	45	1	
		0,131	biru	<i>line</i>	45	1	
		3,695	biru	<i>line</i>	45	1	

Lampiran 17. Kelimpahan mikroplastik pada teripang di Pulau Barrangcaddi

Spesies	Jumlah	Kelimpahan (MP/Ind)
<i>Holothuria hilla</i>	102	17
<i>Holothuria leucospilota</i>	78	19,5
<i>Holothuria impatiens</i>	7	7

Lampiran 18. Kelimpahan mikroplastik pada teripang di Pulau Kodingarenglombo

Spesies	Jumlah	Kelimpahan (MP/Ind)
<i>Holothuria leucospilota</i>	111	9,25
<i>Holothuria impatiens</i>	17	17
<i>Holothuria lessoni</i>	23	23

Lampiran 19. Kelimpahan mikroplastik pada teripang di Pulau Barranglombo

Spesies	Jumlah	Kelimpahan (MP/Ind)
<i>Bohadschia vitiensis</i>	12	12
<i>Holothuria leucospilota</i>	22	22
<i>Stichopus quadritis</i>	115	9,6
<i>Holothuria sp.</i>	6	6

Lampiran 20. Data kelimpahan mikroplastik pada sedimen di Pulau Barrangcaddi

No	Kode Sampel	Karakteristik Mikroplastik			Perbesaran Lensa	Jumlah	Σ MP
		Panjang g (mm)	Warna	Bentuk			
1	Barrangcaddi sedimen1	2,015	biru	<i>line</i>	45	1	6
		0,785	biru	<i>line</i>	45	1	
		2,923	biru	<i>line</i>	45	1	
		1,038	biru	<i>line</i>	45	1	
		1,099	merah	<i>line</i>	45	1	
		0,575	hitam	<i>line</i>	45	1	
2	Barrangcaddi sedimen 2	4,184	biru	<i>line</i>	45	1	5
		0,857	biru	<i>line</i>	45	1	
		3,407	biru	<i>line</i>	45	1	
		1,428	biru	<i>line</i>	45	1	
		1,131	biru	<i>line</i>	45	1	
		1,818	merah	<i>line</i>	45	1	
3	Barrangcaddi sedimen 3	1,166	bening	<i>line</i>	45	1	7
		1,926	biru	<i>line</i>	45	1	
		2,289	biru	<i>line</i>	45	1	
		0,953	biru	<i>line</i>	45	1	
		2,419	bening	<i>line</i>	45	1	
		0,932	hitam	<i>line</i>	45	1	

Lampiran 21. Data kelimpahan mikroplastik pada sedimen di Pulau Kodingarenglombo

No,	Kode Sampel	Karakteristik Mikroplastik			Perbesaran Lensa	Jumlah	Σ MP
		Panjang g (mm)	Warna	Bentuk			
1	Kodingarenglombo sedimen 1	0,837	biru	<i>line</i>	45	1	5
		0,193	biru	<i>line</i>	45	1	
		0,433	biru	<i>line</i>	45	1	
		1,877	biru	<i>line</i>	45	1	
		0,447	biru	<i>line</i>	45	1	
2	Kodingarenglombo sedimen 2	1,069	merah	<i>line</i>	45	1	5
		0,647	biru	<i>line</i>	45	1	
		0,243	biru	<i>line</i>	45	1	
		0,794	biru	<i>line</i>	45	1	
		0,37	biru	<i>line</i>	45	1	

Lampiran 21. (Lanjutan)

No,	Kode Sampel	Karakteristik Mikroplastik			Perbesaran Lensa	Jumlah	Σ MP
		Panjang (mm)	Warna	Bentuk			
3	Kodingarenglombo sedimen 3	1,239	biru	<i>line</i>	45	1	4
		0,268	biru	<i>line</i>	45	1	
		0,279	biru	<i>line</i>	45	1	

Lampiran 22. Data kelimpahan mikroplastik pada sedimen di Pulau Barranglombo

No	Kode Sampel	Karakteristik Mikroplastik			Perbesaran Lensa	Jumlah	Σ MP
		Panjang (mm)	Warna	Bentuk			
1	Barranglombo sedimen 1	1,502	merah	<i>line</i>	45	1	6
		0,359	merah	<i>line</i>	45	1	
		0,747	bening	<i>line</i>	45	1	
		0,76	merah	<i>line</i>	45	1	
		0,545	biru	<i>line</i>	45	1	
		0,153	biru	<i>fragmen t</i>	45	1	
2	Barranglombo sedimen 2	0,31	biru	<i>fragmen t</i>	45	1	4
		0,198	biru	<i>line</i>	45	1	
		1,506	merah	<i>line</i>	45	1	
		2,751	biru	<i>line</i>	45	1	
3	Barranglombo sedimen 3	0,123	biru	<i>fragmen t</i>	45	1	1

Lampiran 23. Kelimpahan mikroplastik pada sedimen di Pulau Barrangcaddi

No,	Kode Sampel	Σ MP	Berat Kering Sampel Sedimen (gr)	Rata-rataKelimpahan MP	
				MP/gr	MP/kg
1	Barrangcaddi sedimen1	6	100,5	0,06	59,7
2	Barrangcaddi sedimen 2	5	100,3	0,05	49,9
3	Barrangcaddi sedimen 3	7	100,3	0,07	69,8

Lampiran 24. Kelimpahan mikroplastik pada sedimen di Pulau Kodingarenglombo

No,	Kode Sampel	Σ MP	Berat Kering Sampel Sedimen (gr)	Rata-rataKelimpahan MP	
				MP/gr	MP/kg
1	Kodingarenglombo sedimen 1	5	100,2	0,05	49,9
2	Kodingarenglombo sedimen 2	5	100,1	0,05	50,0
3	Kodingarenglombo sedimen 3	4	100,4	0,04	39,8

Lampiran 25. Kelimpahan mikroplastik pada sedimen di Pulau Barranglombo

No,	Kode sampel	Σ MP	Berat Kering Sampel Sedimen (gr)	Rata-rataKelimpahan MP	
				MP/gr	MP/kg
1	Barranglombo sedimen 1	6	100,5	0,06	59,7
2	Barranglombo sedimen 2	4	100,1	0,04	40,0
3	Barranglombo sedimen 3	1	100,2	0,01	10,0

Lampiran 26. Hasil Uji Normalitas kelimpahan mikroplastik pada teripang terhadap panjang dan bobot tubuh di Pulau Barrangcaddi

		panjang	bobot	mikroplastik
N		11	11	11
Normal Parameters ^{a,b}	Mean	18,1818	118,8182	17,0000
	Std, Deviation	7,89858	92,99228	7,25259
Most Extreme Differences	Absolute	,112	,307	,191
	Positive	,112	,307	,138
	Negative	-,096	-,167	-,191
Test Statistic		,112	,307	,191
Asymp, Sig, (2-tailed)		,200 ^{c,d}	,005 ^c	,200 ^{c,d}

Lampiran 27. Hasil Uji Normalitas kelimpahan mikroplastik pada teripang terhadap panjang dan bobot tubuh di Pulau Kodingarenglombo

		panjang	bobot	mp
N		14	14	14
Normal Parameters ^{a,b}	Mean	16,1571	123,5000	10,7857
	Std, Deviation	4,04431	32,68909	6,61209
Most Extreme Differences	Absolute	,134	,160	,183
	Positive	,134	,160	,166
	Negative	-,105	-,114	-,183
Test Statistic		,134	,160	,183
Asymp, Sig, (2-tailed)		,200 ^{c,d}	,200 ^{c,d}	,200 ^{c,d}

Lampiran 28. Hasil Uji Normalitas kelimpahan mikroplastik pada teripang terhadap panjang dan bobot tubuh di Pulau Barranglompo

		panjang	bobot	mp
N		15	15	15
Normal Parameters ^{a,b}	Mean	10,3533	46,8667	10,3333
	Std, Deviation	3,69224	48,13503	4,62395
Most Extreme Differences	Absolute	,156	,310	,129
	Positive	,156	,310	,129
	Negative	-,142	-,261	-,085
Test Statistic		,156	,310	,129
Asymp, Sig, (2-tailed)		,200 ^{c,d}	,000 ^c	,200 ^{c,d}

Lampiran 29. Hasil Uji Korelasi Pearson kelimpahan mikroplastik pada teripang terhadap panjang dan bobot tubuh di Pulau Barrangcaddi

		Correlations		
		panjang	bobot	mikroplastik
panjang	Pearson Correlation	1	,879**	-,231
	Sig, (2-tailed)		,000	,495
	N	11	11	11
bobot	Pearson Correlation	,879**	1	-,148
	Sig, (2-tailed)	,000		,665
	N	11	11	11
mikroplastik	Pearson Correlation	-,231	-,148	1
	Sig, (2-tailed)	,495	,665	
	N	11	11	11

Lampiran 30. Hasil Uji Korelasi Pearson kelimpahan mikroplastik pada teripang terhadap panjang dan bobot tubuh di Pulau Kodingarenglompo

		Correlations		
		panjang	bobot	mp
panjang	Pearson Correlation	1	,698**	,017
	Sig, (2-tailed)		,006	,954
	N	14	14	14
bobot	Pearson Correlation	,698**	1	,012
	Sig, (2-tailed)	,006		,969
	N	14	14	14
mp	Pearson Correlation	,017	,012	1
	Sig, (2-tailed)	,954	,969	
	N	14	14	14

Lampiran 31. Hasil Uji Korelasi Pearson kelimpahan mikroplastik pada teripang terhadap panjang dan bobot tubuh di Pulau Barranglombo

		Correlations		
		panjang	bobot	mp
panjang	Pearson Correlation	1	,895**	,656**
	Sig, (2-tailed)		,000	,008
	N	15	15	15
bobot	Pearson Correlation	,895**	1	,773**
	Sig, (2-tailed)	,000		,001
	N	15	15	15
mp	Pearson Correlation	,656**	,773**	1
	Sig, (2-tailed)	,008	,001	
	N	15	15	15

Lampiran 32. Distribusi Nilai r_{tabel} Signifikansi 5% dan 1%

N	The Level of Significance	
	5%	1%
3	0,997	0,999
4	0,950	0,990
5	0,878	0,959
6	0,811	0,917
7	0,754	0,874
8	0,707	0,834
9	0,666	0,798
10	0,632	0,765
11	0,602	0,735
12	0,576	0,708

Lampiran 32. (Lanjutan)

N	The Level of Significance	
	5%	1%
13	0,553	0,684
14	0,532	0,661
15	0,514	0,64
16	0,497	0,623
17	0,482	0,606
18	0,468	0,590
19	0,456	0,575
20	0,444	0,561
21	0,433	0,549
22	0,432	0,537
23	0,413	0,526
24	0,404	0,515
25	0,396	0,505
26	0,388	0,496
27	0,381	0,487
28	0,374	0,478
29	0,367	0,470
30	0,361	0,463

Lampiran 32. (Lanjutan)

N	The Level of Significance	
	5%	1%
31	0,355	0,456
32	0,349	0,449
33	0,344	0,442
34	0,339	0,436
35	0,334	0,430
36	0,329	0,424
37	0,325	0,418
38	0,320	0,413
39	0,316	0,408
40	0,312	0,403

Lampiran 33. Panjang rata-rata teripang di Kepulauan Spermonde

Jenis	Panjang rata-rata teripang (cm)	stdv
<i>Bohadschia vitiensis</i>	9,3	0
<i>Holothuria hilla</i>	19,65	9,94
<i>Holothuria impatiens</i>	15,8	0
<i>Holothuria lessoni</i>	11,2	0
<i>Holothuria leucospilota</i>	17,91	9,85
<i>Holothuria sp,</i>	8,7	0
<i>Stichopus quadritis</i>	9,69	2,49

Lampiran 34. Berat rata-rata teripang di Kepulauan Spermonde

Jenis	Bobot rata-rata teripang (gram)	stdv
<i>Bohadschia vitiensis</i>	62	0
<i>Holothuria hilla</i>	145,83	123,35
<i>Holothuria impatiens</i>	80	8,49
<i>Holothuria lessoni</i>	130	0
<i>Holothuria leucospilota</i>	122,41	6,94
<i>Holothuria sp,</i>	22	0
<i>Stichopus quadritis</i>	34,08	16,56

Lampiran 35. Uji Normalitas kelimpahan mikroplastik terhadap bobot dan panjang teripang serta sedimen

One-Sample Kolmogorov-Smirnov Test

		Panjang	Bobot	MPT	MPS
N		40	40	40	9
Normal Parameters ^{a,b}	Mean	52,8325	93,4750	12,3500	4,7778
	Std. Deviation	66,07417	68,88786	6,67775	1,71594
Most Extreme Differences	Absolute	,349	,137	,138	,218
	Positive	,349	,137	,138	,127
	Negative	-,241	-,130	-,081	-,218
Test Statistic		,349	,137	,138	,218
Asymp. Sig. (2-tailed)		,000 ^c	,055 ^c	,055 ^c	,200 ^{c,d}

Lampiran 36. Uji Korelasi Pearson kelimpahan mikroplastik terhadap bobot dan panjang teripang serta sedimen

Correlations

		Panjang	Bobot	MPT	MPS
Panjang	Pearson Correlation	1	,346*	-,105	-,832**
	Sig. (2-tailed)		,029	,519	,005
	N	40	40	40	9
Bobot	Pearson Correlation	,346*	1	,212	,129
	Sig. (2-tailed)	,029		,189	,742
	N	40	40	40	9
MPT	Pearson Correlation	-,105	,212	1	-,072
	Sig. (2-tailed)	,519	,189		,854
	N	40	40	40	9
MPS	Pearson Correlation	-,832**	,129	-,072	1
	Sig. (2-tailed)	,005	,742	,854	
	N	9	9	9	9

*, Correlation is significant at the 0,05 level (2-tailed),

**, Correlation is significant at the 0,01 level (2-tailed),

