

DAFTAR PUSTAKA

- Andadari, L., Pudjiono, S., Suwandi dan Rahmawati, T., 2013. Budidaya Murbei dan Ulat Sutera, Forda PRESS. Bogor Jawa Barat.
- Andadri, L., Minarningsih, dan Dewi, R., 2013. Pengaruh Jenis Murbei terhadap Produktivitas Kokon Dua Hibrid Ulat Sutera *Bombyx mori* L. Jurnal Widyariset. Volume 3(2): 119-130.
- Andadari, L., dan S. Sunarti. 2015. Kualitas Kokon Hasil Persilangan Antara Ulat Sutera *Bombyx mori* L. Ras Cina dan Ras Jepang. Volume 9 (1): 43-51.
- Baskoro, A., Fuah, A.M., dan Ekastuti,D.R., 2011. Karakteristik Kulit Kokon Segar Ulat Sutera Liar *Attacus atlas* dari Perkebunan The di Daerah Purwakarta. *Jurnal Peternakan Indonesia*. Volume 13(3): Halaman 171-182.
- Balai Persueraan Alam. 2007. Petunjuk Teknis Budidaya Tanaman Murbei *Morus* spp. Departemen Kehutanan Sulawesi Selatan ,hlm 1, 6-12.
- Borrer,D.J.,N.F.Johnson., and C.A. Triplehorn. 1992. *Pengenalan Pelajaran Serangga*. Diterjemahkan oleh Suryobroto, M. UGM Press. Yogyakarta.
- Deni, Farah.D., dan Gusti,E.T., 2019. Kualitas Kokon Ulat Sutera *Bombyx mori* L. Ras Cina, Ras Jepang, dan Jenis Hibrid dengan Pakan Daun Murbei. *Jurnal Hutan Lestari*. Volume 7(2): 874-883).
- Estetika, Y., dan Endrawati,Y.C., 2018. Produktivitas Ulat Sutera (*Bombyx mori* L.) Ras BS-09 di Daerah Tropis. *Jurnal Ilmu Produksi dan Teknologi Hasil Peternakan*. Volume 6(3):104-112.
- Gaspersz,V. 1991. *Metode Perancangan Percobaan*. CV. Armico. Bandung.
- Hartati, 2015. Analisis Fenotip Ulat Sutera *Bombyx morii* Linn. Hasil Persilangan Ras China, Jepang dan Rumania. Global Research and Consulting Institute. Sulawesi Selatan.
- Hartati dan Umar, 2012. Pengaruh Pemberian Jenis Murbei *Morus multicaulis* dan *Morus cathayana* Terhadap Produksi Kokon Ulat Sutera *Bombyx mori* L. Varietas Lokal, Jepang, Cina dan Rumania. *Jurnal Sainsmat*. Volume 1(1):10-12.
- Isnan, W., dan Muin,N., 2015. Tanaman Murbei Sumber Daya Hutan Multi Manfaat. *Jurnal Info Teknis EBONI*. Volume 12(2):111-119.

- Muin, N., dan Isnan, W., 2016. Tipologi Usaha Sutera Alam di Kecamatan Donri-Donri Kabupaten Soppeng. *Info Teknis EBONI*. Volume 13(3): 93-103.
- Nurhaedah, M., Budisantoso, H., dan Isnan, W., 2006. Pengaruh Murbei *Morus* Sp. Dan Ulat Sutera Persilangan *Bombyx morii* Linn Terhadap Kualitas Ulat, Kokon dan Serat Sutera. *Jurnal Penelitian Hutan dan Konservasi Alam*. Volume 3(1): 65-73.
- Nunuh, 2012. Serikultur Budidaya Sutera Alam *Bombyx morii* Linn. Bandung Jawa Barat.
- Nurhaedah, M., 2006. Kualitas Bibit Ulat Sutera *Bombyx morii* Linn pada Beberapa Waktu Pengupasan Kokon. *Jurnal Penelitian dan Koservasi Alam*. Volume 3(2): 177-184.
- Nuraeni, S., dan Beta,P., 2008. Aspek Biologi Ulat Sutera *Bombyx morii* L. dari Dua Sumber Bibit di Sulawesi Selatan. *Jurnal Perennial*. Volume 4(1):10-17.
- Nursita,I.W., 2010. Perbandingan Produktifitas Ulat Sutera dari dua tempat pembibitan yang Berbeda Pada kondisi Lingkungan Pemeliharaan Panas, *Jurnal Ilmu Peternakan..* Volume 21 (3):10-17.
- Syukur, U., 2011, Pengaruh Rutin Terhadap Konsumsi, Pertumbuhan Dan Mutu Kokon *Bombyx Mori* L. *Jurnal Eksakta*. Volume 2(12): 30-35.
- Tjitrosoepomo, G., 2007. *Taksonomi Tumbuhan*. Yogyakarta. Gadjah Mada University Press.
- Widyaningrum,P., 2009. Growth Performance and Cocoon Production of Silkworm *Bombyx morii* L. on Different Frequency of Feeding and Age of Leaves. *Journal Berk Penel Hayati*. Volume 15: 17-20.

LAMPIRAN

Lampiran 1. Data Hasil Pengukuran Bobot kokon, berat kokon segar dan persentase kulit Kokon

Data Bobot kokon (g)

Perlakuan	Ulangan			Jumlah	Rata-rata
	I	II	III		
S01 (P1)	1.61	1.63	1.74	4.98	1.66
S01 (P2)	1.66	1.91	1.76	5.33	1.78
S01 (P3)	1.76	1.62	1.87	5.25	1.75

Data Berat Kokon Segar (g)

Perlakuan	Ulangan			Jumlah	Rata-rata
	I	II	III		
S01 (P1)	8.47	8.61	9.55	26.63	8.88
S01 (P2)	8.48	8.63	9.84	26.95	8.98
S01 (P3)	8.46	8.38	9.13	25.97	8.65

Data Persentase Kulit Kokon (%)

Perlakuan	Ulangan			Jumlah	Rata-rata
	I	II	III		
S01 (P1)	19.00	18.93	18.21	56.14	18.71
S01 (P2)	19.57	22.13	18.56	60,26	20.08
S01 (P3)	20.80	19.33	20.48	60.61	20.20

Lampiran 2. Data Hasil Pengukuran Bobot *floss* dan Persentasi bobot *floss* terhadap kulit kokon

Data Bobot *floss*

Perlakuan	Ulangan			Jumlah	Rata-rata
	I	II	III		
S01 (P1)	0.12	0.13	0.13	0.38	0.126
S01 (P2)	0.08	0.13	0.09	0.3	0.1
S01 (P3)	0.08	0.11	0.12	0.31	0.103

Data Persentasi bobot *floss* terhadap kulit kokon

Perlakuan	Ulangan			Jumlah	Rata-rata
	I	II	III		
S01 (P1)	7.45	7.97	7.47	22.89	7.63
S01 (P2)	4.81	6.80	5.11	16.72	5.57
S01 (P3)	4.54	6.79	6.42	17.75	5.91

Lampiran 3 Data Hasil jumlah kokon cacat dan Persentasi kokon cacat

Data Jumlah Kokon Cacat

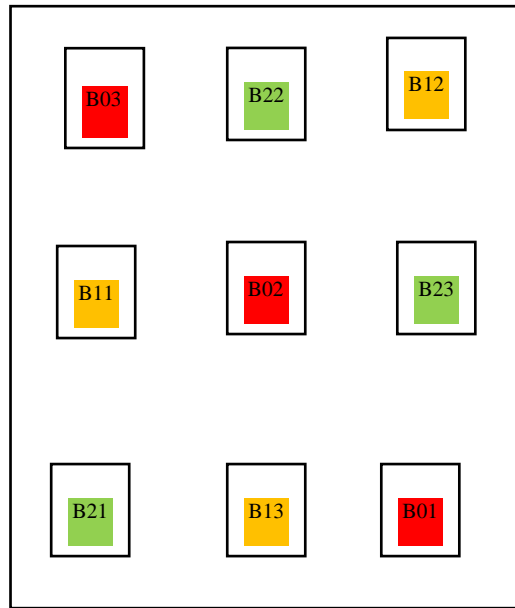
Perlakuan	Ulangan			Jumlah	Rata-rata
	I	II	III		
S01 (P1)	5	8	1	14	4,67
S01 (P2)	11	6	9	26	8,67
S01 (P3)	15	11	18	44	14,67

Data Persentasi Kokon Cacat (%)

Perlakuan	Ulangan			Jumlah	Rata-rata
	I	II	III		
S01 (P1)	29.41	24.24	6.25	59.9	19.97
S01 (P2)	29.72	54.54	28.13	112.39	37.46
S01 (P3)	41.67	52.38	48.65	142.7	47.57

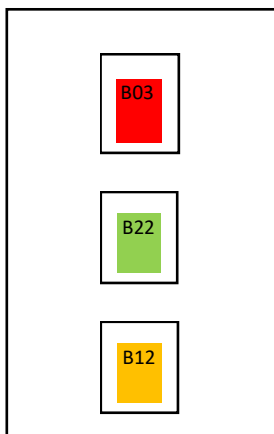
Lampiran 4. Denah RAL Data pengamatan ulat sutera *Bombyx mori* L. dengan tiga jenis pakan daun Murbei *Morus sp.*

- Ulat kecil (Instar I – III)

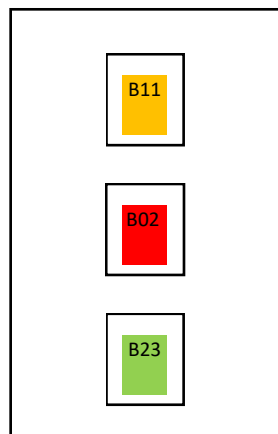


- Ulat Besar (Instar IV-V)

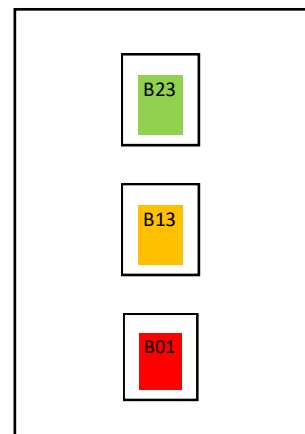
SASAG I



SASAG II



SASAG III



Ket : ■ *M. multicaulis* = B01, B02, B03
■ *M. cathayana* = B11, B12, B13
■ *M. indica* = B21, B22, B23

Lampiran 5. Pengamatan temperature dan kelembaban udara selama pemeliharaan

Hari Ke-	Pagi		Siang		Sore	
	t °C	RH (%)	t °C	RH (%)	t °C	RH (%)
1	26,5	81	33,5	57	31,1	58
2	26,5	82	32,9	57	32,6	57
3	27,1	75	33,7	61	32,5	58
4	28	77	33,5	60	32,5	58
5	31,6	76	35,1	59	32,8	60
6	30,4	79	35	60	33,8	57
7	28,3	84	33,8	64	29,4	86
8	26,2	82	30,2	80	28,8	76
9	25,5	90	32,9	73	32,1	69
10	26,9	87	33,8	57	29,9	67
11	27,5	82	32,2	70	31,1	67
12	27,4	80	34,32	66	31,1	65
13	27,8	77	33,1	61	33,1	52
14	27	80	38,8	67	32,2	65
15	27,2	83	30,6	80	37,8	66
16	27	81	31,4	67	31,6	55
17	27	83	33,1	61	32,3	59
18	26,8	84	28,5	79	30,5	69
19	26,3	86	33,2	64	32,4	61
20	26,2	89	33,6	57	30,8	60
21	26,5	77	33,5	57	31,9	50
22	26,4	81	31,8	66	30,4	60
23	24,4	82	32,4	66	31,2	62
24	25,4	82	30,3	72	31,2	62
25	26,3	82	32,5	73	31,2	62
26	26,4	87	32,8	76	31,4	64
27	26,1	75	30,6	61	30,8	61
28	25,8	77	31,2	60	30,5	60
29	25,9	77	30,5	72	30,5	60
	780,4	2358	948,82	1903	917,5	1806
Rata-rata	27,87 °C	84,20%	33,88 °C	67,96%	32,76 °C	64,50%

Lampiran 6. Hasil Uji ANOVA Bobot Kokon Ulat Sutera *Bombyx mori* L. dengan tiga jenis pemberian pakan daun murbei

Tests of Between-Subjects Effects

Dependent Variable: BKK

Source	Type III Sum of Squares	df	Mean Square	F	Sig.
Corrected Model	.022 ^a	2	.011	.923	.447
Intercept	26.902	1	26.902	2215.129	.000
FAKTOR	.022	2	.011	.923	.447
Error	.073	6	.012		
Total	26.997	9			
Corrected Total	.095	8			

a. R Squared = .235 (Adjusted R Squared = -.020)

Homogeneous Subsets

BKK

	FAKTOR	N	Subset
			1
Tukey HSD ^{a,b}	Multicaulis	3	1.6600
	Indica	3	1.7500
	Cathayana	3	1.7767
	Sig.		.447

Means for groups in homogeneous subsets are displayed.

Based on observed means.

The error term is Mean Square(Error) = .012.

a. Uses Harmonic Mean Sample Size = 3.000.

b. Alpha = 0.05.

Lampiran 7. Hasil Uji ANOVA Berat Kokon Segar Ulat Sutera *Bombyx mori* L. dengan tiga jenis pemberian pakan daun murbei

Tests of Between-Subjects Effects

Dependent Variable: BKS

Source	Type III Sum of Squares	df	Mean Square	F	Sig.
Corrected Model	.166 ^a	2	.083	.233	.799
Intercept	703.134	1	703.134	1970.298	.000
FAKTOR	.166	2	.083	.233	.799
Error	2.141	6	.357		
Total	705.441	9			
Corrected Total	2.308	8			

a. R Squared = .072 (Adjusted R Squared = -.237)

Homogeneous Subsets

BKS

		FAKTOR	N	Subset
				1
Tukey HSD ^{a,b}	Indica		3	8.6567
	Multicaulis		3	8.8767
	Cathayana		3	8.9833
	Sig.			.789

Means for groups in homogeneous subsets are displayed.

Based on observed means.

The error term is Mean Square(Error) = .357.

a. Uses Harmonic Mean Sample Size = 3.000.

b. Alpha = 0.05.

Lampiran 8. Hasil Uji ANOVA Persentase Kulit Kokon Ulat Sutera *Bombyx mori*
L. dengan tiga jenis pemberian pakan daun murbei

Tests of Between-Subjects Effects

Dependent Variable: PKK

Source	Type III Sum of Squares	df	Mean Square	F	Sig.
Corrected Model	4.120 ^a	2	2.060	1.480	.300
Intercept	3481.393	1	3481.393	2501.420	.000
FAKTOR	4.120	2	2.060	1.480	.300
Error	8.351	6	1.392		
Total	3493.864	9			
Corrected Total	12.470	8			

a. R Squared = .330 (Adjusted R Squared = .107)

Homogeneous Subsets

PKK

		Subset
FAKTOR	N	1
Tukey HSD ^{a,b}	Multicaulis	3
	Cathayana	3
	Indica	3
	Sig.	.336

Means for groups in homogeneous subsets are displayed.

Based on observed means.

The error term is Mean Square(Error) = 1.392.

a. Uses Harmonic Mean Sample Size = 3.000.

b. Alpha = 0.05.

Lampiran 9. Hasil Uji ANOVA Berat floss Kokon Ulat Sutera *Bombyx mori* L. dengan tiga jenis pemberian pakan daun murbei

Tests of Between-Subjects Effects

Dependent Variable: BF

Source	Type III Sum of Squares	df	Mean Square	F	Sig.
Corrected Model	.001 ^a	2	.001	1.629	.272
Intercept	.109	1	.109	280.029	.000
FAKTOR	.001	2	.001	1.629	.272
Error	.002	6	.000		
Total	.113	9			
Corrected Total	.004	8			

a. R Squared = .352 (Adjusted R Squared = .136)

Homogeneous Subsets

BF

		Subset	
	FAKTOR	N	1
Tukey HSD ^{a,b}	Cathayana	3	.1000
	Indica	3	.1033
	Multicaulis	3	.1267
	Sig.		.295

Means for groups in homogeneous subsets are displayed.

Based on observed means.

The error term is Mean Square(Error) = .000.

a. Uses Harmonic Mean Sample Size = 3.000.

b. Alpha = 0.05.

Lampiran 10. Hasil Uji ANOVA Persentase bobot *Floss* terhadap kulit kokon Ulat Sutera *Bombyx mori* L. dengan tiga jenis pemberian pakan daun murbei

Tests of Between-Subjects Effects

Dependent Variable: PBFTKK

Source	Type III Sum of Squares	df	Mean Square	F	Sig.
Corrected Model	7.283 ^a	2	3.642	4.056	.077
Intercept	365.574	1	365.574	407.179	.000
FAKTOR	7.283	2	3.642	4.056	.077
Error	5.387	6	.898		
Total	378.245	9			
Corrected Total	12.670	8			

a. R Squared = .575 (Adjusted R Squared = .433)

Homogeneous Subsets

PBFTKK

		Subset		
	FAKTOR	N	1	2
Tukey HSD ^{a,b}	Cathayana	3	5.5733	
	Indica	3	5.9167	
	Multicaulis	3	7.6300	
	Sig.			.083

Means for groups in homogeneous subsets are displayed.

Based on observed means.

The error term is Mean Square(Error) = .898.

a. Uses Harmonic Mean Sample Size = 3.000.

b. Alpha = 0.05.

Lampiran 11. Hasil Uji ANOVA Jumlah kokon Cacat Ulat Sutera *Bombyx mori*
L. dengan tiga jenis pemberian pakan daun murbei

Tests of Between-Subjects Effects

Dependent Variable: JKC

Source	Type III Sum of Squares	df	Mean Square	F	Sig.
Corrected Model	152.000 ^a	2	76.000	7.355	.024
Intercept	784.000	1	784.000	75.871	.000
FAKTOR	152.000	2	76.000	7.355	.024
Error	62.000	6	10.333		
Total	998.000	9			
Corrected Total	214.000	8			

a. R Squared = .710 (Adjusted R Squared = .614)

Homogeneous Subsets

JKC

		Subset		
	FAKTOR	N	1	2
Tukey HSD ^{a,b}	Multicaulis	3	4.6667	
	Cathayana	3	8.6667	8.6667
	Indica	3		14.6667
	Sig.		.346	.134

Means for groups in homogeneous subsets are displayed.

Based on observed means.

The error term is Mean Square(Error) = 10.333.

a. Uses Harmonic Mean Sample Size = 3.000.

b. Alpha = 0.05.

Lampiran 12. Hasil Uji ANOVA Persentase kokon cacat Ulat Sutera *Bombyx mori* L. dengan tiga jenis pemberian pakan daun murbei

Tests of Between-Subjects Effects

Dependent Variable: PKC

Source	Type III Sum of Squares	df	Mean Square	F	Sig.
Corrected Model	1169.971 ^a	2	584.985	4.424	.066
Intercept	11024.300	1	11024.300	83.372	.000
FAKTOR	1169.971	2	584.985	4.424	.066
Error	793.380	6	132.230		
Total	12987.651	9			
Corrected Total	1963.351	8			

a. R Squared = .596 (Adjusted R Squared = .461)

Homogeneous Subsets

PKC

		Subset		
	FAKTOR	N	1	2
Tukey HSD ^{a,b}	Multicaulis	3	19.9667	
	Cathayana	3	37.4633	
	Indica	3	47.5667	
	Sig.			.059

Means for groups in homogeneous subsets are displayed.

Based on observed means.

The error term is Mean Square(Error) = 132.230.

a. Uses Harmonic Mean Sample Size = 3.000.

b. Alpha = 0.05.

Lampiran 13. Dokumentasi Penelitian



Pemeliharaan Telur



Jenis Pakan Murbei



Pemberian Pakan pertama



Pemeliharaan Ulat Kecil (Instar I – III)




Pemeliharaan Ulat Besar (Instar IV – V)



Proses pengokonan



Panen Kokon



Seleksi kokon



Pupa dan Kulit Kokon



Penimbangan Kokon



Penimbangan *Floss*