

DAFTAR PUSTAKA

- Aydin Bahat, K., Parmaksiz, E. and Sert, S. (2020) 'The clinical characteristics and course of COVID-19 in hemodialysis patients', *Hemodialysis international. International Symposium on Home Hemodialysis*. Hemodial Int, 24(4), hal. 534–540. doi: 10.1111/HDI.12861.
- Babitt, J. L. and Lin, H. Y. (2012) 'Mechanisms of Anemia in CKD', *Journal of the American Society of Nephrology : JASN*. American Society of Nephrology, 23(10), hal. 1631. doi: 10.1681/ASN.2011111078.
- Basile, C. *et al.* (2020) 'Recommendations for the prevention, mitigation and containment of the emerging SARS-CoV-2 (COVID-19) pandemic in haemodialysis centres', *Nephrology Dialysis Transplantation*. Oxford University Press, 35(5), hal. 737–741. doi: 10.1093/ndt/gfaa069.
- Bergamaschi, G. *et al.* (2021) 'Anemia in patients with Covid-19: pathogenesis and clinical significance', *Clinical and Experimental Medicine*. Nature Publishing Group, 21(2), hal. 1. doi: 10.1007/S10238-020-00679-4.
- Bernieh, B. (2015) 'Viral hepatitis in hemodialysis: An update', *Journal of Translational Internal Medicine*. De Gruyter, 3(3), hal. 93. doi: 10.1515/JTIM-2015-0018.
- Burhan, E. *et al.* (2020) *PEDOMAN TATALAKSANA COVID-19 Edisi 3 TIM EDITOR*

Perhimpunan Dokter Paru Indonesia (PDPI) Perhimpunan Dokter Spesialis Kardiovaskular Indonesia (PERKI) Perhimpunan Dokter Spesialis Penyakit Dalam Indonesia (PAPDI) Perhimpunan Dokter Anestesiologi dan Terap. hal. 3-7.

Bwire, G. M. (2020) ‘Coronavirus: Why Men are More Vulnerable to Covid-19 Than Women?’, *Sn Comprehensive Clinical Medicine*. Nature Publishing Group, 2(7), hal. 1. doi: 10.1007/S42399-020-00341-W.

Cascella, M. *et al.* (2020) *Features, Evaluation and Treatment Coronavirus (COVID-19)*, *StatPearls*. StatPearls Publishing. Available at: <http://www.ncbi.nlm.nih.gov/pubmed/32150360> (Accessed: 10 February 2021).

Chen, H. *et al.* (2020) ‘Clinical characteristics and intrauterine vertical transmission potential of COVID-19 infection in nine pregnant women: a retrospective review of medical records’, *The Lancet*. Lancet Publishing Group, 395(10226), hal. 809–815. doi: 10.1016/S0140-6736(20)30360-3.

Creput, C. *et al.* (2020) ‘COVID-19 in Patients Undergoing Hemodialysis: Prevalence and Asymptomatic Screening During a Period of High Community Prevalence in a Large Paris Center’, *Kidney Medicine*. Elsevier, 2(6), hal. 716. doi: 10.1016/J.XKME.2020.09.001.

Dadson, P. *et al.* (2020) ‘Underlying Kidney Diseases and Complications for COVID-19: A Review’, *Frontiers in Medicine*. Frontiers Media S.A., hal. 600144. doi:

10.3389/fmed.2020.600144.

- Dhama Kuldeep (2020) ‘Update on COVID-19, 10-2020’, *Clinical Microbiology Reviews*, 33(4), hal. 1–48.
- Du, X. *et al.* (2020) ‘Clinical features of hemodialysis patients with COVID-19: a single-center retrospective study on 32 patients’, *Clinical and Experimental Nephrology*. Nature Publishing Group, 24(9), hal. 1. doi: 10.1007/S10157-020-01904-W.
- Fang, L., Karakiulakis, G. and Roth, M. (2020) ‘Are patients with hypertension and diabetes mellitus at increased risk for COVID-19 infection?’, *The Lancet Respiratory*, 8, hal. 21–21. doi: 10.1016/S2213.
- Goicoechea, M. *et al.* (2020) ‘COVID-19: clinical course and outcomes of 36 hemodialysis patients in Spain’, *Kidney International*, 98(1), hal. 27–34. doi: 10.1016/j.kint.2020.04.031.
- Guimarães, M. N. C., Facincani, T. and dos Santos, S. de S. (2017) ‘Hepatitis B status in hemodialysis patients’, *Arquivos de gastroenterologia*. Arq Gastroenterol, 54(4), hal. 356–358. doi: 10.1590/S0004-2803.201700000-34.
- Güner, R., Hasanoğlu, İ. and Aktaş, F. (2020) ‘Covid-19: Prevention and control measures in community’, *Turkish Journal of Medical Sciences*. Türkiye Klinikleri, hal. 571–577. doi: 10.3906/sag-2004-146.
- Gurwitz, D. (2020) ‘Angiotensin receptor blockers as tentative SARS-CoV-2

therapeutics’, *Drug Development Research*. John Wiley & Sons, Ltd, 81(5), hal. 537–540. doi: 10.1002/DDR.21656.

Himmelfarb, J. and Sayegh, M. H. (2010) *Chronic kidney disease, dialysis, and transplantation, Chronic Kidney Disease, Dialysis, and Transplantation*. doi: 10.1016/C2009-0-49595-3.

Hippisley-Cox, J. *et al.* (2020) ‘Risk of severe COVID-19 disease with ACE inhibitors and angiotensin receptor blockers: cohort study including 8.3 million people’, *Heart*. BMJ Publishing Group Ltd and British Cardiovascular Society, 106(19), hal. 1503–1511. doi: 10.1136/HEARTJNL-2020-317393.

Ikizler, T. A. (2020) ‘COVID-19 in dialysis patients: adding a few more pieces to the puzzle’, *Kidney International*. Elsevier B.V., hal. 17–19. doi: 10.1016/j.kint.2020.04.032.

Islam, M., Ozturk, Y. and Koc, Y. (2021) ‘Clinical outcomes of COVID-19 in hemodialysis patients in the city of Zonguldak, Turkey’, *International Urology and Nephrology*. Nature Publishing Group, 53(7), hal. 1. doi: 10.1007/S11255-020-02781-8.

Kato, S. *et al.* (2008) ‘Aspects of immune dysfunction in end-stage renal disease’, *Clinical Journal of the American Society of Nephrology*. American Society of Nephrology, hal. 1526–1533. doi: 10.2215/CJN.00950208.

Kemenkes RI (2020) ‘Situasi Terkini Perkembangan (COVID-19)’, *Kemenkes*,

(September), hal. 17–19. Available at:

https://covid19.kemkes.go.id/download/Situasi_Terkini_050520.pdf.

Kocak, S. Y. *et al.* (2021) ‘COVID-19 in hemodialysis patients: a single-center experience in Istanbul’, *International Urology and Nephrology*. Nature Publishing Group, 53(11), hal. 1. doi: 10.1007/S11255-021-02823-9.

Lamarche, C., Iliuta, I.-A. and Kitzler, T. (2019) ‘Infectious Disease Risk in Dialysis Patients: A Transdisciplinary Approach.’, *Canadian journal of kidney health and disease*. SAGE Publications Ltd, 6, hal. 205. doi: 10.1177/2054358119839080.

Li, M. *et al.* (2021) ‘The association of COVID-19 occurrence and severity with the use of angiotensin converting enzyme inhibitors or angiotensin-II receptor blockers in patients with hypertension’, *PLOS ONE*. Public Library of Science, 16(3), hal. e024. doi: 10.1371/JOURNAL.PONE.0248652.

Lin, Y. *et al.* (2021) ‘Patients with SARS-CoV-2 and HBV co-infection are at risk of greater liver injury’, *Genes & Diseases*. Chongqing Medical University, 8(4), hal. 484. doi: 10.1016/J.GENDIS.2020.11.005.

Lotfi, M., Hamblin, M. R. and Rezaei, N. (2020) ‘COVID-19: Transmission, prevention, and potential therapeutic opportunities’, *Clinica Chimica Acta*. Elsevier B.V., hal. 254–266. doi: 10.1016/j.cca.2020.05.044.

Luo, Y. *et al.* (2020) ‘Characteristics and outcomes of hemodialysis patients with

COVID-19: A retrospective single center study', *PeerJ*. PeerJ Inc., hal. 8. doi: 10.7717/PEERJ.10459/SUPP-4.

Meyerowitz, E. A. *et al.* (2021) 'Transmission of SARS-CoV-2: A Review of Viral, Host, and Environmental Factors', *Annals of internal medicine*. NLM (Medline), 174(1), hal. 69–79. doi: 10.7326/M20-5008.

Murdeswar HN and Anjum F (2020) *Hemodialysis - StatPearls - NCBI Bookshelf*. StatPearls Publishing. Available at: <https://www.ncbi.nlm.nih.gov/books/NBK563296/> (Accessed: 11 February 2021).

Navarrete, J. E. *et al.* (2021) 'Epidemiology of COVID-19 Infection in Hospitalized End-Stage Kidney Disease Patients in a Predominantly African-American Population', *American Journal of Nephrology*. Karger Publishers, 52(3), hal. 190–198. doi: 10.1159/000514752.

Niedzwiedz, C. L. *et al.* (2020) 'Ethnic and socioeconomic differences in SARS-CoV-2 infection: prospective cohort study using UK Biobank', *BMC medicine*. BMC Med, 18(1). hal. 1. doi: 10.1186/S12916-020-01640-8.

Polikandrioti, M. *et al.* (2017) 'Hemodialysis Patients' Information and Associated Characteristics', *Materia Socio-Medica*. The Academy of Medical Sciences of Bosnia and Herzegovina, 29(3), hal. 182. doi: 10.5455/MSM.2017.29.182-187.

Porta-Etessam, J. *et al.* (2021) 'COVID-19 anosmia and gustatory symptoms as a

- prognosis factor: a subanalysis of the HOPE COVID-19 (Health Outcome Predictive Evaluation for COVID-19) registry’, *Infection*. Nature Publishing Group, 49(4), hal. 1. doi: 10.1007/S15010-021-01587-9.
- Rahman, H. S. *et al.* (2020) ‘The transmission modes and sources of COVID-19: A systematic review’, *International Journal of Surgery Open*. Elsevier Ltd, hal. 125–136. doi: 10.1016/j.ijso.2020.08.017.
- Rajnik, M. C. M. *et al.* (2020) *Features, Evaluation, and Treatment of Coronavirus*. StatPearls Publishing. Available at:
<https://www.ncbi.nlm.nih.gov/books/NBK554776/>.
- Regidor, E. *et al.* (2002) ‘Educational level and mortality from infectious diseases’, *Journal of epidemiology and community health*. J Epidemiol Community Health, 56(9), hal. 682–683. doi: 10.1136/JECH.56.9.682.
- Ren, L. L. *et al.* (2020) ‘Identification of a novel coronavirus causing severe pneumonia in human: a descriptive study’, *Chinese medical journal*, 133(9), hal. 1015–1024. doi: 10.1097/CM9.0000000000000722.
- Rocco, M. *et al.* (2015) ‘KDOQI Clinical Practice Guideline for Hemodialysis Adequacy: 2015 Update’, *American Journal of Kidney Diseases*. W.B. Saunders, 66(5), hal. 884–930. doi: 10.1053/j.ajkd.2015.07.015.
- da Rosa Mesquita, R. *et al.* (2020) ‘Clinical manifestations of COVID-19 in the general population: systematic review’, *Wiener klinische Wochenschrift*.

Springer, hal. 1. doi: 10.1007/s00508-020-01760-4.

Selatan, A. *et al.* (no date) 'Situasi Global'.

Shereen, M. A. *et al.* (2020) 'COVID-19 infection: Origin, transmission, and characteristics of human coronaviruses', *Journal of Advanced Research*. Cairo University, 24, hal. 91–98. doi: 10.1016/j.jare.2020.03.005.

Shi, Y. *et al.* (2020) 'COVID-19 infection: the perspectives on immune responses', *Cell Death & Differentiation* 2020 27:5. Nature Publishing Group, 27(5), hal. 1451–1454. doi: 10.1038/s41418-020-0530-3.

Shibata, S. *et al.* (2020) 'Hypertension and related diseases in the era of COVID-19: a report from the Japanese Society of Hypertension Task Force on COVID-19', *Hypertension Research*. Nature Publishing Group, 43(10), hal. 1. doi: 10.1038/S41440-020-0515-0.

Sia, C. S. M. *et al.* (2020) 'Critical Coronavirus Disease 2019 in a Hemodialysis Patient: A Proposed Clinical Management Strategy', *Case Reports in Nephrology and Dialysis*, 10(2), hal. 86–94. doi: 10.1159/000509792.

Singhal, T. (2020) 'A Review of Coronavirus Disease-2019 (COVID-19)', *Indian Journal of Pediatrics*. Springer, hal. 281–286. doi: 10.1007/s12098-020-03263-6.

Sipahi, S. *et al.* (2021) 'Characteristics and mortality determinants of COVID-19 patients undergoing hemodialysis', *Turkish Journal of Medical Sciences*. The

Scientific and Technological Research Council of Turkey, 51(2), hal. 421. doi:
10.3906/SAG-2006-54.

Sultan, B., May, L. A. and Lane, A. P. (2011) 'The role of TNF- α in inflammatory olfactory loss', *The Laryngoscope*. Laryngoscope, 121(11), hal. 2481–2486. doi: 10.1002/LARY.22190.

Tang, A. *et al.* (2020) 'Detection of Novel Coronavirus by RT-PCR in Stool Specimen from Asymptomatic Child, China', *Emerging Infectious Diseases*. Centers for Disease Control and Prevention (CDC), 26(6), hal. 1337–1339. doi: 10.3201/eid2606.200301.

Tang, B. *et al.* (2020) 'COVID-19 Pneumonia in a Hemodialysis Patient', *Kidney Medicine*. Elsevier Inc, 2(3), hal. 354–358. doi: 10.1016/j.xkme.2020.03.001.

Vadakedath, S. and Kandi, V. (2017) 'Dialysis: A Review of the Mechanisms Underlying Complications in the Management of Chronic Renal Failure', *Cureus*. Cureus, Inc., 9(8). doi: 10.7759/cureus.1603.

Vaduganathan, M. *et al.* (2020) 'Renin–Angiotensin–Aldosterone System Inhibitors in Patients with Covid-19', *New England Journal of Medicine*. Massachusetts Medical Society, 382(17), hal. 1653–1659. doi: 10.1056/NEJMSR2005760/SUPPL_FILE/NEJMSR2005760_DISCLOSURES.PDF.

Wang, C. *et al.* (2020) 'A Novel Coronavirus Outbreak of Global Health Concern',

Elsevier, 395, hal. 311.

- Wang, F. *et al.* (2020) ‘Attaching clinical significance to COVID-19-associated diarrhea’, *Life sciences*. *Life Sci*, 260. hal. 1. doi: 10.1016/J.LFS.2020.118312.
- Wang, R. *et al.* (2020) ‘COVID-19 in Hemodialysis Patients: A Report of 5 Cases’, *American Journal of Kidney Diseases*. W.B. Saunders, 76(1), hal. 141–143. doi: 10.1053/j.ajkd.2020.03.009.
- Wang, Y. *et al.* (2020) ‘Clinical characteristics of patients with uremia undergoing maintenance hemodialysis complicated with COVID-19’, *Medicine*. Wolters Kluwer Health, 99(32), hal. e21547. doi: 10.1097/MD.00000000000021547.
- WHO and Aylward, Bruce (WHO); Liang, W. (PRC) (2020) ‘Report of the WHO-China Joint Mission on Coronavirus Disease 2019 (COVID-19)’, *The WHO-China Joint Mission on Coronavirus Disease 2019*, 2019(February), hal. 16–24. Available at: <https://www.who.int/docs/default-source/coronaviruse/who-china-joint-mission-on-covid-19-final-report.pdf>.
- Wolff, D. *et al.* (2020) ‘Risk factors for Covid-19 severity and fatality: a structured literature review’, *Infection*. Springer Berlin Heidelberg, (0123456789). doi: 10.1007/s15010-020-01509-1.
- World Health Organization (2021) ‘COVID-19 Weekly Epidemiological Update 22’, *World Health Organization*, (January), hal. 1–3. Available at: <https://www.who.int/docs/default-source/coronaviruse/situation->

reports/weekly_epidemiological_update_22.pdf.

- Wu, Z. and McGoogan, J. M. (2020) ‘Characteristics of and Important Lessons from the Coronavirus Disease 2019 (COVID-19) Outbreak in China: Summary of a Report of 72314 Cases from the Chinese Center for Disease Control and Prevention’, *JAMA - Journal of the American Medical Association*. American Medical Association, hal. 1239–1242. doi: 10.1001/jama.2020.2648.
- Yuki, K., Fujiogi, M. and Koutsogiannaki, S. (2020) ‘COVID-19 pathophysiology: A review’, *Clinical Immunology*. Academic Press Inc., hal. 10. doi: 10.1016/j.clim.2020.108427.
- Zasra, R., Harun, H. and Azmi, S. (2018) ‘Indikasi dan Persiapan Hemodialis Pada Penyakit Ginjal Kronis’, *Jurnal Kesehatan Andalas*, 7(Supplement 2), hal. 183. doi: 10.25077/jka.v7i0.847.
- Zhao, Y. *et al.* (2020) ‘Concerns About Information Regarding COVID-19 on the Internet: Cross-Sectional Study’, *Journal of Medical Internet Research*. JMIR Publications Inc., 22(11). doi: 10.2196/20487.
- Zhou, F. *et al.* (2020) ‘Clinical course and risk factors for mortality of adult inpatients with COVID-19 in Wuhan, China: a retrospective cohort study’, *Lancet (London, England)*. Elsevier, 395(10229), hal. 1054. doi: 10.1016/S0140-6736(20)30566-3.

Lampiran 1. Biodata Diri Peneliti


1. Nama : Reskyuni Nurbaiti
2. Tempat/Tgl Lahir : Palpopo, 12 Agustus 2000
3. Jenis Kelamin : Perempuan
4. Agama : Islam
5. Alamat Sekarang : Jl Sahabat
6. Nomor HP : 081346354055
7. Email : nreskyunii@gmail.com
8. Pendidikan Terakhir :



Riwayat Pendidikan

Jenjang	Institusi	Bidang Ilmu / Jurusan	Tahun Masuk	Tahun Lulus
SD	SDN 089 Masamba	-	2006	2012
SMP	SMPN 1 Masamba	-	2012	2015
SMA	SMAN 2 Masamba	IPA	2015	2018
S1	Fakultas Kedokteran Universitas Hasanuddin	Pendidikan Dokter	2018	Berjalan

Lampiran 2. Surat Permohonan Etik



KEMENTERIAN RISET, TEKNOLOGI DAN PENDIDIKAN TINGGI
UNIVERSITAS HASANUDDIN
FAKULTAS KEDOKTERAN
PROGRAM STUDI SARJANA KEDOKTERAN
Jl. Perintis Kemerdekaan Km. 10 Tamalanrea, Makassar 90245, Telp. (0411) 587436, Fax. (0411) 586297

Nomor : 10761/UN4.6.8/KP.06.08/2021 27 Mei 2021
Lamp : ---
Hal : Pengantar Untuk Mendapatkan Rekomendasi Etik

Yth :
Ketua Komite Etik Penelitian Kesehatan FK Unhas
Makassar


Dengan hormat, disampaikan bahwa mahasiswa Program Studi Sarjana Kedokteran Fakultas Kedokteran Universitas Hasanuddin di bawah ini :

N a m a : Reskyuni Nurbaiti
N i m : C011181093

bermaksud melakukan penelitian dengan Judul **“Karakteristik Pasien Hemodialisis Yang Terkonfirmasi COVID-19 Di RSUP Wahidin Sudirohusodo Periode April 2020 - Januari 2021”**

Untuk maksud tersebut di atas, kami mohon kiranya yang bersangkutan dapat diberikan surat rekomendasi etik dalam rangka penyelesaian studinya.

Demikian permohonan kami, atas bantuan dan kerjasamanya disampaikan terima kasih.




Ketua,
Program Studi Sarjana Kedokteran
Fakultas Kedokteran Unhas

Dr. dr. Siti Rafiah,MSi
NIP 196805301997032001

Tembusan Yth :
1. Arsip

Lampiran 3. Surat Rekomendasi Persetujuan Etik



KEMENTERIAN PENDIDIKAN, KEBUDAYAAN, RISET DAN TEKNOLOGI
UNIVERSITAS HASANUDDIN FAKULTAS KEDOKTERAN
KOMITE ETIK PENELITIAN KESEHATAN
RSPTN UNIVERSITAS HASANUDDIN
RSUP Dr. WAHIDIN SUDIROHUSODO MAKASSAR
 Sekretariat : Lantai 2 Gedung Laboratorium Terpadu
 JL.PERINTIS KEMERDEKAAN KAMPUS TAMALANREA KM.10 MAKASSAR 90245.
 Contact Person: dr. Agusallim Bukhari, MMed,PhD, SpGK TELP. 0812-41850858, 0411 5780103, Fax : 0411-581431

REKOMENDASI PERSETUJUAN ETIK

Nomor : 380/UN4.6.4.5.31/ PP36/ 2021

Tanggal: 9 Juni 2021




Dengan ini Menyatakan bahwa Protokol dan Dokumen yang Berhubungan Dengan Protokol berikut ini telah mendapatkan Persetujuan Etik :

No Protokol	UH21060365	No Sponsor	
Peneliti Utama	Reskyuni Nurbaiti	Sponsor	
Judul Peneliti	Karakteristik Pasien Hemodialisis yang Terkonfirmasi COVID-19 di RSUP Wahidin Sudirohusodo Periode April 2020 - Januari 2021		
No Versi Protokol	1	Tanggal Versi	8 Juni 2021
No Versi PSP		Tanggal Versi	
Tempat Penelitian	RS Dr. Wahidin Sudirohusodo Makassar		
Jenis Review	<input checked="" type="checkbox"/> Exempted <input type="checkbox"/> Expedited <input type="checkbox"/> Fullboard Tanggal	Masa Berlaku 9 Juni 2021 sampai 9 Juni 2022	Frekuensi review lanjutan
Ketua Komisi Etik Penelitian Kesehatan FKUH	Nama Prof.Dr.dr. Suryani As'ad, M.Sc.,Sp.GK (K)		
Sekretaris Komisi Etik Penelitian Kesehatan FKUH	Nama dr. Agussalim Bukhari, M.Med.,Ph.D.,Sp.GK (K)		

Kewajiban Peneliti Utama:

- Menyerahkan Amandemen Protokol untuk persetujuan sebelum di implementasikan
- Menyerahkan Laporan SAE ke Komisi Etik dalam 24 Jam dan dilengkapi dalam 7 hari dan Lapor SUSAR dalam 72 Jam setelah Peneliti Utama menerima laporan
- Menyerahkan Laporan Kemajuan (progress report) setiap 6 bulan untuk penelitian resiko tinggi dan setiap setahun untuk penelitian resiko rendah
- Menyerahkan laporan akhir setelah Penelitian berakhir
- Melaporkan penyimpangan dari prokol yang disetujui (protocol deviation / violation)
- Mematuhi semua peraturan yang ditentukan

Lampiran 4. Surat Izin Penelitian

	<p>KEMENTERIAN KESEHATAN REPUBLIK INDONESIA DIREKTORAT JENDERAL PELAYANAN KESEHATAN RUMAH SAKIT UMUM PUSAT DR. WAHIDIN SUDIROHUSODO Jalan Perintis Kemerdekaan Km. 11 Tamalanrea, Makassar, Kode Pos 90245 Telp. (0411) 584675 – 581818 (<i>Hunting</i>), Fax. (0411) 587676 Laman : www.rsupwahidin.com Surat Elektronik : tu@rsupwahidin.com</p>											
<p>Nomor : LB.02.01/2.2/1348/2021 Hal : Izin Penelitian</p>	<p>09 Agustus 2021</p>											
<p>Yth. Kepala Instalasi Rekam Medik</p> <p>Dengan ini kami hadapkan peneliti :</p> <table border="0" style="width: 100%;"> <tr> <td style="width: 20%;">Nama</td> <td>: Reskyuni Nurbaiti</td> </tr> <tr> <td>NIM</td> <td>: C011181093</td> </tr> <tr> <td>Prog. Studi</td> <td>: Sarjana Kedokteran</td> </tr> <tr> <td>Institusi</td> <td>: Fakultas Kedokteran Univ. Hasanuddin Makassar</td> </tr> <tr> <td>No. HP</td> <td>: 0813-4635-4055</td> </tr> </table> <p>Yang bersangkutan akan melakukan penelitian dengan judul “Karakteristik Pasien Hemodialisis yang Terkonfirmasi COVID-19 di RSUP Wahidin Sudirohusodo Periode April 2020 - Januari 2021”, sesuai surat dari Ketua PSSK FKUH, dengan Nomor 10760/UN4.6.8/PT.01.04/2021, tertanggal 27 Mei 2021. Penelitian ini berlangsung sejak tanggal 09 Agustus s.d 09 Oktober 2021, dengan catatan selama penelitian berlangsung peneliti:</p> <ol style="list-style-type: none"> 1. Wajib memakai ID Card selama melakukan penelitian 2. Wajib mematuhi peraturan dan tata tertib yang berlaku 3. Tidak mengganggu proses pelayanan terhadap pasien 4. Tidak diperkenankan membawa status pasien keluar dari Ruang Rekam Medik 5. Tidak diperbolehkan mengambil gambar pasien dan identitas pasien harus dirahasiakan 6. Mematuhi protokol pencegahan Covid 19. <p>Setelah penelitian dilakukan, segera melaporkan Hasil Penelitian kepada Sub Bagian Penelitian dan Pengembangan untuk mendapatkan Surat Keterangan Selesai Meneliti.</p> <p>Demikian, untuk di pergunakan sebagaimana mestinya.</p>			Nama	: Reskyuni Nurbaiti	NIM	: C011181093	Prog. Studi	: Sarjana Kedokteran	Institusi	: Fakultas Kedokteran Univ. Hasanuddin Makassar	No. HP	: 0813-4635-4055
Nama	: Reskyuni Nurbaiti											
NIM	: C011181093											
Prog. Studi	: Sarjana Kedokteran											
Institusi	: Fakultas Kedokteran Univ. Hasanuddin Makassar											
No. HP	: 0813-4635-4055											
<p>Plt. Direktur SSM, Pendidikan dan Penelitian</p> <div style="display: flex; align-items: center; justify-content: center;">  <div style="text-align: center;"> <p>Ridhyaningrum, SKM, M.Kes NIP. 19600271997032001</p> </div> </div>												
