

DAFTAR PUSTAKA

- Abbas, Andrew Lichman, S. P. (2015) *Cellular and Molecular Immunology*. 8th editio. Elseviers.
- Ahn, J. *et al.* (2014) 'Inflammation-driven carcinogenesis is mediated through STING', *Nature Communications*, 5. doi: 10.1038/ncomms6166.
- Amagai, A. K. & M. (2019) 'Skin Barrier', in *Fitzpatrick's Dermatology in General Medicine*. 9th editio, pp. 206–31.
- Anthony A Gaspari, S. I. K. (1991) 'Contact Hypersensitivity', *current protocols in immunology*, 11–15, pp. 583–598.
- Araújo, C. A. C. and Leon, L. L. (2001) 'Biological activities of Curcuma longa L', *Memorias do Instituto Oswaldo Cruz*, 96(5), pp. 723–728. doi: 10.1590/S0074-02762001000500026.
- Badreldin H. Alia, Husnia Marrif b, Salwa A. Nouredayemc, A. O. B. & G. B. (2014) 'Some Biological Properties of Curcumin: A Review', *Natural Product Communications*, 9(8). doi: 10.1177/1934578x1801300928.
- Baliga, M. S. *et al.* (2012) 'Curcumin, an active component of turmeric in the prevention and treatment of ulcerative colitis: Preclinical and clinical observations', *Food and Function*, 3(11), pp. 1109–1117. doi: 10.1039/c2fo30097d.
- Ballantyne, M. and Orr, K. (2017) 'The Pharmacognosy and Therapeutic Efficacy of Turmeric (Curcuma Longa): A Systematic Review'. Available at: <http://digitalcommons.uri.edu/srhonorsprog%5Cnhttp://digitalcommons.uri.edu/srhonorsprog/573http://digitalcommons.uri.edu/srhonorsprog/573>.
- Baroni, A. *et al.* (2012) 'Structure and function of the epidermis related to barrier properties', *Clinics in Dermatology*, 30(3), pp. 257–262. doi: 10.1016/j.clindermatol.2011.08.007.
- Bradley, J. (2008) 'TNF-mediated inflammatory disease', pp. 231–241. doi: 10.1002/path.
- Chen, L. *et al.* (2018) 'Inflammatory responses and inflammation-associated diseases in organs', *Oncotarget*, 9(6), pp. 7204–7218. doi: 10.18632/oncotarget.23208.
- Chen, Xin *et al.* (2012) 'Chemoprevention of 7,12-dimethylbenz[a]anthracene (DMBA)-induced hamster cheek pouch carcinogenesis by a 5-lipoxygenase inhibitor, garcinol', *Nutrition and Cancer*, 64(8), pp. 1211–1218. doi: 10.1080/01635581.2012.718032.
- Choi, J. H. *et al.* (2016) 'Inhibition of inflammatory reactions in 2,4-Dinitrochlorobenzene induced Nc/Nga atopic dermatitis mice by non-Thermal plasma', *Scientific Reports*, 6, pp. 1–11. doi: 10.1038/srep27376.

Guy, R. H. (2016) 'Topical Drug Delivery', in *Rook's Textbook Of Dermatology*. 4th editio. Elsevier Inc, pp. 13.1–10.

Hambire, C. and Hambire, U. (2020) 'Comparative Evaluation of 2% Curcumin and 2% Aloe Vera Gel in the Management of Chronic Recurrent Oral Aphthous Ulcers: A Clinical Study'.

Hirasawa, N. *et al.* (2008) 'Modification of the picryl chloride-induced allergic dermatitis model in mouse ear lobes by 12-O-tetradecanoylphorbol 13-acetate, and analysis of the role of histamine in the modified model', *International Archives of Allergy and Immunology*, 148(4), pp. 279–288. doi: 10.1159/000170381.

Hirasawa, N. *et al.* (2009) 'Analysis of the mechanism for the development of allergic skin inflammation and the application for its treatment: Establishment of a modified allergic dermatitis model in mouse ear lobes by application of 12-O-tetradecanoyl phorbol 13-acetate: Putative i', *Journal of Pharmacological Sciences*, 110(3), pp. 245–250. doi: 10.1254/jphs.09R03FM.

Hosadurga, R. R. *et al.* (2014) 'Evaluation of the efficacy of 2% curcumin gel in the treatment of experimental periodontitis', *Pharmacognosy Research*, 6(4), pp. 326–333. doi: 10.4103/0974-8490.138287.

Iqbal, M. *et al.* (2013) 'Phytochemicals as a potential source for TNF- α inhibitors', *Phytochemistry Reviews*, 12(1), pp. 65–93. doi: 10.1007/s11101-012-9251-7.

Jacob, A. *et al.* (2007) 'Mechanism of the anti-inflammatory effect of curcumin: PPAR- γ activation', *PPAR Research*, 2007. doi: 10.1155/2007/89369.

Joe, B., Vijaykumar, M. and Lokesh, B. R. (2004) 'Biological Properties of Curcumin-Cellular and Molecular Mechanisms of Action', *Critical Reviews in Food Science and Nutrition*, 44(2), pp. 97–111. doi: 10.1080/10408690490424702.

Jurenka, J. S. (2009) 'Anti-inflammatory properties of curcumin, a major constituent of *Curcuma longa*: A review of preclinical and clinical research', *Alternative Medicine Review*, 14(2), pp. 141–153.

Kataranovski, M., Kandolf-Sekulović, L. and Milosavljević, I. (2002) 'Production of TNF-alpha by skin explants of dinitrochlorobenzene-challenged ears in rats: a model for the evaluation of contact hypersensitivity.', *Vojnosanitetski pregled. Military-medical and pharmaceutical review*. doi: 10.2298/VSP0206581K.


Klemme, J. C., Mukhtar, H. and Elmets, C. A. (1987) 'Induction of Contact Hypersensitivity to Dimethylbenz(a)anthracene and Benzo(a)pyrene in C3N/HeN Mice¹', *Cancer Research*, 47(22), pp. 6074–6078.

- Kunnumakkara, A. B. and Bordoloi, D. (2016) 'Curcumin, The Golden Nutraceutical: Multitargeting for Multiple Chronic Diseases'.
- Muchsin, D. *et al.* (2016) 'the Impact of the Frequency of 7,12- Dimethylbenz [Á] Anthracene (Dmba) Administration on the Formation of Dysplasia and Squamous Cell Carcinoma on the Skin of Albino Mice', *Jurnal Administrasi dan Kebijakan Kesehatan Indonesia*, 1(4), pp. 121–126.
- Parameswaran, N. and Patial, S. (2010) 'Tumor Necrosis Factor- α Signaling in Macrophages', *Crit Rev Eukaryot Gene Expr*, 20(2), pp. 87–103.
- Pasparakis, M., Haase, I. and Nestle, F. O. (2014) 'Mechanisms regulating skin immunity and inflammation', *Nature Reviews Immunology*, 14(5), pp. 289–301. doi: 10.1038/nri3646.
- Paulraj, F. *et al.* (2019) 'Molecular pathways modulated by curcumin analogue, diarylpentanoids in cancer', *Biomolecules*, 9(7), pp. 1–14. doi: 10.3390/biom9070270.
- Ravindranath, V. and Chandrasekhara, N. (1980) 'Absorption and tissue distribution of curcumin in rats', *Toxicology*, 16(3), pp. 259–265. doi: 10.1016/0300-483X(80)90122-5.
- Saarnilehto, M. *et al.* (2014) 'Contact sensitizer 2,4-Dinitrochlorobenzene is a highly potent human TRPA1 agonist', *Allergy: European Journal of Allergy and Clinical Immunology*, 69(10), pp. 1424–1427. doi: 10.1111/all.12488.
- Sharma, R. A., Gescher, A. J. and Steward, W. P. (2005) 'Curcumin: The story so far', *European Journal of Cancer*, 41(13), pp. 1955–1968. doi: 10.1016/j.ejca.2005.05.009.
- Shimizu, K. *et al.* (2019) 'Anti-inflammatory action of curcumin and its use in the treatment of lifestyle-related diseases', *European Cardiology Review*, 14(2), pp. 117–122. doi: 10.15420/ecr.2019.17.2.
- Shrotriya, S. *et al.* (2018) 'Skin targeting of curcumin solid lipid nanoparticles-engrossed topical gel for the treatment of pigmentation and irritant contact dermatitis', *Artificial Cells, Nanomedicine and Biotechnology*, 46(7), pp. 1471–1482. doi: 10.1080/21691401.2017.1373659.
- Steinhoff, M. (2016) 'Inflammation, Immunology and Allergy', in *Rooks textbook of dermatology*. 4th editio, pp. 8.1-66.
- Supriono, S., Pratomo, B. and Praja, D. I. (2019) 'Pengaruh Kurkumin Terhadap Kadar NF- κ B dan Derajat Fibrosis Hati pada Tikus Fibrosis Hati', *Jurnal Penyakit Dalam Indonesia*, 5(4), pp. 174–183. doi: 10.7454/jpdi.v5i4.271.
- Suryawati, N. and Jawi, I. M. (2020) 'Potential development of turmeric extract nanoparticles as a topical anti-inflammatory agent', *Bali Medical Journal*, 9(3), p. 573. doi: 10.15562/bmj.v9i3.2026.


- Udey, K. N. & M. C. (2019) 'Basic Principles of Immunologic Diseases in Skin (Pathophysiology of Immunologic/Inflammatory Skin Diseases)', in *Fitzpatrick's Dermatology in General Medicine*. 9th editio. McGraw-Hill Education, pp. 192–205.
- Verma, U. P., Abhaya, G. and Disha, S. (2018) 'Role of Curcuma longa in the Management of Gingivitis', *International Journal of Public Health Science (IJPHS)*, 7(3), p. 216. doi: 10.11591/ijphs.v7i3.14830.
- Vonderheid, E. C. *et al.* (1998) 'The prognostic significance of delayed hypersensitivity to dinitrochlorobenzene and mechlorethamine hydrochloride in cutaneous T cell lymphoma', *Journal of Investigative Dermatology*. doi: 10.1046/j.1523-1747.1998.00206.x.
- Wahlström, B. and Blennow, G. (1978) 'A Study on the Fate of Curcumin in the Rat', *Acta Pharmacologica et Toxicologica*, 43(2), pp. 86–92. doi: 10.1111/j.1600-0773.1978.tb02240.x.
- Widodo, F., Lyrawati, D. and Putu Putra Suryana, B. (2016) 'Potential of Topical Curcumin in Reduction of TNF- α expression and Synovium Hyperplasia on Wistar Rats of Rheumatoid Arthritis Model', *Research Journal of Life Science*, 3(1), pp. 40–48. doi: 10.21776/ub.rjls.2016.003.01.6.
- Wufuer, M. *et al.* (2016) 'Skin-on-a-chip model simulating inflammation, edema and drug-based treatment', *Scientific reports*, 6(37).
- Zhang, E. Y., Chen, A. Y. and Zhu, B. T. (2009) 'Mechanism of dinitrochlorobenzene-induced dermatitis in mice: Role of specific antibodies in pathogenesis', *PLoS ONE*, 4(11). doi: 10.1371/journal.pone.0007703.
- Zhong, Y. *et al.* (2017) 'Effects of Acupuncture on 1-chloro 2,4-dinitrochlorobenzene Induced Allergic Contact Dermatitis in Mice', *journal of Acupuncture and meridian studies*. doi: 10.1016/j.jams.2017.06.004.This.

LAMPIRAN

Lampiran 1





KEMENTERIAN PENDIDIKAN DAN KEBUDAYAAN
UNIVERSITAS HASANUDDIN FAKULTAS KEDOKTERAN
KOMITE ETIK PENELITIAN KESEHATAN
RSPTN UNIVERSITAS HASANUDDIN
RSUP Dr. WAHIDIN SUDIROHUSODO MAKASSAR
Sekretariat : Lantai 2 Gedung Laboratorium Terpadu
JL PERINTIS KEMERDEKAAN KAMPUS TAMALANREA KM.10 MAKASSAR 90245.
Contact Person: dr. Agussalim Bukhari...MMed,PhD, SpGK TELP. 081241850858, 0411 5780103, Fax : 0411-581431



REKOMENDASI PERSETUJUAN ETIK
Nomor : 534/UN4.6.4.5.31/ PP36/ 2020

Tanggal: 7 September 2020

Dengan ini Menyatakan bahwa Protokol dan Dokumen yang Berhubungan Dengan Protokol berikut ini telah mendapatkan Persetujuan Etik :

No Protokol	UH20070289	No Sponsor	
Peneliti Utama	Dr.dr. Faridha Ilyas,SpKK,FINSDV,FAADV	Protokol	
Judul Peneliti	Efek Topikal Gel Ekstrak Kurkumin Terhadap Inflamasi Kulit, TNF- α dan TGF- β Mencit Albino Yang Diinduksi 2,4 Dinitrochlorobenzene		
No Versi Protokol	1	Tanggal Versi	8 Juli 2020
No Versi PSP		Tanggal Versi	
Tempat Penelitian	Laboratoium Fakultas Kedokteran Universitas Hasanuddin Makassar		
Jenis Review	<input type="checkbox"/> Exempted <input checked="" type="checkbox"/> Expedited <input type="checkbox"/> Fullboard Tanggal	Masa Berlaku 7 September 2020 sampai 7 September 2021	Frekuensi review lanjutan
Ketua Komisi Etik Penelitian Kesehatan FKUH	Nama Prof.Dr.dr. Suryani As'ad, M.Sc.,Sp.GK (K)	Tanda tangan	
Sekretaris Komisi Etik Penelitian Kesehatan FKUH	Nama dr. Agussalim Bukhari, M.Med.,Ph.D.,Sp.GK (K)	Tanda tangan	

Kewajiban Peneliti Utama:

- Menyerahkan Amandemen Protokol untuk persetujuan sebelum di implementasikan
- Menyerahkan Laporan SAE ke Komisi Etik dalam 24 Jam dan dilengkapi dalam 7 hari dan Laport SUSAR dalam 72 Jam setelah Peneliti Utama menerima laporan
- Menyerahkan Laporan Kemajuan (progress report) setiap 6 bulan untuk penelitian resiko tinggi dan setiap setahun untuk penelitian resiko rendah
- Menyerahkan laporan akhir setelah Penelitian berakhir
- Melaporkan penyimpangan dari prokol yang disetujui (protocol deviation / violation)
- Mematuhi semua peraturan yang ditentukan

Lampiran 2

Pharmaceutical Chemistry laboratory, Faculty of Pharmacy, UNHAS



Certificate of Analysis

Product Description: Gel
Catalog Number: 101
Lot: QR13341

Formula: Curcumin, Carbomer, TEA, Glys, Hydantoin
CAS #: 9004-53-9
Physical Description: Gel

Formula Weight: N/A
Storage: 15-30 °C

Test	Specification	Result
Identity Test	Passes	Passes
Source		
Moisture	Report Result	6.56%
pH	Report Result	

Head of Laboratory,

Dr. Yusnita Rifai

Lampiran 3

SIGMA-ALDRICH®

sigma-aldrich.com

3050 Spruce Street, Saint Louis, MO 63103, USA

Website: www.sigmaaldrich.com

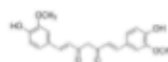
Email USA: techserv@sial.com

Outside USA: eurtechserv@sial.com


Product Name:
Curcumin - from *Curcuma longa* (Turmeric), powder

Certificate of Analysis

Product Number: C1386
Batch Number: MKCF7577
Brand: SIGMA
CAS Number: 458-37-7
MDL Number: MFCD00008365
Formula: C₂₁H₂₀O₆
Formula Weight: 368.38 g/mol
Storage Temperature: Store at -20 °C
Quality Release Date: 26 JAN 2018



Test	Specification	Result
Appearance (Color)	Yellow to Orange	Orange
Appearance (Form)	Powder	Powder
Solubility (Color)	Yellow to Orange	Yellow-Orange
Solubility (Turbidity)	Clear to Hazy	Clear
10 mg/mL, EtOH		
UV/VIS Absorbance	420 - 430 nm	424 nm
Purity (HPLC)	≥ 65 %	71 %



Michael Grady, Manager
Quality Control
Milwaukee, WI US

Lampiran 4

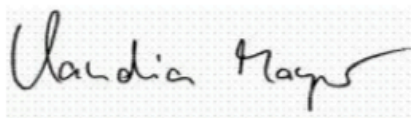
SIGMA-ALDRICH

3050 Spruce Street, Saint Louis, MO 63103 USA
Email USA: techserv@sial.com Outside USA: eurtechserv@sial.com

Certificate of Analysis

Product Name: 1-CHLORO-2,4-DINITROBENZENE
97 %
Product Number: 138630
Batch Number: STBJ0984
Brand: Aldrich
CAS Number: 97-00-7
Formula: $C_6H_3(NO_2)_2$
Formula Weight: 202.55
Quality Release Date: 27 MAR 2019

TEST	SPECIFICATION	RESULT
APPEARANCE (COLOR)	FAINT YELLOW TO YELLOW TO BROWN	FAINT YELLOW
APPEARANCE (FORM)	POWDER OR CRYSTALS OR SOLID OR CHUNKS	POWDER
PURITY (GC AREA %)	≥ 96.5 %	> 99.9 %
INFRARED SPECTRUM	CONFORMS TO STRUCTURE	CONFORMS
PROTON NMR SPECTRUM	CONFORMS TO STRUCTURE	CONFORMS



Claudia Mayer
Manager Quality Control
Steinheim, Germany

Lampiran 5



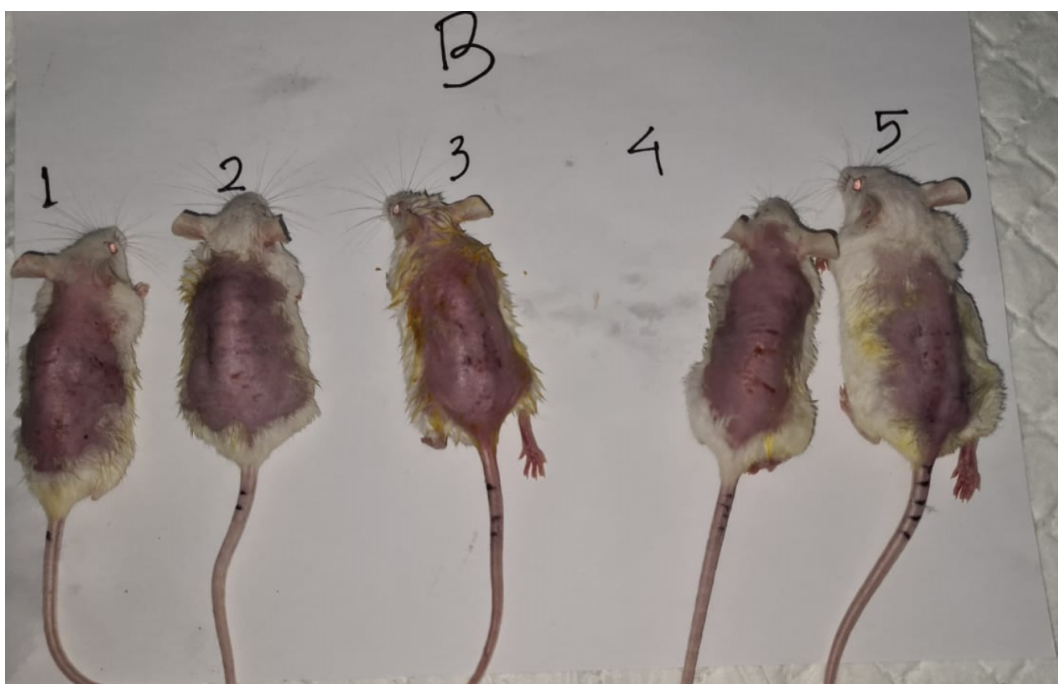
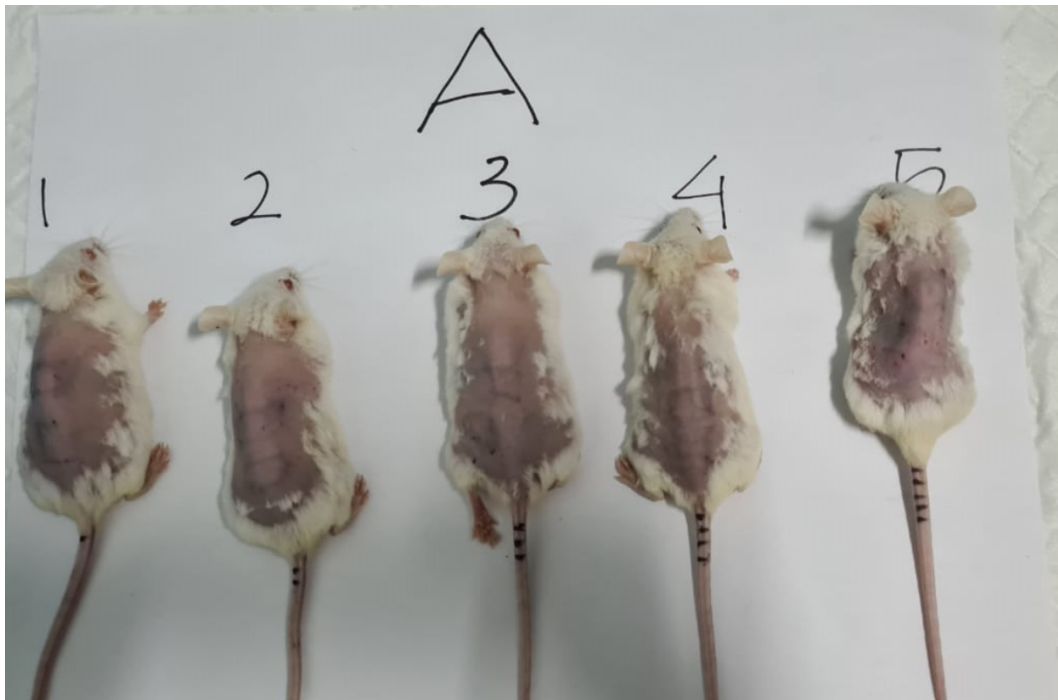
Lampiran 6



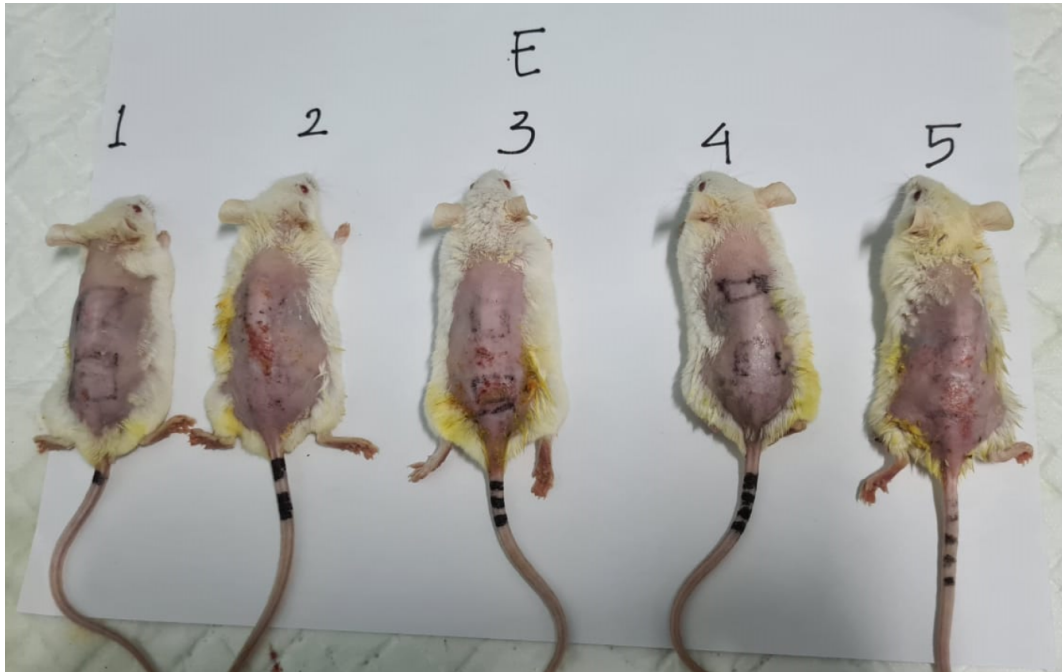




Lampiran 7



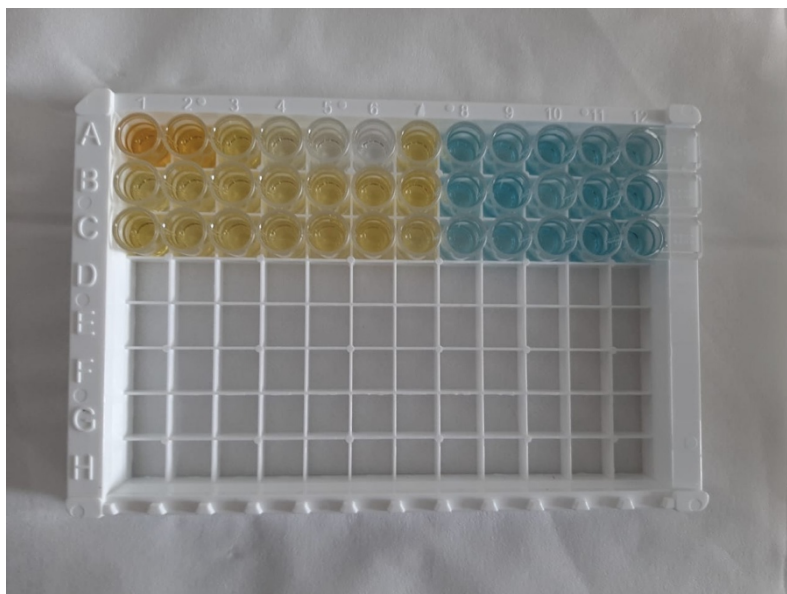
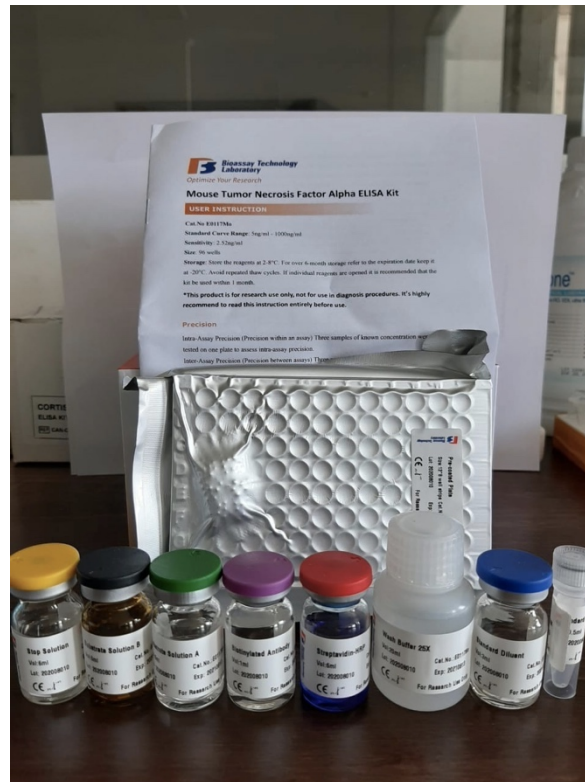




Lampiran 8



Lampiran 9





Lampiran 10

No	Kode Sampel	Nilai OD	Hasil (ng/ml)
1	A1	0,6116	145,3327
2	A2	0,6477	149,2469
3	A3	0,7295	157,6706
4	A4	0,6012	144,1785
5	A5	0,7884	163,4320
6	B1	0,7503	175,7389
7	B2	0,6672	167,4468
8	B3	0,73215	173,9636
9	B4	0,95525	194,2233
10	B5	0,84205	184,3134
11	D1	0,72075	172,8412
12	D2	0,7826	178,8152
13	D3	0,9181	190,9500
14	D4	0,6538	166,0838
15	D5	0,67765	168,4692
16	C1	0,7655	177,1114
17	C2	0,7203	172,7872
18	C3	0,53215	152,5533
19	C4	0,59305	159,5318
20	C5	0,69015	169,7616
21	E1	0,8388	184,0116
22	E2	0,8059	180,9592
23	E3	0,6221	162,6260
24	E4	0,63325	163,9259
25	E5	0,6639	167,1359
26	F1	0,622	162,7234
27	F2	0,5624	156,1035
28	F3	0,6313	163,7184
29	F4	0,6526	165,9632
30	F5	0,596	159,8897

Multiple Comparisons Kadar TNF Alfa

LSD

(I) Kelompok	(J) Kelompok	Mean Difference (I-J)	Std. Error	p
A	B	-27,165	5,722	0,000
	C	-23,460	5,722	0,000
	D	-14,377	5,722	0,019
	E	-19,760	5,722	0,002
	F	-9,707	5,722	0,103
	B	A	27,165	5,722
C		3,705	5,722	0,523
D		12,788	5,722	0,035
E		7,405	5,722	0,208
F		17,458	5,722	0,005
C		A	23,460	5,722
	B	-3,705	5,722	0,523
	D	9,083	5,722	0,126
	E	3,700	5,722	0,524
	F	13,752	5,722	0,024
	D	A	14,377	5,722
B		-12,788	5,722	0,035
C		-9,083	5,722	0,126
E		-5,383	5,722	0,356
F		4,669	5,722	0,423
E		A	19,760	5,722
	B	-7,405	5,722	0,208
	C	-3,700	5,722	0,524
	D	5,383	5,722	0,356
	F	10,052	5,722	0,092

F	A	9,707	5,722	0,103
	B	-17,458	5,722	0,005
	C	-13,752	5,722	0,024
	D	-4,669	5,722	0,423
	E	-10,052	5,722	0,092