

## DAFTAR PUSTAKA

- A.K. Katsaggelos, Y. Eisenberg, F. Zhai, R. Berry, and T.N. Pappas, 2005 ,  
 “Advances in Efficient Resource Allocation for Packet-Based Real-  
 Time Video Transmission,” in Proc. IEEE, vol. 93, no. 1, January  
 2005.
- Annabel Z.Dodd, 2000,*The Essential Guide to Telecommunication (Panduan  
 Pokok untuk Telekomunikasi)*, Yogyakarta; Andi
- Austerberry, David. 2005. *The Technology of Audio and Video Streaming*.  
 Focal Press..
- Clark, Jeremy, 2003. “*Design Flash MX for Broadcast*”. Wiley Publishing..
- Dharmanto Satriyo. Digital TV implementation in other countries (Opening the  
 gates to digital TV).
- Davidson Jonathan, Peters James, Bhatia Manoj, Kalidindi Satish, Mukherjee  
 Sudipto, Juli 2006 “Voice over IP Fundamentals, Second Edition”,  
 Cisco Press, USA.
- ED Tittel, 2004,*SCHAUM’s ouTlines Computer Networking (Jaringan  
 Komputer)*,Jakarta; Erlangga
- Forouzan, Behrouz A, 2001. “Data Communication and Networking”, 2nd Ed,  
 McGrawHill, Boston.
- Gawlinski, Mark. , 2003, *Interactive Television Production*. Focal Press.
- Hayes Jeremiah F. 1984, “Modelling Analysis of Computer Communication  
 Networks”, Plenum Publishing Corporation, New York.
- Ismail,Nanang. 2006. SISTEM KEAMANAN PADA IPTV (Internet Protocol  
 Television). Bidang Khusus Teknologi Informasi Sekolah Teknik  
 Elektro dan Informatika Institut Teknologi Bandung.
- Lee, Jack Y.B. 2005, *Scalable Continuous Media Streaming Systems*. John  
 Wiley & Sons Ltd..

Mike O'Docherty, Object-Oriented Analysis and Design. 2005.

M. Ali Ikhwal, 2007 "Analisa Performansi MPEG-4 video streaming melalui UMTS dedicated chanel. "Tugas Akhir Teknik elektro "Institut Teknologi Sepuluh November, Surabaya

Opening the gates to digital TV (an IEEE Cosmoc Indonesia Chapter Lecture) Perkins, Colin. 2003. RTP: Audio and Video for the Internet. Addison Wesley.

Purbo, Onno.W, 2007. "VoIP Cikal Bakal Telkom Rakyat", PT Prima Infosarana Media, Jakarta.

R. Rejaie, 2003 "On integration of congestion control with Internet streaming applications," in Packet Video workshop,  
Rom and Sidi, 1990. , "Multiple Access Protocol Performance and Analysis", Springer Verlag,

Richardson, Iain E. G, 2003. *H.264 and MPEG-4 Video Compression: Video Coding for Next-generation Multimedia*. John Wiley & Sons Ltd..

Schwartz, Mischa. 1988, "Telecommunication Networks", Addison-Wesley Publishing Company, New York, November.

Sulaiman. N, Carrasco. R and Chester. G, "Analyzing the Performance of Voice over Internet Protocol in a 3G network", IEEE Transaction on Communication,

URL: <http://ietfreport.isoc.org/rfc/rfc4445.txt>

URL: [www.itu.int/ITU-R/study-groups/docs/rsg6-guidetorec/lstdi.doc](http://www.itu.int/ITU-R/study-groups/docs/rsg6-guidetorec/lstdi.doc)

URL: [www.agilent.com](http://www.agilent.com)

URL: [www.apache.org](http://www.apache.org)

## LAMPIRAN A

### LISTING UNTUK HALAMAN USER

#### 1. Listing Program Halaman Registrasi

```
<script language="javascript">
<!--membuat fungsi validasi form daftar -->
function cekForm()
{
    var struser = document.daftar.mem_userid.value;
    if (struser == "")
    {
        alert("User ID masih kosong.")
        document.daftar.mem_userid.focus();
        return false;
    }
    var strpass1 = document.daftar.mem_pass.value;
    if (strpass1 == "")
    {
        alert("Password masih kosong.")
        document.daftar.mem_pass.focus();
        return false;
    }
    var strpass2 = document.daftar.mem_pass2.value;
    if (strpass2 == "")
    {
        alert("Confirm Password masih kosong.")
        document.daftar.mem_pass2.focus();
        return false;
    }
    var strpass1 = document.daftar.mem_pass.value;
    var strpass2 = document.daftar.mem_pass2.value;
    if (strpass1 != strpass2)
    {
        alert("Password harus sama.")
        document.daftar.mem_pass2.focus();
        return false;
    }
    var strnama = document.daftar.mem_nama.value;
    if (strnama == "")
    {
        alert("Nama masih kosong.")
        document.daftar.mem_nama.focus();
        return false;
    }
}
```

```

}
var stremail = document.daftar.mem_email.value;
if (stremail == "")
{
    alert("Email masih kosong.")
    document.daftar.mem_email.focus();
    return false;
}
else
{
    if (stremail.indexOf('@',0) == -1 || stremail.indexOf('.',0)
== -1)
    {
        alert("Menulis email kurang tepat.")
        document.daftar.mem_email.select();
        document.daftar.mem_email.focus();
        return false;
    }
}
var strtlp = document.daftar.mem_telp.value;
if (strtlp == "")
{
    alert("Nomor telepon masih kosong.")
    document.daftar.mem_telp.focus();
    return false;
}
var strhp = document.daftar.mem_hp.value;
if (strhp == "")
{
    alert("Nomor HP masih kosong.")
    document.daftar.mem_hp.focus();
    return false;
}
var stralamat = document.daftar.mem_alamat.value;
if (stralamat == "")
{
    alert("Alamat masih kosong.")
    document.daftar.mem_alamat.focus();
    return false;
}
var strkota = document.daftar.mem_kota.value;
if (strkota == "")
{

```

```

        alert("Kota masih kosong.")
        document.daftar.mem_kota.focus();
        return false;
    }

    return true;
}
</script>
<h2 align="center"><a href="#">Daftar Member</a></h2><br />
<table width="100%" border="0" cellspacing="0" cellpadding="0">
  <tr>
    <td><table width="100%" border="0" cellspacing="0" cellpadding="0">
      <tr>
        <td class="daftar">
          <form action="?page=daftar-act.html" method="post"
            name="daftar" id="daftar" onSubmit="return cekForm()">
            <table width="100%" border="0" cellpadding="2" cellspacing="2"
              class="daftar">
              <tr>
                <td width="23%"><div align="right"><strong>User ID
                </strong></div></td>
                <td width="77%"><input name="mem_userid" type="text"
                id="mem_userid" size="20" maxlength="12" style="background-
                color:#CCCCCC"/></td>
                <td width="0%" rowspan="12"></td>
              </tr>
              <tr>
                <td>&nbsp;</td>
                <td>Minimal 4 karakter, kombinasi
                huruf dan angka.</td>
              </tr>
              <tr>
                <td><div
                align="right"><strong>Password</strong></div></td>
                <td><input name="mem_pass" type="password"
                id="mem_pass" size="20" maxlength="12" style="background-
                color:#CCCCCC;"/></td>
              </tr>
              <tr>
                <td>&nbsp;</td>
            </table>
          </form>
        </td>
      </tr>
    </table>
  </td>
</tr>

```

```

        <td>Minimal 4 karakter, kombinasi
huruf dan angka.</td>
    </tr>
    <tr>
        <td><div align="right"><strong>Konfirmasi Password
</strong></div></td>
        <td><input name="mem_pass2" type="password"
id="mem_pass2" size="20" maxlength="12" style="background-
color:#CCCCCC;"/></td>
    </tr>
    <tr>
        <td><div align="right"><strong>Nama Lengkap
</strong></div></td>
        <td><input name="mem_nama" type="text" id="mem_nama"
size="30" style="background-color:#CCCCCC;"/></td>
    </tr>
    <tr>
        <td><div align="right"><strong>Jenis Kelamin
</strong></div></td>
        <td>
            <select name="mem_jenkel"
id="mem_jenkel" style="height: 22px; background-color:#CCCCCC;">
                <option value="0" selected="selected">-
PILIH -</option>
                <option value='Laki-laki'>Laki-laki</option>
                <option
value='Perempuan'>Perempuan</option>
            </select></td>
    </tr>
    <tr>
        <td><div align="right"><strong>E-mail</strong></div></td>
        <td><input name="mem_email" type="text" id="mem_email"
size="40" style="background-color:#CCCCCC;"/></td>
    </tr>
    <tr>
        <td>&nbsp;</td>
        <td><p>Penulisan email tepat, contoh
: sanie4soulm@yahoo.com</p>
<p>Email harus yang masih aktif.</p></td>
    </tr>
    <tr>
        <td valign="top"><div align="right"><strong>Alamat
Lengkap</strong></div></td>

```

```

        <td><textarea name="mem_alamat" cols="35" rows="3"
style="background-color:#CCCCCC;"></textarea></td>
        </tr>
        <tr>
        <td valign="top"><div align="right"><strong>No. Telp
</strong></div></td>
        <td><input name="notel" type="text" id="notel" size="20"
style="background-color:#CCCCCC;"/></td>
        </tr>
        <tr>
        <td valign="top"><div align="right"><strong>No.
HP</strong></div></td>
        <td><input name="nohp" type="text" id="nohp" size="30"
style="background-color:#CCCCCC;"/></td>
        </tr>
        <tr>
        <td valign="top">&nbsp;</td>
        <td><input name="upload" type="submit" class="buttonbrows"
id="upload" value="Kirim" style="font-weight: bold; color:#CCCCCC;
border:#E8C48B 1px outset; background-color:#666666; padding-
bottom: 4px; width: 60px; height: 25px;"/>
        <input name="reset" type="reset" class="buttonbrows"
id="reset" value="Reset" style="font-weight: bold; color:#CCCCCC;
border:#E8C48B 1px outset; background-color:#666666; padding-
bottom: 4px; width: 60px; height: 25px;"/></td>
        </tr>
    </table>
</form>
</td>
</tr><tr><td class="buku">&nbsp;</td></tr></table></td></tr></table>

```

## 2. Listing Program Form Login User / Member

```

<?
include ("librari/inc.koneksi.php");
include ("librari/cek_sesi.php");
?>
<style>a:link{color:#1CC2D0}</style>
<table width="138" border="0">
    <form id="form2" name="form2" method="post"
action="index.php?page=periksa.html">

```

```

<tr><td width="132" align="left" style="color:#000000">User</td>
</tr>
<tr><td width="132"><input type="text" name="mem_user"
id="mem_user" size="22" style="background-
color:#CCCCCC"></td></tr>
<tr><td align="left" style="color:#000000">Pass</td></tr>
<tr><td><input type="password" name="mem_pass"
id="mem_pass"size="22" style="background-
color:#CCCCCC"></td></tr>
<tr align="center">
    <td align="right" colspan="3">
        <input type="submit" name="login" value="Login" style="font-
weight: bold; color:#CCCCCC; border:#E8C48B 1px outset;
background-color:#666666; padding-bottom: 4px; width: 50px;
height: 20px;" /></td>
</tr>
<tr>
    <td align="right" colspan="3" style="color:#49ADF8"><a
href="?page=daftar.html" class="style2"><strong>R E G I S T E
R</strong></a></td>
</tr>
</form>
</table>

```

### 3. Listing Program Halaman Lihat Video Film atau Music

```

<?
include"config.php";
$jml=0;
?>
<style type="text/css">
<!--
.style1
{
    color: #990000;
    font-weight: bold;
}
-->

```



```

</style>
<div class="post">
<h3 style="color:#A39F30">&nbsp;  FILM TERKINI</h3>
<?
// Tampilkan 3 produk terbaru
$batas=5;
$halaman=$_GET['halaman'];
if(empty($halaman))
{
    $posisi=0;
    $halaman=1;
}
else
{
    $posisi = ($halaman-1) * $batas;
}

    $stampil=("SELECT * FROM tbl_film where kategori='film' limit
$posisi,$batas");
    $hasil=mysql_query($stampil);
    $tes=mysql_num_rows($hasil);
    if($tes==0)
    {
        ?>
        <script>
        alert('Mohon Maaf \nUntuk Sementara belum ada
data Film didalam DATABASE .');
        window.location.href='?page=home.html';

```

```

        </script>
    <?
}

    $no=$posisi+1;

while($t=mysql_fetch_array($hasil))
{
    //$tgl = tgl_indo($t[tanggal]);
    echo "<br><tr><td >Judul Film : <b><font
size=3>$t[judul]</font></B></td></tr>";

    echo "<br><tr><td class=isi>";
    if ($t[gambar]!="")
    {
        echo "<img src='$t[gambar]' width=170 border=0
height=100 hspace=10 border=0 align=left>";
    }

    echo "<br><tr><td >$t[sinopsis]</td></tr>";

?>
    <div align="left"><br /><a href="index.php?page=katalog-
film_2.html&news=<?echo$t[id_film]?>" >Lihat Trailer</a> </div>
<br />

<?
}
?>

```

```

</div>
</table>
<div align="center"><br /><br />
<?
$file="index.php?page=katalog-film.html";

$stampil2="select * from tbl_film where kategori='film'";
$hasil2=mysql_query($stampil2);
$jmlldata=mysql_num_rows($hasil2);

$jmlhalaman=ceil($jmlldata/$batas);

//link ke halaman sebelumnya (previous)
if($halaman > 1)
{
    $previous=$halaman-1;
    echo "<A HREF=$file&halaman=1><< First</A> | <A
    HREF=$file&halaman=$previous>< Previous</A> | ";
}
else
{
    echo "&nbsp;&nbsp;&nbsp;<< First | < Previous | ";
}

$angka=($halaman > 3 ? " ... " : " ");
for($i=$halaman-2;$i<$halaman;$i++)
{
    if ($i < 1)

```

```

        continue;
    $angka .= "<a href=$file&halaman=$i>$i</A> ";
}

$angka .= " <b>$halaman</b> ";
for($i=$halaman+1;$i<($halaman+3);$i++)
{
    if ($i > $jmlhalaman)
        break;
    $angka .= "<a href=$file&halaman=$i>$i</A> ";
}

$angka .= ($halaman+2<$jmlhalaman ? " ...
    <a href=$file&halaman=$jmlhalaman>$jmlhalaman</A> " :
    " ");

echo "$angka";

//link kehalaman berikutnya (Next)
if($halaman < $jmlhalaman)
{
    $next=$halaman+1;
    echo " | <A HREF=$file&halaman=$next>Next ></A> | <A
    HREF=$file&halaman=$jmlhalaman>Last >></A> ";
}
else
{
    echo " | Next > | Last >>";
}

```

```
?>
</p></div>
```

#### 4. Listing Program Halaman Katalog Film Cari Berdasarkan Kategori

```
<?
include"config.php";
$jml=0;
?>
<style type="text/css">
<!--
.style1
{
    color: #990000;
    font-weight: bold;
}
-->
</style>
<div class="post">
<h3 style="color:#A39F30">Film <?echo"$cari";?> Terkini</h3>
<?
// Tampilkan 3 produk terbaru
$batas=5;
$halaman=$_GET['halaman'];
if(empty($halaman))
{
    $posisi=0;
    $halaman=1;
```

```

}
else
{
    $posisi = ($halaman-1) * $batas;
}
$stampil=("SELECT * FROM tbl_film where jenis_film='$cari' limit
$posisi,$batas");
$hasil=mysql_query($stampil);
$tes=mysql_num_rows($hasil);
if($tes==0)
{
    ?>
        <script>
        alert('Mohon Maaf \ndata Film yang anda cari
belum tersedia .');
        window.location.href='?page=home.html';
        </script>
    <?
}

$no=$posisi+1;

while($t=mysql_fetch_array($hasil))
{
    //$tgl = tgl_indo($t[tanggal]);
    echo "<br><tr><td >Judul Film : <b><font
size=3>$t[judul]</font></B></td></tr>";
    echo "<br><tr><td class=isi>";

```

```

        if (${gambar}!=")
            {
                echo "<img src='${gambar}' width=170 border=0
height=100 hspace=10 border=0 align=left>";
            }

        echo "<br><tr><td >Sinopsis : ${sinopsis}</td></tr>";

?>
        <div align="left"><br /><a href="index.php?page=katalog-
film_2.html&amp;news=<?echo${id_film}?>" >Lihat Trailer</a> </div>
        <br /><br />

<?
}
?>
</div>
</table>
<div align="center"><br /><br />
<?
$file="index.php?page=katalog-film.html";

$stampil2="select * from tbl_film where jenis_film='$cari'";
$hasil2=mysql_query($stampil2);
$jmlldata=mysql_num_rows($hasil2);

$jmlhalaman=ceil($jmlldata/$batas);

```

```

//link ke halaman sebelumnya (previous)
if($halaman > 1)
{
    $previous=$halaman-1;
    echo "<A HREF=$file&amp;halaman=1><< First</A> | <A
HREF=$file&amp;halaman=$previous>< Previous</A> | ";
}
else
{
    echo "&nbsp;&nbsp;&nbsp;<< First | < Previous | ";
}

$angka=($halaman > 3 ? " ... " : " ");
for($i=$halaman-2;$i<$halaman;$i++)
{
    if ($i < 1)
        continue;
    $angka .= "<a href=$file&amp;halaman=$i>$i</A> ";
}

$angka .= " <b>$halaman</b> ";
for($i=$halaman+1;$i<($halaman+3);$i++)
{
    if ($i > $jmlhalaman)
        break;
    $angka .= "<a href=$file&amp;halaman=$i>$i</A> ";
}

$angka .= ($halaman+2<$jmlhalaman ? " ...

```



```

        <a href=$file&amp;halaman=$jmlhalaman>$jmlhalaman</A> " :
    " ");

echo "$angka";

//link kehalaman berikutnya (Next)
if($halaman < $jmlhalaman)
{
    $next=$halaman+1;
    echo " | <A HREF=$file&amp;halaman=$next>Next ></A> | <A
HREF=$file&amp;halaman=$jmlhalaman>Last >></A> ";
}
else
{
    echo " | Next > | Last >>";
}

?>
</p></div>

```

## 5. Listing Program Halaman Keranjang Belanja

```

<?
include"config.php";
$cek_user = mysql_query("select * from tbl_member where
user='$user_aktif");
$view_user = mysql_fetch_array($cek_user);
$view_row = mysql_num_rows($cek_user);
$user_id = $view_user[user];
$user_email = $view_user[email];

```

```

if ($view_row==0)
{
$error = "<div align=\"center\" class=\"txt-list-warn\">Maaf, Anda belum
bisa memasuki halaman ini. Silakan login dulu.</div>";
?>
<script>
alert('Anda belum bisa mengakses halaman ini,\nSilakan login dulu. ');
window.location.href='?page=home.html';
</script>
<?
} else {
//cari buku

$cek_katalog=mysql_query("select * from tbl_film where id_film='$id'");
$view_katalog=mysql_fetch_array($cek_katalog);
$brg_nama=$view_katalog[nama];
$jenis=$view_katalog[jenis_film];
$kat_harga=$view_katalog[harga];
$judul=$view_katalog[judul];

//cek produk di database kios_belanja
$cek_pesanan=mysql_query("select * from tbl_belanja where
or_nama='$brg_nama' and or_user='$user_id' and or_pesan='0'");
$row_pesanan=mysql_num_rows($cek_pesanan);
}
//masukkan pesanan
if ($item=="add" && $row_pesanan==0 && $view_row!=0) {
$kat_qty=1;
$or_tgl=date("d M Y");

```

```

$or_total=$kat_harga*$kat_qty;
$add_pesan=mysql_query("insert into
tbl_belanja(or_user,batid,or_nama,or_harga,or_total,or_tgl,jenis_film,ju
dul)
values('$user_id','$id','$brg_nama','$kat_harga','$or_total','$or_tgl','$jen
is','$judul')");
$pesan = "";
$pesan2="<center><b>Berikut pemesanan Anda di Keranjang
Belanja<br />Jumlah Produk yang dipesan: $row_pesan
Produk.</b></center>";
}
//delete dan ubah pesanan
if ($act=="Hapus") {
$del=mysql_query("DELETE FROM tbl_belanja WHERE batid='$id'
and or_user='$user_id' and or_pesan='0'");
$pesan = "";
$pesan2="<center><b>Berikut pemesanan Anda di Keranjang
Belanja.</b></center>";
}
else if ($act=="Hitung")
{
$or_total=$kat_harga*$qty;
if ($qty>$jumlah_brg)
{
?>
<script>
alert('Anda Stock Tidak Mencukupi, Stock yang Tersisa : <?
echo"$jumlah_brg";?> Buah.');
```

```

</script>
<? $qty=1; exit;
}
$jmlh=$jumlah_brg - $qty;
$update_pesanan=mysql_query("update tbl_belanja set
or_qty='$qty',or_total='$or_total' where batid='$id' and
or_user='$user_id' and or_pesanan='0'");
$update_barang=mysql_query("update tbl_produk set
stock='$jmlh',jumlah_pesanan='$qty' where id='$id'");
$pesan = "";
$pesan2="<center><b>Berikut pemesanan Anda di Keranjang
Belanja<br />Jumlah Produk yang dipesan: $row_pesanan
Produk.</b></center>";
}
//menampilkan pesanan
$view_pesanan =mysql_query("select * from tbl_belanja where
or_user='$user_id' and or_pesanan='0'");
$row_pesanan=mysql_num_rows($view_pesanan);
$g=0;
while($d=mysql_fetch_row($view_pesanan)){
$a[$g][0] = $d[0]; //id
$a[$g][1] = $d[1]; //barang id
$a[$g][2] = $d[2]; //user
$a[$g][3] = $d[3]; //nama barang
$a[$g][4] = $d[4]; //harga
$a[$g][5] = $d[5]; //qty
$a[$g][6] = $d[6]; //total
$a[$g][7] = $d[7]; //harga
$a[$g][8] = $d[8]; //qty

```

```

$a[$g][9] = $d[9]; //total
$a[$g][10] = $d[10]; //harga
$a[$g][11] = $d[11]; //qty
$a[$g][12] = $d[12]; //total
$a[$g][13] = $d[13]; //total
$g++;
}
if($row_pesan==0){
$pesan="<font color=\"#CC0000\"><b><center>Tidak ada produk yang
dipesan di keranjang belanja.</font></b></center>";
$link="";
$pesan2="";
} else {
$link = "<a href=\"?page=katalog.html\"><font
color=\"#990000\"><Strong>Lanjutkan Belanja</Strong></a> |
<a href=\"?page=checkout.html\"><font size=\"2\"
color=\"#990000\"><Strong>Checkout</Strong></a>";
$pesan="";
$pesan2="<center><b>Berikut pemesanan Anda di Keranjang
Belanja<br />Jumlah Produk yang dipesan: $row_pesan
Produk.</b></center>";
}
//cekout
?>
<table width="100%" border="0" cellspacing="0" cellpadding="0">
<tr>
<td><table width="100%" border="0" cellpadding="0"
cellspacing="0">
<tr>

```

```

        <td class="buku" ><table width="100%" border="0"
cellspacing="2" cellpadding="3">
        <tr>
        <td class="daftar">
<?
echo"$error$pesan$pesan2<hr size="\1\" noshade
color="\#CCCCCC\" />";
for($i=0;$i<$row_pesana;$i++){
$harga = number_format($a[$i][4]);
$harga = str_replace(",",".", $harga);
$total = $a[$i][4]*$a[$i][5];
$total_crn = number_format($total);
$total_crn = str_replace(",",".", $total_crn);
echo"<form action="\?page=kbelanja.html&id=".$a[$i][1].\""
method="post\" name="form1\" id="form1\">
        <table align="center" width="100%" border="0"
cellspacing="0" cellpadding="3" class="daftar">
        <tr>
        <td width="25%" valign="top"><div align="right">Judul
Film:
        </div></td>
        <td width="75%"
        valign="top"><strong>".$a[$i][13]."</strong></td>
        </tr><tr>
        <td><div align="right">Harga :</div></td>
        <td>Rp $harga,-</td>
        </tr><tr><tr>
        <td style="border-bottom: 1px #F9D7B7
solid">&nbsp;</td>

```

```

        <td style=\"border-bottom: 1px #F9D7B7 solid\">
            <input type=\"submit\" class=\"butbelanja\" name=\"act\"
value=\"Hapus\" style=\"font-weight: bold; color:#CCCCCC;
border:#E8C48B 1px outset;    background-color:#666666; padding-
bottom: 4px; width: 60px; height: 25px;\"/></td>
    </tr>
</table>
</form>";
}
// menghitung total pesanan
$hitung = mysql_query("select sum(or_total) from tbl_belanja where
or_user='$user_id' and or_pesanan='0'");
$hitung = mysql_fetch_array($hitung);
$hitung = $hitung["sum(or_total)"];
$hitung = str_replace(",",".",number_format($hitung));
$hitung = "Total yang harus dibayar: <strong>Rp $hitung,-</strong><hr
noshade />";
echo"<div class=\"link01\" align=\"right\">$hitung$link</div>";
?></td></tr></table></td></tr>
    </table></td>
</tr>
</table>

```

## 6. Listing Program Halaman Konfirmasi

```

<?
include"config.php";

$cek_user = mysql_query("select * from tbl_member where
user='$user_aktif");

```

```

$view_user = mysql_fetch_array($cek_user);
$view_row = mysql_num_rows($cek_user);
$user_id = $view_user[user];
$user_email = $view_user[email];
if ($view_row==0)
{
$error = "<div align=\"center\" class=\"txt-list-warn\">Maaf, Anda belum
bisa memasuki halaman ini. Silakan login dulu.</div>";
?>
<script>
alert('Anda belum bisa mengakses halaman ini,\nSilakan login dulu.');
```

window.location.href='?page=home.html';
</script>
<?
} else {?>
<table width="100%" border="0" cellpadding="0" cellspacing="0"
id="table\_isi">
<tr>
<td><form action="index.php?page=konfir-upload-
act.html"method="post" onSubmit="return cekForm()"
enctype="multipart/form-data" name="upload" id="upload">
<table width="100%" border="0" cellpadding="2" cellspacing="2"
class="upload">
<tr>
<td width="26%"><div align="right" ><strong
>Nama</strong></div></td>
<td width="74%"><input name="nama" type="text" id="nama"
size="30" style="background-color:#CCCCCC"/></td>



```

</tr><tr>
  <td width="26%"><div align="right" ><strong >No.
Rekening</strong></div></td>
  <td width="74%"><input name="no_rekening" type="text"
id="no_rekening" size="30" style="background-
color:#CCCCCC"/></td>
</tr><tr>
  <td width="26%"><div align="right"><strong >Bank
Asal</strong></div></td>
  <td width="74%"><input name="bank_asal" type="text"
id="bank_asal" size="20" style="background-color:#CCCCCC"/></td>
</tr><tr>
  <td width="26%"><div align="right"><strong >Bank
Tujuan</strong></div></td>
  <td width="74%"><select name="bank_tujuan" id="bank_tujuan"
style="background-color:#CCCCCC;">
    <option value="BCA" selected="selected">BCA</option>
    <option value="Mandiri">Mandiri</option>
    <option value="BNI">BNI</option>
  </select></td></tr><tr>
  <td width="26%"><div align="right"><strong >Jumlah
Pengiriman</strong></div></td>
  <td width="74%"><input name="jumlah" type="text" id="jumlah"
size="25" style="background-color:#CCCCCC"/></td>
</tr><tr><td><div align="right" ><strong>Bukti Pembayaran
</strong></div></td><td>
  <select name="bukti" id="bukti" style="background-
color:#CCCCCC;">
    <option value="1" selected="selected">Ya</option>

```

```

        <option value="0">Tidak</option>
    </select> </td><tr>
        <td><div align="right" ><strong>Bukti Pembayaran</strong>
</div></td><td>
        <input name="file_gambar" type="file" class="buttonbrows"
id="file_gambar" size="30" style="background-
color:#CCCCCC;"/></td></tr><tr><td valign="top">&nbsp;</td><td>
        <input name="upload" type="submit" class="buttonbrows"
id="upload" value="Upload" style="font-weight: bold; color:#CCCCCC;
border:#E8C48B 1px outset; background-color:#666666; padding-
bottom: 4px; width: 60px; height: 25px;"/>
        <input name="reset" type="reset" class="buttonbrows"
id="reset" value="Reset" style="font-weight: bold; color:#CCCCCC;
border:#E8C48B 1px outset; background-color:#666666; padding-
bottom: 4px; width: 60px; height: 25px;"/></td>
    </tr></table></form></td></tr><tr><td>&nbsp;</td></tr></table>
<?}?>

```

## 7. Listing Program Halaman Konfirmasi

```

<?
include"config.php";
$cek_user = mysql_query("select * from tbl_member where
user='$user_aktif");
$view_user = mysql_fetch_array($cek_user);
$view_row = mysql_num_rows($cek_user);
$user_id = $view_user[user];
$user_email = $view_user[email];
if ($view_row==0)
{
$error = "<div align=\"center\" class=\"txt-list-warn\">Maaf, Anda belum
bisa memasuki halaman ini. Silakan login dulu.</div>";
?>
<script>
alert('Anda belum bisa mengakses halaman ini,\nSilakan login dulu.');
```

```

<?
} else {?>

<?
include"config.php";
// menampilkan data user

// menampilkan pesanan
$view_pesan =mysql_query("select * from tbl_belanja where
or_user='$user_id' and or_pesan='2'");
$row_pesan=mysql_num_rows($view_pesan);
$g=0;
while($d=mysql_fetch_array($view_pesan)){
$a[$g][0] = $d[0]; //id
$a[$g][1] = $d[1]; //katalog id
$a[$g][2] = $d[2]; //user
$a[$g][3] = $d[3]; //judul
$a[$g][4] = $d[4]; //harga
$a[$g][5] = $d[5]; //qty
$a[$g][6] = $d[6]; //total
$a[$g][7] = $d[7]; //total
$a[$g][8] = $d[8]; //total
$a[$g][9] = $d[9]; //total
$a[$g][10] = $d[10]; //total
$a[$g][11] = $d[11]; //total
$a[$g][12] = $d[12]; //total
$a[$g][13] = $d[13]; //total
$g++;
}
// menghitung total pesanan
$hitung = mysql_query("select sum(or_total) from tbl_belanja where
or_user='$user_id' and or_pesan='1'");
$hitung = mysql_fetch_array($hitung);
$hitung = $hitung["sum(or_total)"];
$hitung = str_replace(",",".",number_format($hitung));
$hitung = "<br />Total yang harus dibayar: <strong>Rp $hitung,-
</strong></li></ul>";
?>
<!DOCTYPE html PUBLIC "-//W3C//DTD XHTML 1.0 Transitional//EN"
"http://www.w3.org/TR/xhtml1/DTD/xhtml1-transitional.dtd">
<html xmlns="http://www.w3.org/1999/xhtml">
<head>

```

```

<meta http-equiv="Content-Type" content="text/html; charset=iso-
8859-1" />
<link href="adm_style.css" rel="stylesheet" type="text/css" />
</head>

<body>
<table width="100%" border="0" cellpadding="0" cellspacing="0"
id="table_isi">

<tr>
  <td class="katalog"><br />
    <div align="center" id="h5"><strong>Berikut Data Video
besaerta Kode Pembuka Video yang anda pesan : <br
/></strong></div>
    <div><br />
      <?
          echo "<ul type='square'>";
          for($i=0;$i<$row_pesan;$i++){
              $total_item =
number_format($a[$i][4]);
              $total_item = str_replace(",",".",
$total_item);
              echo "<li>Judul :
<br>Harga: <strong>Rp
<br>No.Pemesanan:
<br>Kode Pembuka:
<strong>". $a[$i][13]. "</strong>
              $total_item</strong>
<strong>" . $a[$i][0]. " "</strong>
              <strong>" . $a[$i][12]. " "</strong></li>";
          }
      ?>
    </div>

  </td>
</tr>
</table></body></html><?><?>

```

## LISTING UNTUK HALAMAN USER

### 1. Listing Program Halaman Login Admin

```
<? session_start();?>
<!DOCTYPE html PUBLIC "-//W3C//DTD XHTML 1.0 Strict//EN"
"http://www.w3.org/TR/xhtml1/DTD/xhtml1-strict.dtd">
<!--
Design by Free CSS Templates
http://www.freecsstemplates.org
Released for free under a Creative Commons Attribution 2.5 License
```

Name : Long Beach

Description: A two-column, fixed-width design with dark color scheme.

Version : 1.0

Released : 20081210

```
-->
<html xmlns="http://www.w3.org/1999/xhtml">
<head>
<meta name="keywords" content="" />
<meta name="description" content="" />
<meta http-equiv="content-type" content="text/html; charset=utf-8" />
<title>Faridah TV.com</title>
<link rel="shortcut icon" href="images/icon.gif" />
<link href="style.css" rel="stylesheet" type="text/css" media="screen"
/>
<script src="Scripts/AC_RunActiveContent.js"
type="text/javascript"></script>
</head>
```

```

<body>
<div id="wrapper">
  <div id="header">
    <div id="logo">
      <h1><a href="#"></a></h1>

    </div>

    <!-- end #search -->
  </div>
  <!-- end #header -->
  <div id="menu">
    <ul>
      <li><a href="#">Administrator</a></li>
    </ul>
  </div>
  <!-- end #menu -->
  <div id="page">
    <div id="content">
      <div class="post">
        <h1 class="title"><a href="#">Login
Admin</a></h1>

        <div class="entry">
          <p align="center">

          <?
          $warn = $_GET['warn'];
          if ($warn == "try") {

```

```

        echo "<img src=\"images/ic_warn.gif\" alt=\"Warning\"
width=\"23\" height=\"23\" align=\"center\"/><br><strong>User atau
password salah.</strong><br /><br />";
    }
    else if ($warn == "logout") {
        echo "<img src=\"images/ic_yes.gif\" alt=\"Warning\"
width=\"23\" height=\"23\" align=\"center\"/><br><strong>Anda telah
logout dengan sukses. <br />Silakan masukkan user dan password
jika ingin login lagi.</strong><br /><br />";
    } else if ($warn == "logerror") {
        echo "<img src=\"images/ic_warn.gif\" alt=\"Warning\"
width=\"23\" height=\"23\" align=\"center\"/><br><strong>Logout
gagal.</strong><br /><br />";
    }
    else {
        echo "";
    }
    ?>
</p>

```

```

        <form id="login" name="login" method="post"
action="cekuser.php">
            <table align="left" width="80%" border="0"
cellpadding="0" cellspacing="0" class="login" id="table_login">
                <tr>
                    <td colspan="3" align="center"></td>
                </tr>

```

```

<tr>
  <td width="198"><div
align="right"><strong>User</strong></div></td>
  <td width="13">:</td>
  <td width="324"><input name="kios_user" type="text"
id="kios_user" style="background-color:#CCCCCC"/></td>
</tr>
<tr>
  <td><div
align="right"><strong>Password</strong></div></td>
  <td>:</td>
  <td><input name="kios_pass" type="password"
id="kios_pass" style="background-color:#CCCCCC;"/></td>
</tr>
  <tr>
    <td>&nbsp;</td>
    <td>&nbsp;</td>
    <td>&nbsp;</td>
  </tr>
  <tr>
    <td>&nbsp;</td>
    <td>&nbsp;</td>
    <td><input name="imageField" type="image" class="button"
src="images/but_login.gif" alt="Login" /></td>
  </tr>
  <tr>
    <td>&nbsp;</td>
    <td>&nbsp;</td>
    <td>&nbsp;</td>
  </tr>

```



```

        </tr>
    </table>

        </form>    </p>
                </div>
            </div>
    </div>
    <!-- end #content -->
    <div id="sidebar">
        <ul>
            <li>
                <h2>Clock & Calender</h2>
                <ul>
                    <li>
                        &nbsp;&nbsp;&nbsp;&nbsp;<script
type="text/javascript">
AC_FL_RunContent(
'codebase','http://download.macromedia.com/pub/shockwave/cabs/flas
h/swflash.cab#version=7,0,19,0','width','130','height','130','title','a','src','i
mages/clock_calendar','quality','high','pluginspage','http://www.macrom
edia.com/go/getflashplayer','movie','images/clock_calendar' ); //end AC
code
</script><noscript><object classid="clsid:D27CDB6E-AE6D-11cf-
96B8-444553540000"
codebase="http://download.macromedia.com/pub/shockwave/cabs/flas
h/swflash.cab#version=7,0,19,0" width="130" height="130" title="a">
        <param name="movie"
value="images/clock_calendar.swf" />
        <param name="quality" value="high" />

```

```

        <embed src="images/clock_calendar.swf"
quality="high"
pluginspage="http://www.macromedia.com/go/getflashplayer"
type="application/x-shockwave-flash" width="130"
height="130"></embed>
        </object></noscript>
</li></ul></li></ul></div>
        <!-- end #sidebar -->
        <div style="clear: both;">&nbsp;</div>
</div>
<!-- end #page -->
<div id="footer">
        <p>Copyright (c) 2010 FaridahTV.com. All rights reserved.
Design by <a
href="http://www.freecsstemplates.org/">FaridahCS</a>.</p>
</div>
<!-- end #footer -->
</div>
</body>
</html>

```

## 2. Listing Halaman Olah Data Tamu

```

<h2>&nbsp; Olah Data Buku Tamu </a></h2>
<table width="100%" border="0" cellpadding="0" cellspacing="0"
id="table_isi">
        <tr>
                <td width="100%" class="katalog" scope="col"></td>
                <table width="80%" border="0" cellspacing="2">
<?

```

```
include ("librari/inc.koneksi.php");
$jml=0;
?>
```

```

    <TR>
        <TD height="10"></TD>
    </TR>
</table></td>
</tr>
```

```
<tr>
</tr>
```

```
<tr>
```

```

        <td><TABLE width="100%" height="61" align=left
bordercolor="#00FF00">
<TR>
    <Th width="40" height="35" align="center" bgcolor="#666666"
style="color:#ffffff">No</Th>
    <Th width="372" height="21" align="center" bgcolor="#666666"
style="color:#ffffff">Email</Th>
    <Th width="729" align="center" bgcolor="#666666"
style="color:#ffffff">Comment</Th>
```

```

        <Th align="center" colspan="2" bgcolor="#666666"
style="color:#ffffff">Action</Th>
</TR>
<?>
```

```
$batas=10;
$halaman=$_GET['halaman'];
if(empty($halaman))
{
    $posisi=0;
    $halaman=1;
}
```

```

else
{
    $posisi = ($halaman-1) * $batas;
}

$stampil="select * from tbl_bukutamu limit $posisi,$batas";

$hasil=mysql_query($stampil);

$no=$posisi+1;

while($show_guru=mysql_fetch_row($hasil))
{
    echo"<TR>
        <td align=center valign=top>$no</td>
        <TD align=left valign=top>$show_guru[3]</TD>
        <TD align=left valign=top>$show_guru[5]</TD>

        <td align=center valign=top><a
href=\"kios_home.php?page=bukutamu-
hapus.html&sesi_get=$sesi_get&idg=\",$show_guru[0],\">H
APUS</a></td>";
        $no++;
    ECHO"</TR>";
}
?>
<tr>
<td height="25" colspan="6" bgcolor="#666666" style="color:#ffffff">
<?
$file="kios_home.php?page=bukutamu&sesi_get=$sesi_get";

$stampil2="select * from tbl_bukutamu";
$hasil2=mysql_query($stampil2);
$jmldata=mysql_num_rows($hasil2);

$jmlhalaman=ceil($jmldata/$batas);

```

```

//link ke halaman sebelumnya (previous)
if($halaman > 1)
{
    $previous=$halaman-1;
    echo "<A HREF=$file&halaman=1><< First</A> | <A
    HREF=$file&halaman=$previous>< Previous</A> | ";
}
else
{
    echo "&nbsp;&nbsp;&nbsp;<< First | < Previous | ";
}

$angka=($halaman > 3 ? " ... " : " ");
for($i=$halaman-2;$i<$halaman;$i++)
{
    if ($i < 1)
        continue;
    $angka .= "<a href=$file?halaman=$i>$i</A> ";
}

$angka .= " <b>$halaman</b> ";
for($i=$halaman+1;$i<($halaman+3);$i++)
{
    if ($i > $jmlhalaman)
        break;
    $angka .= "<a href=$file&halaman=$i>$i</A> ";
}

$angka .= ($halaman+2<$jmlhalaman ? " ...
    <a href=$file&halaman=$jmlhalaman>$jmlhalaman</A> " :
    " ");

echo "$angka";

//link kehalaman berikutnya (Next)
if($halaman < $jmlhalaman)

```

```

{
    $next=$halaman+1;
    echo " | <A HREF=$file&halaman=$next>Next ></A> |
    <A HREF=$file&halaman=$jmlhalaman>Last >></A> ";
}
else
{
    echo " | Next > | Last >>";
}
?></td>

</tr>

</TABLE></td></tr></table>

```

### 3. Listing Halaman Olah Video

```

<?
include ("config.php");
$sesi_get = $_HTTP_GET_VARS['sesi_get'];
$sesi_get = mysql_escape_string($sesi_get);
$ccek_user=mysql_query("select * from tbl_admin where
sesi='$sesi_get'");
$show_user=mysql_fetch_array($cek_user);
$sesi="$show_user[sesi]";
$value="$show_user[aktif]";
if ($sesi_get!=$sesi || $sesi==" || $value=="0"){
header ("location: index.php?warn=try");
exit;
}
?>

<!DOCTYPE html PUBLIC "-//W3C//DTD XHTML 1.0 Strict//EN"
"http://www.w3.org/TR/xhtml1/DTD/xhtml1-strict.dtd">

```

```
<!--
```

```
Design by Free CSS Templates
```

```
http://www.freecsstemplates.org
```

```
Released for free under a Creative Commons Attribution 2.5 License
```

```
Name      : Long Beach
```

```
Description: A two-column, fixed-width design with dark color scheme.
```

```
Version   : 1.0
```

```
Released  : 20081210
```

```
-->
```

```
<html xmlns="http://www.w3.org/1999/xhtml">
```

```
<head>
```

```
<meta name="keywords" content="" />
```

```
<meta name="description" content="" />
```

```
<meta http-equiv="content-type" content="text/html; charset=utf-8" />
```

```
<title>Faridah TV.com</title>
```

```
<link rel="shortcut icon" href="images/icon.gif" />
```

```
<link href="style.css" rel="stylesheet" type="text/css" media="screen"
```

```
/>
```

```
<script src="Scripts/AC_RunActiveContent.js"
```

```
type="text/javascript"></script>
```

```
</head>
```

```
<body>
```

```
<div id="wrapper">
```

```
    <div id="header">
```

```
        <div id="logo">
```

```
            <h1><a href="#"></a></h1>
```

```

        </div>
        <!-- end #search -->
</div>
    <!-- end #header -->
    <div id="menu">
        <ul>
            <li><a
href="kios_home.php?page=home&sesi_get=<? echo"$sesi_get";
?>">Administrator</a></li>
            <li><a
href="logout.php?sesi_get=<?echo"$sesi_get";?>">LOG-OUT</a></li>
        </ul>
    </div>
    <!-- end #menu -->
    <div id="page">
        <div id="content">
            <p>
                <br />
                <h2>&nbsp;Olah Data Film </a></h2><br />
                <table width="100%" border="0" cellpadding="0"
cellspacing="0" id="table_isi">

                <tr>
                    <td width="5%" class="katalog" scope="col"></td>

                <table width="100%" border="0" cellspacing="2">
            <?
include ("librari/inc.koneksi.php");

```



```

$jml=0;
?>
    <tr>
        <td class="katalog" scope="col">
            <form action="film.php?sesi_get=<?echo"$sesi_get";?>"
method="post" name="form1" id="form1">
                <table width="100%" border="0" cellpadding="0" cellspacing="0"
class="upload">
                    <tr>
                        <td><input name="sub_short" type="submit" id="sub_short"
value="Urutkan Berdasarkan" style="height:22px; color:#FFFFFF; font-
weight:bold; background-color:#666666; text-align:center; padding-
bottom:2px;" />
                            <select name="short" id="short" style="height: 19px;">
                                <option value="tanggal"
selected="selected">Tanggal Upload</option>
                                <option value="judul"nama>Judul
Film</option>
                                <option value="jenis"nama>Jenis Film</option>
                            </select></td></tr></table>
                        </form>
                    </td>
                        <td class="cariberita" align="right">
                            <form action="film-cari.php?sesi_get=<?echo"$sesi_get";?>"
method="post" name="form1" id="form1">
                                <table width="134" border="0" cellpadding="2"
cellspacing="0">
                                    <tr>

```

```

        <td ><input name="cari" type="submit" id="cari"
value="Cari Film" style="height:22px; color:#FFFFFF; font-weight:bold;
background-color:#666666; text-align:center; padding-bottom:2px;"
/><td>&nbsp;</td>

```

```

                <td colspan="2"><input
name="cari_input" type="text" size="15"/></td>
        </tr></table></form>

```

```

                </td>
        </td>
</tr>

```

```

        <TR>
        <TD height="10"></TD>
        </TR>
</table></td>

```

```

        </tr>

```

```

<tr>

```

```

        <td><TABLE width="100%" height="61" align="center"
bordercolor="#00FF00">

```

```

        <TR>

```

```

                <Th width="23" height="35" align="center" bgcolor="#666666"
style="color:#FFFFFF">No</Th>

```

```

                <Th width="148" height="21" align="center" bgcolor="#666666"
style="color:#FFFFFF">Judul</Th>

```

```

                <Th width="160" align="center" bgcolor="#666666"
style="color:#FFFFFF">Jenis Film</Th>

```

```

                <Th width="160" align="center" bgcolor="#666666"
style="color:#FFFFFF">Nama File</Th>

```

```

        <Th width="160" align="center" bgcolor="#666666"
style="color:#FFFFFF">Tgl Upload</Th>
        <Th width="92" height="21" align="center" bgcolor="#666666"
style="color:#FFFFFF">Harga</Th>

```

```

        <Th align="center" colspan="2" width="68" bgcolor="#666666"
style="color:#FFFFFF">Action</Th>
</TR>

```

```

<?
$batas=5;
$halaman=$_GET['halaman'];
if(empty($halaman))
{
    $posisi=0;
    $halaman=1;
}
else
{
    $posisi = ($halaman-1) * $batas;
}

```

```

$stampil="select * from tbl_film where kategori='film' limit
$posisi,$batas";
if ($short=="tanggal") {$stampil="select * from tbl_film where
kategori='film' order by id_film asc limit $posisi,$batas ";}
else if ($short=="judul") {$stampil="select * from tbl_film where
kategori='film' order by judul asc limit $posisi,$batas ";}
else if ($short=="jenis") {$stampil="select * from tbl_film where
kategori='film' order by jenis_film asc limit $posisi,$batas ";}

```

```

$hasil=mysql_query($stampil);
$jmlldata=mysql_num_rows($hasil);
$no=$posisi+1;

while($show_guru=mysql_fetch_row($hasil))
{
    echo"<TR>
        <td align=center valign=top>$no</td>
        <TD align=left valign=top> <a
href=\"kios_home.php?page=film-
detail.html&amp;sesi_get=$sesi_get&amp;idg=\"$show_guru[0],\">$s
how_guru[1]</a></TD>
            <TD align=left valign=top>$show_guru[13]</TD>
            <TD align=left valign=top>$show_guru[3]</TD>
            <TD align=left valign=top><b>$show_guru[8]</B></TD>
            <TD align=center valign=top>$show_guru[9]</TD>
            <td align=center valign=top><a
href=\"kios_home.php?page=film-
edit.html&amp;sesi_get=$sesi_get&amp;idg=\"$show_guru[0],\">EDIT
</a></td>
            <td align=center valign=top><a
href=\"kios_home.php?page=film-
hapus.html&amp;sesi_get=$sesi_get&amp;idg=\"$show_guru[0],\">H
APUS</a></td>";
        $no++;
        ECHO"</TR>";
    }
?>

```

```

<tr>
<td colspan="6" height="25" bgcolor="#666666"
style="color:#ffffff">Terdapat <?echo$jmldata?> Data Dalam Tabel
Produk</td>
<TD ALIGN="CENTER" cheight="25" colspan="2" bgcolor="#666666"
style="color:#FFFFFF"><a href="kios_home.php?page=film-
upload.html&amp;sesi_get=<?echo"$sesi_get";?>"><B><div
style="color:#FFFFFF"> TAMBAH</div></B></a></TD>
</tr>

```

```

</TABLE></td></tr></table>

```

```

<?

```

```

$file="film.php?sesi_get=$sesi_get";

```

```

$stampil2="select * from tbl_film";

```

```

$hasil2=mysql_query($stampil2);

```

```

$jmldata=mysql_num_rows($hasil2);

```

```

$jmhalaman=ceil($jmldata/$batas);

```

```

//link ke halaman sebelumnya (previous)

```

```

if($shalaman > 1)

```

```

{

```

```

    $previous=$shalaman-1;

```

```

    echo "<A HREF=$file&amp;halaman=1><< First</A> | <A

```

```

    HREF=$file&amp;halaman=$previous>< Previous</A> | ";

```

```

}

```

```

else
{
    echo "&nbsp;&nbsp;&nbsp;<< First | < Previous | ";
}

$angka=($halaman > 3 ? " ... " : " ");
for($i=$halaman-2;$i<$halaman;$i++)
{
    if ($i < 1)
        continue;
    $angka .= "<a href=$file&amp;halaman=$i>$i</A> ";
}

$angka .= " <b>$halaman</b> ";
for($i=$halaman+1;$i<($halaman+3);$i++)
{
    if ($i > $jmlhalaman)
        break;
    $angka .= "<a href=$file&amp;halaman=$i>$i</A> ";
}

$angka .= ($halaman+2<$jmlhalaman ? " ...
    <a href=$file&amp;halaman=$jmlhalaman>$jmlhalaman</A> " :
    " ");

echo "$angka";

//link kehalaman berikutnya (Next)
if($halaman < $jmlhalaman)

```

```

{
    $next=$halaman+1;
    echo " | <A HREF=$file&halaman=$next>Next ></A> |
    <A HREF=$file&halaman=$jmlhalaman>Last >></A> ";
}
else
{
    echo " | Next > | Last >>";
}

?>    </div>
      </div>

      <!-- end #content -->
      <div id="sidebar">
          <ul>
              <li>
                  <h2>Olah Data</h2>
                  <ul>
                      <li><a
href="kios_home.php?page=bukutamu&sesi_get=?
echo"$sesi_get"; ?>">- Buku Tamu</a></li>
                      <li><a
href="film.php?sesi_get=?echo"$sesi_get";?>">- Film</a></li>
                      <li><a
href="music.php?sesi_get=?echo"$sesi_get";?>">- Music</a></li>
                  </ul>
              </li>
          </ul>
          <h2>Data</h2>

```

```

        <ul>
            <li><a
href="kios_home.php?page=order&sesi_get=<? echo"$sesi_get";
?>">- Pemesanan</a></li>
        </ul>
        <h2>Laporan</h2>
        <ul>
            <li><a
href="kios_home.php?page=laporan-pemesanan&sesi_get=<?
echo"$sesi_get"; ?>">- Lap. Pemesanan</a></li>
            <li><a
href="kios_home.php?page=laporan-pelanggan&sesi_get=<?
echo"$sesi_get"; ?>">- Lap. Member</a></li>
            <li><a
href="kios_home.php?page=laporan-penjualan&sesi_get=<?
echo"$sesi_get"; ?>">- Lap. Penjualan</a></li>
        </ul></li><li>
        <h2>Clock & Calender</h2>
        <ul><li>
            &nbsp;&nbsp;&nbsp;<script
type="text/javascript">
AC_FL_RunContent(
'codebase','http://download.macromedia.com/pub/shockwave/cabs/flas
h/swflash.cab#version=7,0,19,0','width','130','height','130','title','a','src','i
mages/clock_calendar','quality','high','pluginspage','http://www.macrom
edia.com/go/getflashplayer','movie','images/clock_calendar' ); //end AC
code

```



```

</script><noscript><object classid="clsid:D27CDB6E-AE6D-11cf-
96B8-444553540000"
codebase="http://download.macromedia.com/pub/shockwave/cabs/flas
h/swflash.cab#version=7,0,19,0" width="130" height="130" title="a">
    <param name="movie"
value="images/clock_calendar.swf" />
    <param name="quality" value="high" />
    <embed src="images/clock_calendar.swf"
quality="high"
pluginspage="http://www.macromedia.com/go/getflashplayer"
type="application/x-shockwave-flash" width="130"
height="130"></embed>
                                </object></noscript>
                                </li>
                                </ul>
                                </li>
                                </ul>
        </div>
        <!-- end #sidebar -->
        <div style="clear: both;">&nbsp;</div>
    </div>
    <!-- end #page -->
<div id="footer">
    <p>Copyright (c) 2010 FaridahTV.com. All rights reserved.
Design by <a
href="http://www.freecsstemplates.org/">FaridahCS</a>.</p>
</div>
<!-- end #footer -->
</div></body></html>

```

#### 4. Listing Halaman Data Pemesanan

```

<?
include"config.php";
$cari="select distinct or_user from tbl_belanja where or_pesanan='1'
order by bid desc";
$cari_query=mysql_query($cari);
$jml_pesanan=mysql_num_rows($cari_query);
$jml=0;
while($show_pesanan=mysql_fetch_row($cari_query))
{
$lihat[$jml][0] = $show_pesanan[0]; // id
$lihat[$jml][2] = $show_pesanan[2]; // user id
$lihat[$jml][7] = $show_pesanan[7]; // tanggal
$jml++;
}
?>
<!DOCTYPE html PUBLIC "-//W3C//DTD XHTML 1.0 Transitional//EN"
"http://www.w3.org/TR/xhtml1/DTD/xhtml1-transitional.dtd">
<html xmlns="http://www.w3.org/1999/xhtml">
<head>
<meta http-equiv="Content-Type" content="text/html; charset=iso-
8859-1" />
<link href="adm_style.css" rel="stylesheet" type="text/css" />
<style type="text/css">
<!--
.linkhal {font-family: Arial, Helvetica, sans-serif; font-size: 11px; font-
weight: normal; color: #AF8969; text-align: left;}
-->
</style>

```

```

</head>

<body>
<table width="100%" border="0" cellpadding="0" cellspacing="0"
id="table_isi">

<tr>
<td><table width="100%" border="0" cellpadding="3"
cellspacing="2">
<tr>
<td class="katalog" scope="col">Terdapat
<strong><?echo"$jml_pesanan";?></strong> pesanan di WEB
Penjualan Acsesoris HP.</td>
</tr>
<tr>
<td class="katalog" scope="col">Diurutkan berdasarkan tanggal
pesanan. </td>
</tr>
<tr>
<td class="katalog">Halaman :
<?
$hal= 1;

for($s=0;$s<$jml_pesanan;$s+=20){
if($jml_pesanan>20){
echo"<a
href=\"kios_home.php?page=member.html&amp;sesi_get=$sesi_get&
amp;p=$s&amp;jml_pesanan=$jml_pesanan\"> $hal </a> ";
$hal++;

```





## 5. Listing Halaman Laporan Pemesanan

```

<body>
<table width="100%" border="0" cellpadding="0" cellspacing="0"
id="table_isi">

  <tr>

    <td><table width="99%" border="0" cellspacing="2">

      <td width="100%" colspan="2" class="katalog"><div
align="right"><a href="<? echo"view_lap-pemesanan-all.php";?>"
target="_blank"><em><strong>CETAK</strong></em></a>
</div></td>
      </tr>
    </table></td>
    <tr>

      <td><TABLE width="100%" height="84" align="center"
bordercolor="#00FF00">
<TR>
  <Th width="39" height="35" bgcolor="#666666"
style="color:#ffffff" align="center">No</Th>
  <Th width="89" bgcolor="#666666" style="color:#ffffff"
align="center">Id P</Th>
  <Th width="266" bgcolor="#666666" style="color:#ffffff"
align="center">Pemesan</Th>
  <Th width="229" bgcolor="#666666" style="color:#ffffff"
align="center">Nama File</Th>
  <Th width="234" bgcolor="#666666" style="color:#ffffff"
align="center">Harga</Th>
  <Th width="150" bgcolor="#666666" style="color:#ffffff"
align="center">Ket</Th>

</TR>
<?
$i=1;

```

```

$stampil="select * from tbl_belanja where or_pesan='1'";

$cari_query=mysql_query($stampil);
$jmlldata=mysql_num_rows($cari_query);
while($show_pengiriman=mysql_fetch_row($cari_query))
{
    $harga = number_format($show_pengiriman[4]);
    $harga = str_replace(", ", ".", $harga);
    $total = number_format($show_pengiriman[6]);
    $total = str_replace(", ", ".", $total);

    $tot2 = number_format($tot);
    $tot2 = str_replace(", ", ".", $tot2);

    echo"
        <TR>
        <td align=center>$i</td>
        <td align=left>$show_pengiriman[0]</td>";
    $cari1="select * from tbl_member where
user='$show_pengiriman[2]'";
    $cari_query1=mysql_query($cari1);
    $show=mysql_fetch_row($cari_query1);
    echo"
        <TD align=left>$show[4]</TD>
        <TD align=left>$show_pengiriman[3]</TD>
        <TD align=right>Rp $harga,-</TD>";
    if ($show_pengiriman[10]==1)
        {echo"<TD align=center ><a
href=\"kios_home.php?page=konfirmasi-
detail.html&amp;sesi_get=$sesi_get&amp;user=\"$show_pengiriman[2
],\"><em><strong>Konfirmasi</strong></em></a></TD>";}
    else
        {echo"<TD align=center
><em><strong>Belum</strong></em></TD>";}

    $sub_total=$sub_total+$show_pengiriman[6];

```

```

        $i++;
        echo"</TR>";
    }
    $sub_total = number_format($sub_total);
    $sub_total = str_replace(",", ".", $sub_total);
?>
<tr>
<td height="25" colspan="6" bgcolor="#666666"
style="color:#ffffff">&nbsp;Terdapat <b><?echo"$jmldata";?></b> Data
Pemesanan</b></td>

</TABLE></td></tr></table></body>

```

## 6. Listing Halaman Laporan Member

```

<body>
<table width="100%" border="0" cellpadding="0" cellspacing="0"
id="table_isi">

<tr>

<td><table width="99%" border="0" cellspacing="2">

<td width="100%" colspan="2" class="katalog"><div
align="right"><a href="<? echo"view_lap-pelanggan-all.php";?>"
target="_blank"><em><strong>CETAK</strong></em></a>
</div></td>

</tr>
</table></td>

</tr>
<tr>

```



```

        <td><TABLE width="100%" height="84" align="center"
bordercolor="#00FF00">
<TR>
        <Th width="46" height="35" bgcolor="#666666"
style="color:#ffffff" align="center">No</Th>
        <Th width="235" bgcolor="#666666" style="color:#ffffff"
align="center">Nama</Th>
        <Th width="615" height="25" bgcolor="#666666"
style="color:#ffffff" align="center">Alamat</Th>
        <Th width="277" height="25" bgcolor="#666666"
style="color:#ffffff" align="center">Jenis Kelamin</Th>
        <Th align="center" colspan="2" width="120" bgcolor="#666666"
style="color:#FFFFFF">Action</Th>

</TR>
<?
$i=1;
$stampil="select * from tbl_member ";

$cari_query=mysql_query($stampil);
$jmlldata=mysql_num_rows($cari_query);

while($show_pengiriman=mysql_fetch_row($cari_query))
{
        $harga = number_format($show_pengiriman[3]);
        $harga = str_replace(",",".", $harga);
        $total = number_format($show_pengiriman[5]);
        $total = str_replace(",",".", $total);

```

```

        //$cari2="select * from kios_tarif where
kota_penerima='$show_pengiriman[6]";
        //$cari_query2=mysql_query($cari2);
        //$show_pengiriman2=mysql_fetch_row($cari_query2);
        //$tot=$show_pengiriman[12]-
($show_pengiriman[10]*$show_pengiriman2[3]);
        $tot2 = number_format($tot);
        $tot2 = str_replace(",",".", $tot2);

        echo"
        <TR>
        <td align=center>$i</td>

        <TD align=left><a
href=\"kios_home.php?page=pelanggan-
detail.html&amp;sesi_get=$sesi_get&amp;idplg=\"$show_pengiriman[
0],\">$show_pengiriman[4]</TD>
        <TD align=left>$show_pengiriman[6]</TD>
        <TD align=center>$show_pengiriman[5]</TD>
        <td align=center valign=top><a
href=\"kios_home.php?page=pelanggan-
hapus.html&amp;sesi_get=$sesi_get&amp;idg=\"$show_pengiriman[0]
,\">HAPUS</a></td>";
        $sub_total=$sub_total+$show_pengiriman[5];
        $i++;
        echo"</TR>";
    }

    $sub_total = number_format($sub_total);
    $sub_total = str_replace(",",".", $sub_total);

```

```
?>
<tr>
<td height="25" colspan="4" bgcolor="#666666"
style="color:#ffffff">&nbsp;   Terdapat <b><?echo"$jmlldata";?></b> Data
Pelanggan, Klick Nama Pelanggan Untuk Detail Pelanggan </td>
<td height="25" bgcolor="#666666" style="color:#ffffff"
align="right"><b></b> </td>
</TABLE></td></tr></table></body>
```

## 7. Listing Halaman Laporan Penjualan

```
<body>
<table width="100%" border="0" cellpadding="0" cellspacing="0"
id="table_isi">
<tr>
<td><table width="99%" border="0" cellspacing="2">
<td width="100%" colspan="2" class="katalog"><div
align="right"><a href="<? echo"view_lap-penjualan-all.php";?>"
target="_blank"><em><strong>CETAK</strong></em></a>
</div></td>
</tr>
</table></td>
<tr>
<td><table width="100%" height="84" align="center"
bordercolor="#00FF00">
<tr>
<th width="32" height="35" bgcolor="#666666" style="color:#ffffff"
align="center">No</th>
```

```

        <th width="106" bgcolor="#666666" style="color:#ffffff"
align="center">Tgl Transaksi</th>
        <th width="269" height="25" bgcolor="#666666"
style="color:#ffffff" align="center">Jenis Produk</th>
        <th width="147" height="25" bgcolor="#666666"
style="color:#ffffff" align="center">Harga </th>
        <th width="142" bgcolor="#666666" style="color:#ffffff"
align="center">Total Bayar</th>
    </tr>
    <?
    $i=1;
    $stampil="select * from tbl_belanja where or_pesan='2'";

    $cari_query=mysql_query($stampil);
    $jmlldata=mysql_num_rows($cari_query);

    while($show_pengiriman=mysql_fetch_row($cari_query))
    {
        $harga = number_format($show_pengiriman[4]);
        $harga = str_replace(",",".", $harga);
        $total = number_format($show_pengiriman[4]);
        $total = str_replace(",",".", $total);

        //$cari2="select * from kios_tarif where
kota_penerima='$show_pengiriman[6]";
        //$cari_query2=mysql_query($cari2);
        //$show_pengiriman2=mysql_fetch_row($cari_query2);
        //$tot=$show_pengiriman[12]-
($show_pengiriman[10]*$show_pengiriman2[3]);

```

```

    $tot2 = number_format($tot);
    $tot2 = str_replace(",", ".", $tot2);

    echo"
        <TR>
        <td align=center>$i</td>

        <TD align=left>$show_pengiriman[6]</TD>
        <TD align=center>$show_pengiriman[9]</TD>
        <TD align=right>Rp $harga,-</TD>

        <TD align=right>Rp $total,-</TD>";
        $sub_total=$sub_total+$show_pengiriman[6];
        $i++;
    echo"</TR>";
}

    $sub_total = number_format($sub_total);
    $sub_total = str_replace(",", ".", $sub_total);
?>
    <tr>
        <td height="25" colspan="4" bgcolor="#666666"
style="color:#ffffff">&nbsp;   Terdapat <b><?echo"$jmlldata";?></b> Data
Penjualan </td>
        <td height="25" bgcolor="#666666" style="color:#ffffff"
align="right"><b><?echo"Rp $sub_total,-";?></b> </td>
    </table></td>
    </tr>
</table>
</body>

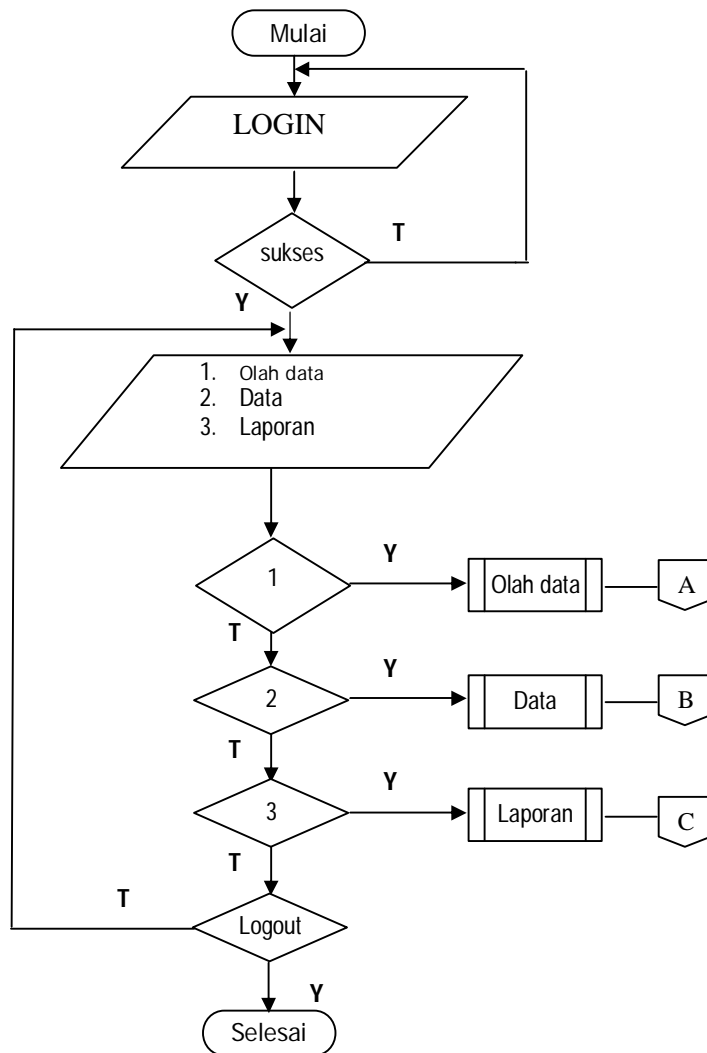
```

## LAMPIRAN B

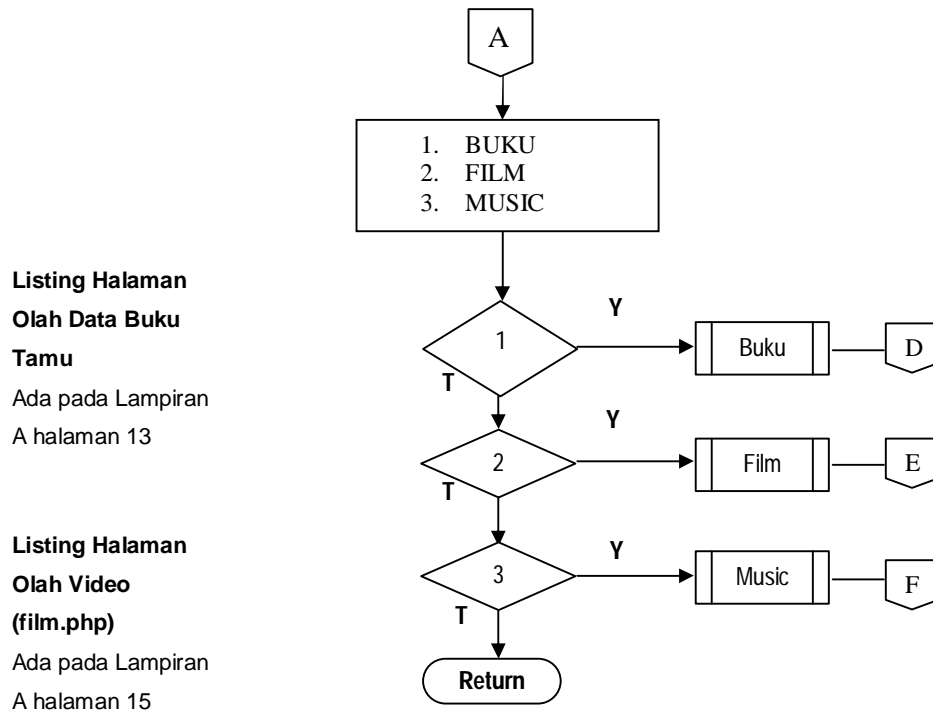
### A. ADMIN

#### Flowchart Menu Utama

Listing Program  
Halaman Login Admin  
Ada pada Lampiran A  
halaman 11

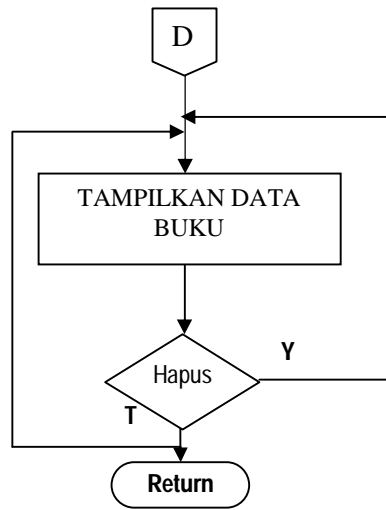


Gambar 5.1 Flowchart Form Menu Utama

**FLOWCHART SUB MENU OLAH DATA**

## FLOWCHART DATA BUKU

**Listing Halaman  
Hapus Data Bukutamu  
I (bukutamu-  
hapus.php)**  
Ada pada Lampiran A  
halaman 15





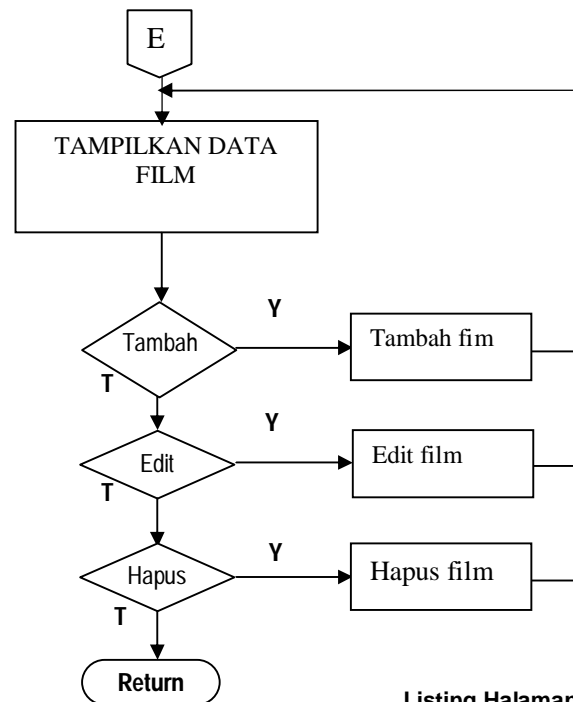
## FLOWCHART DATA FILM

### Listing Halaman Upload Data Video (film- upload.php)

Ada pada Lampiran A  
halaman 26

### Listing Halaman Upload Data Video Save (film- upload-act.php)

Ada pada Lampiran A  
halaman 27



### Listing Halaman Hapus Data Video I (film- hapus.php)

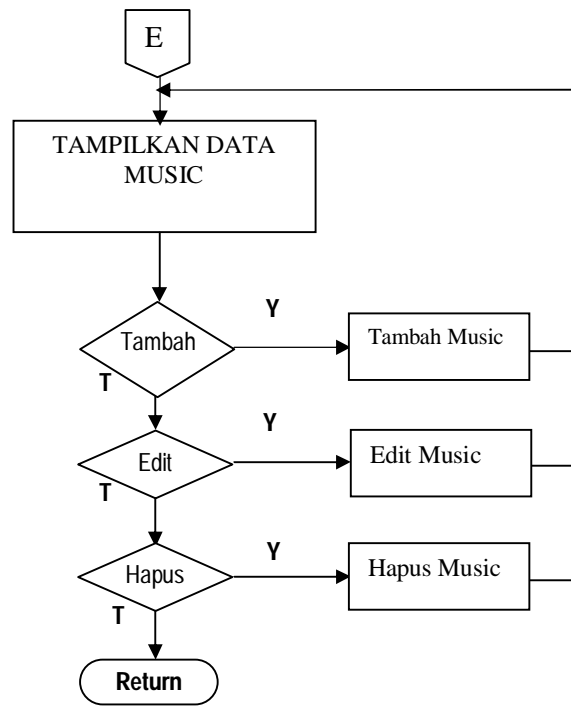
Ada pada Lampiran A  
halaman 25

### Listing Halaman Edit Video (film-edit.php)

Ada pada Lampiran A  
halaman 23

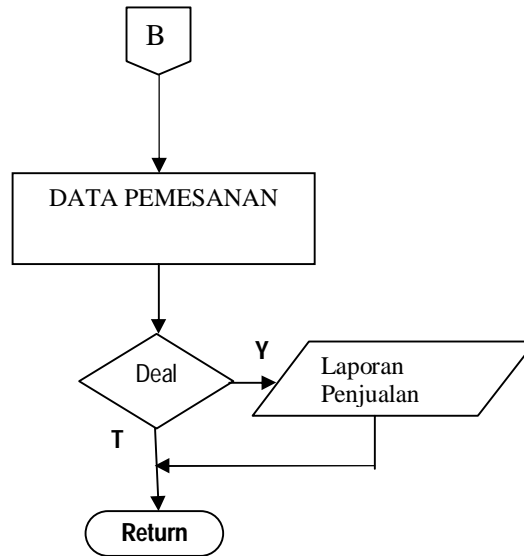
### Listing Halaman Edit Video Save (film-edit-act.php)

Ada pada Lampiran A  
halaman 24

**FLOWCHART DATA MUSIC**

## FLOWCHART DATA PEMESANAN

**Listing Halaman Data Pemesanan**  
Ada pada Lampiran A halaman 28

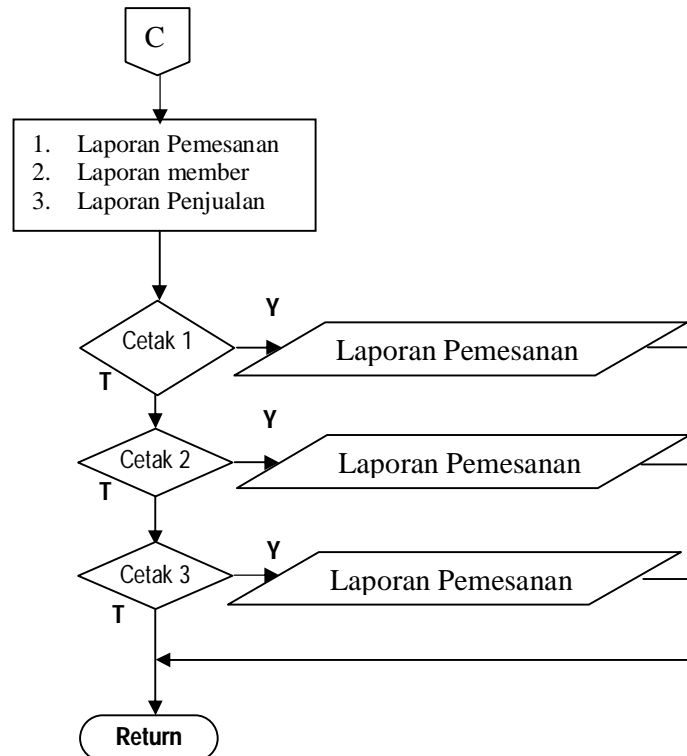


## LAPORAN DATA PEMESANAN

**Listing Halaman Laporan Pemesanan**  
Ada pada Lampiran A halaman 30

**Listing Halaman Laporan Member**  
Ada pada Lampiran A halaman 31

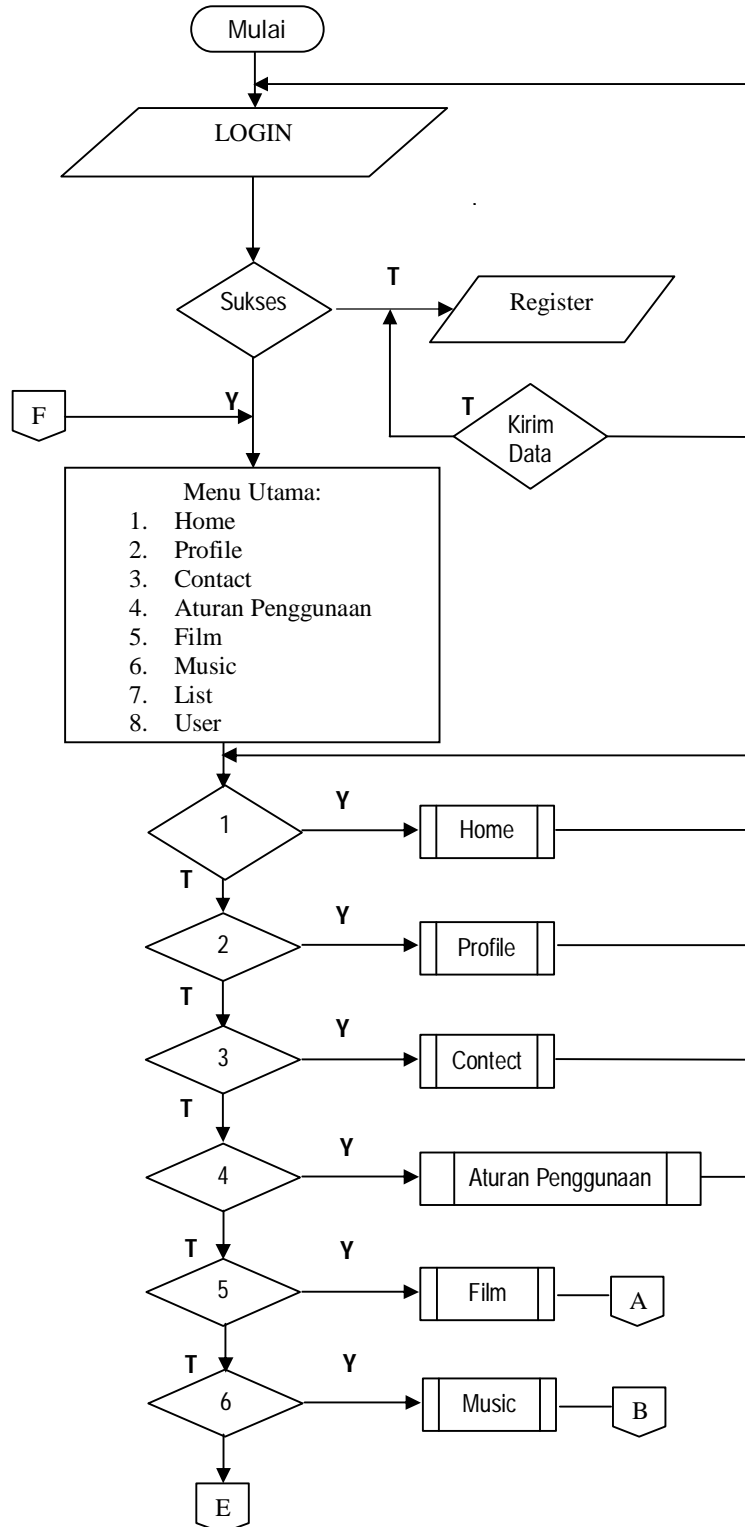
**Listing Halaman Laporan Penjualan**  
Ada pada Lampiran A halaman 32



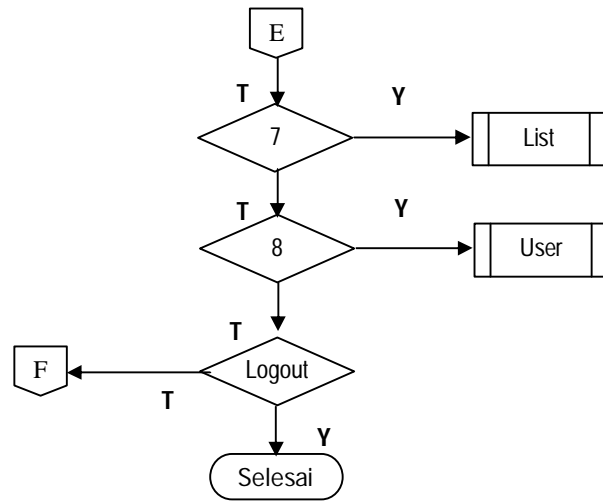
## B. FLOWCHART CLIENT

### Flowchart Menu Utama

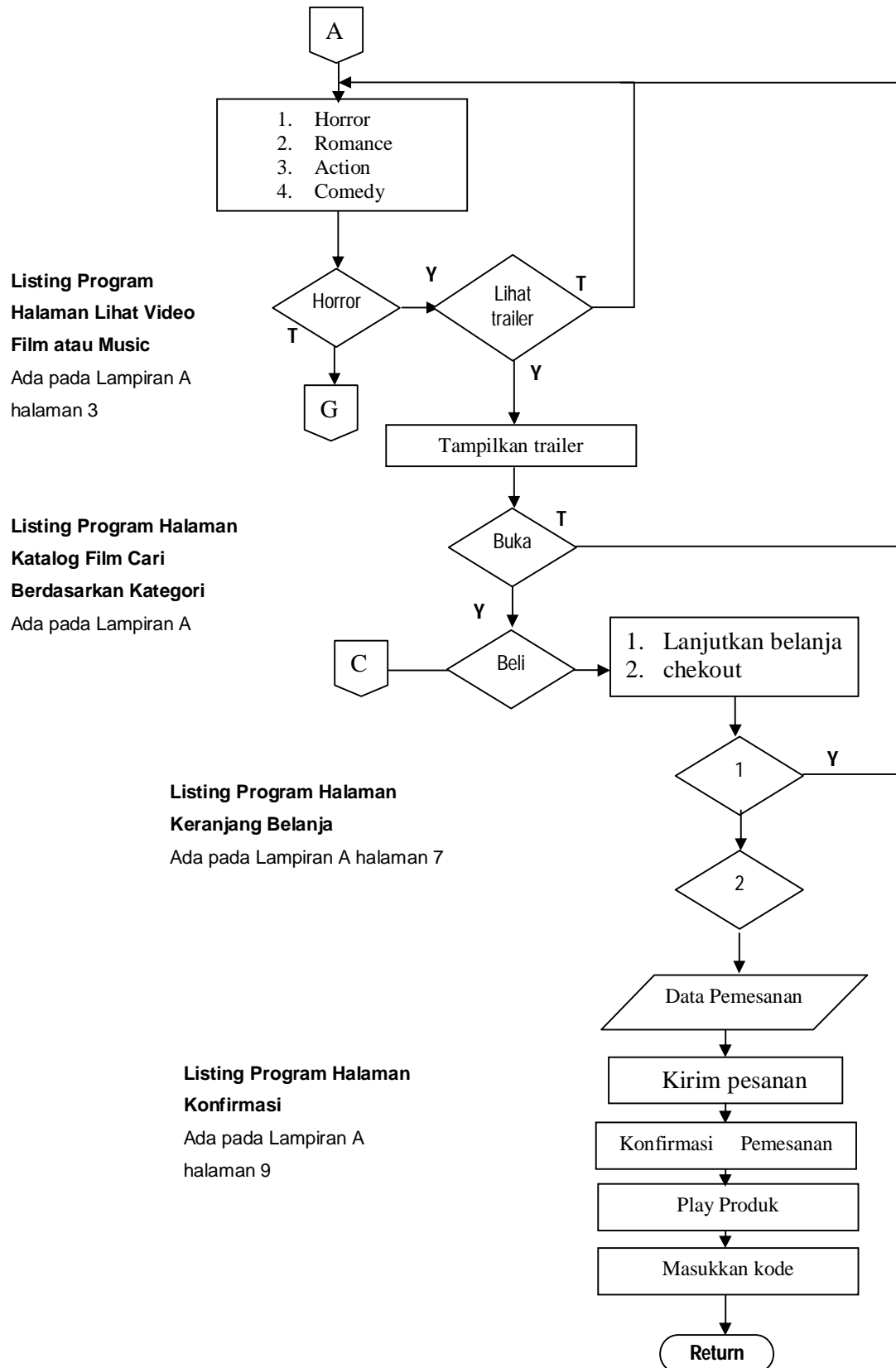
Listing Program  
Form Login User  
/ Member  
Ada pada  
Lampiran A hal 3

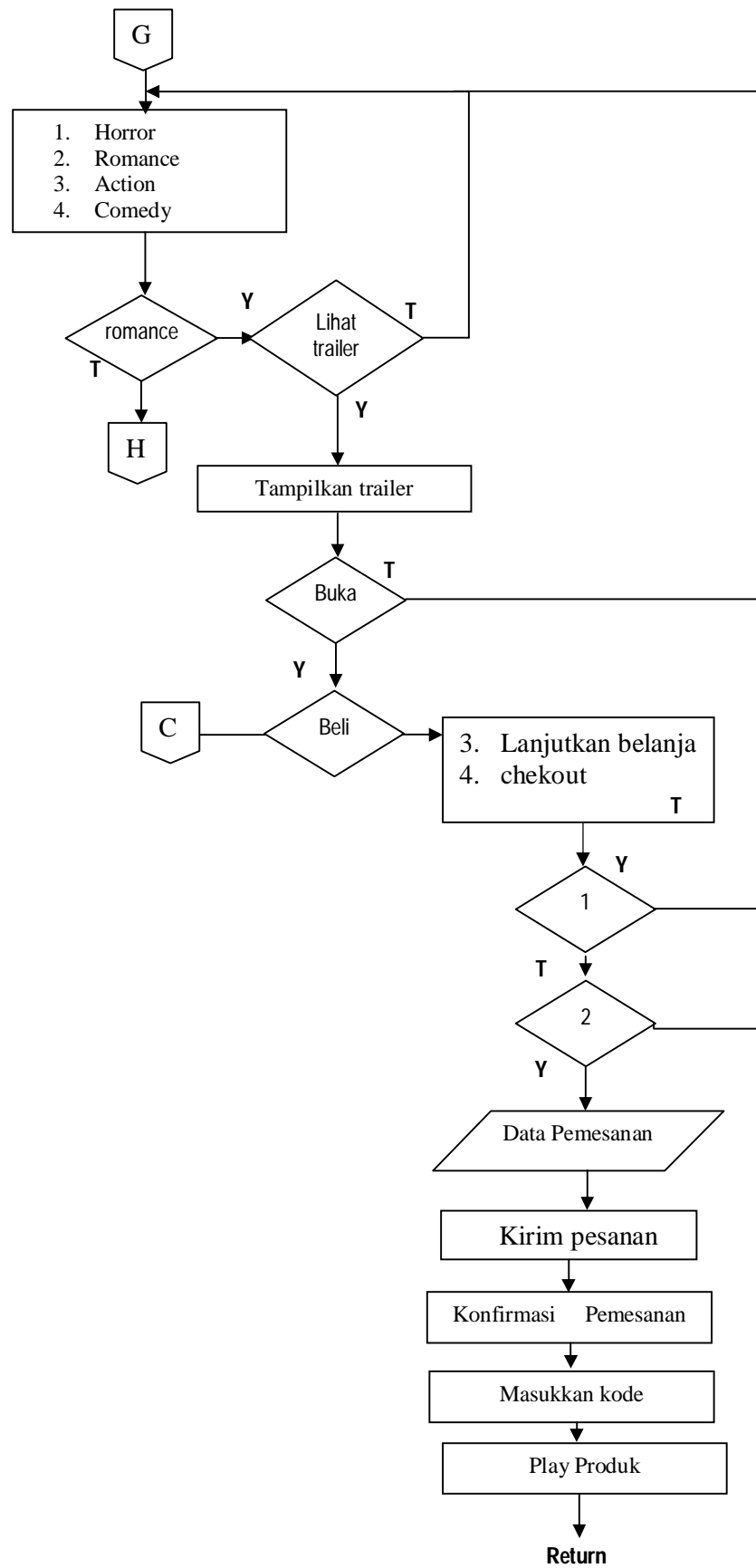


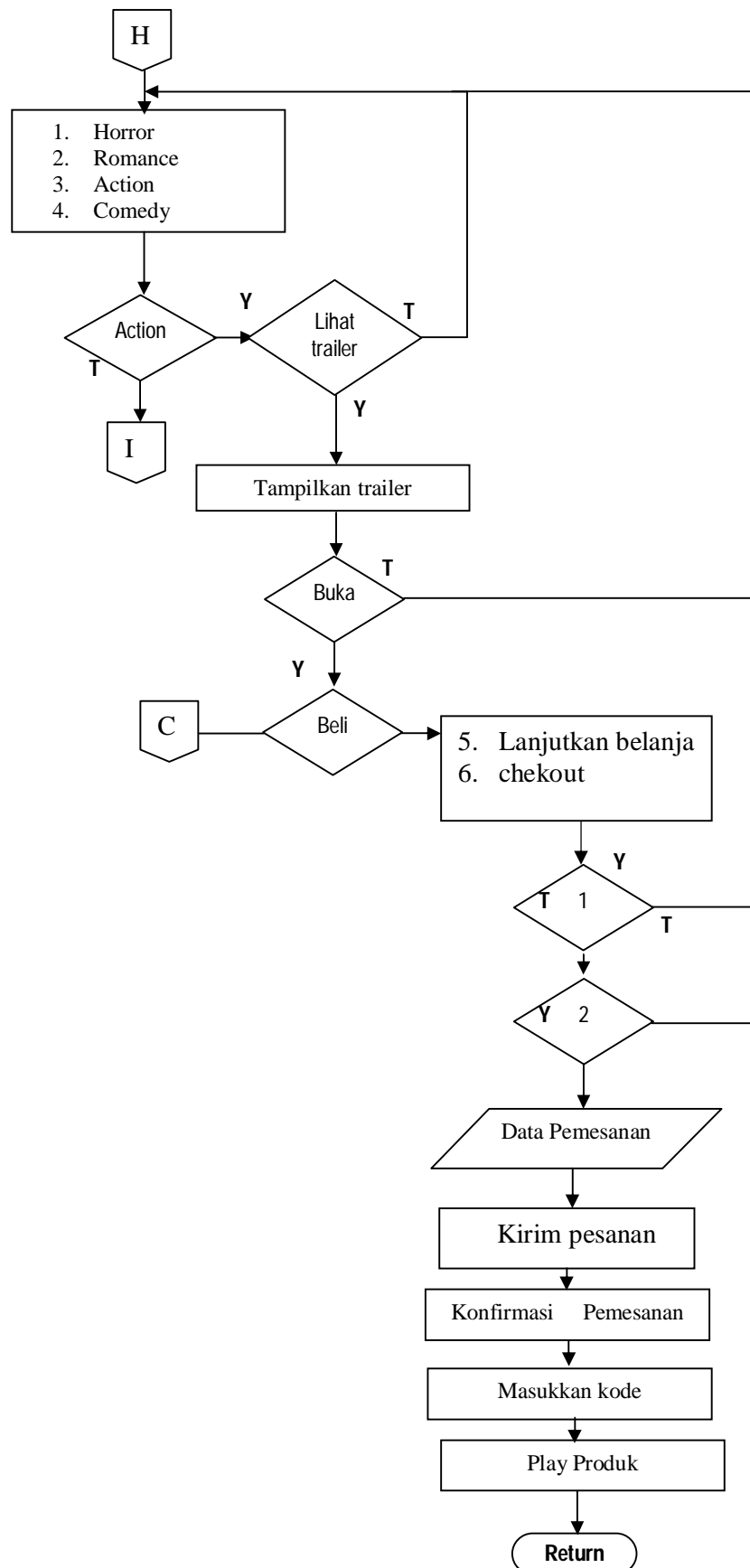
Listing Program  
Halaman Registrasi  
Ada pada Lampiran A  
hal 1-2



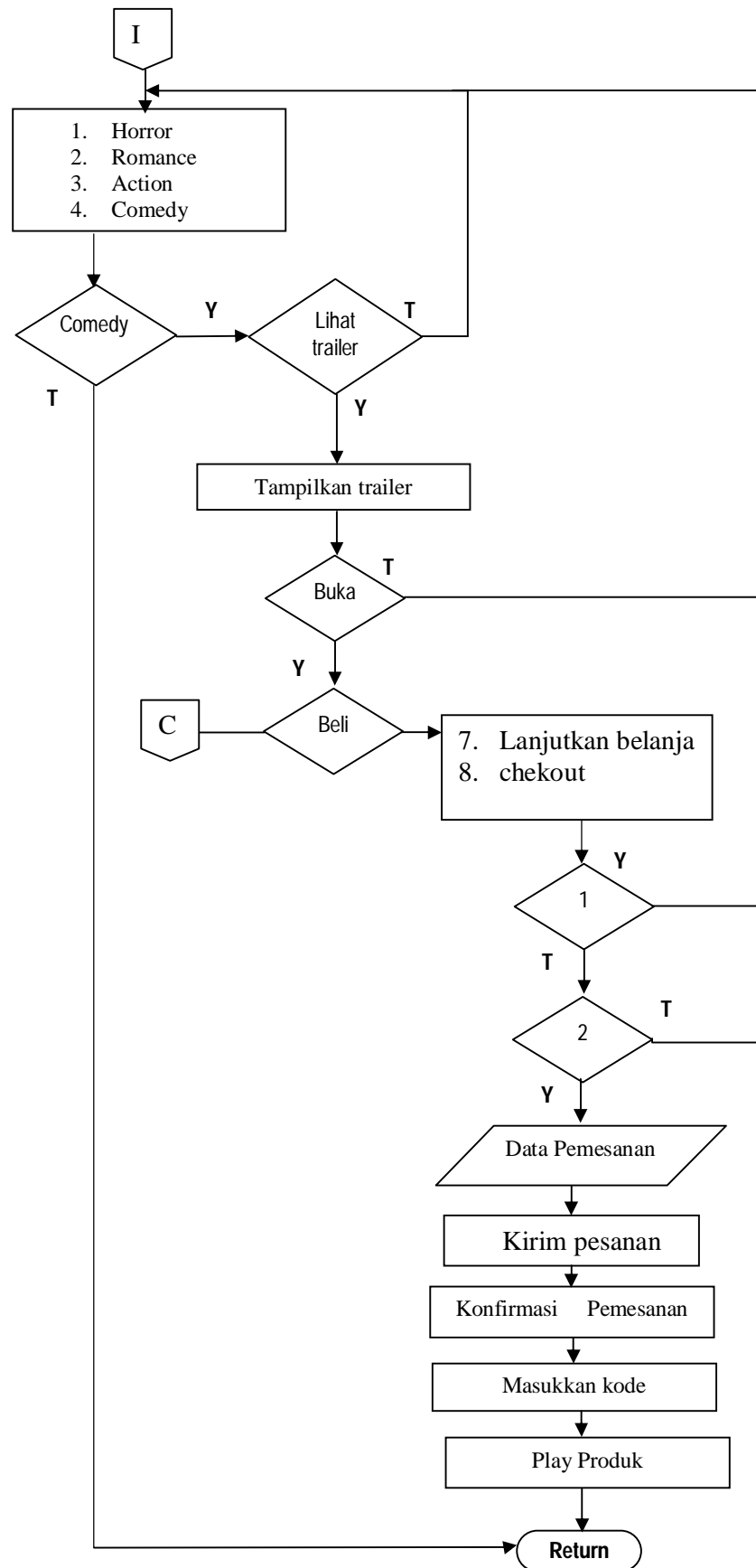
## Flowchart Data Film






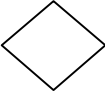
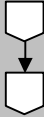

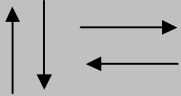








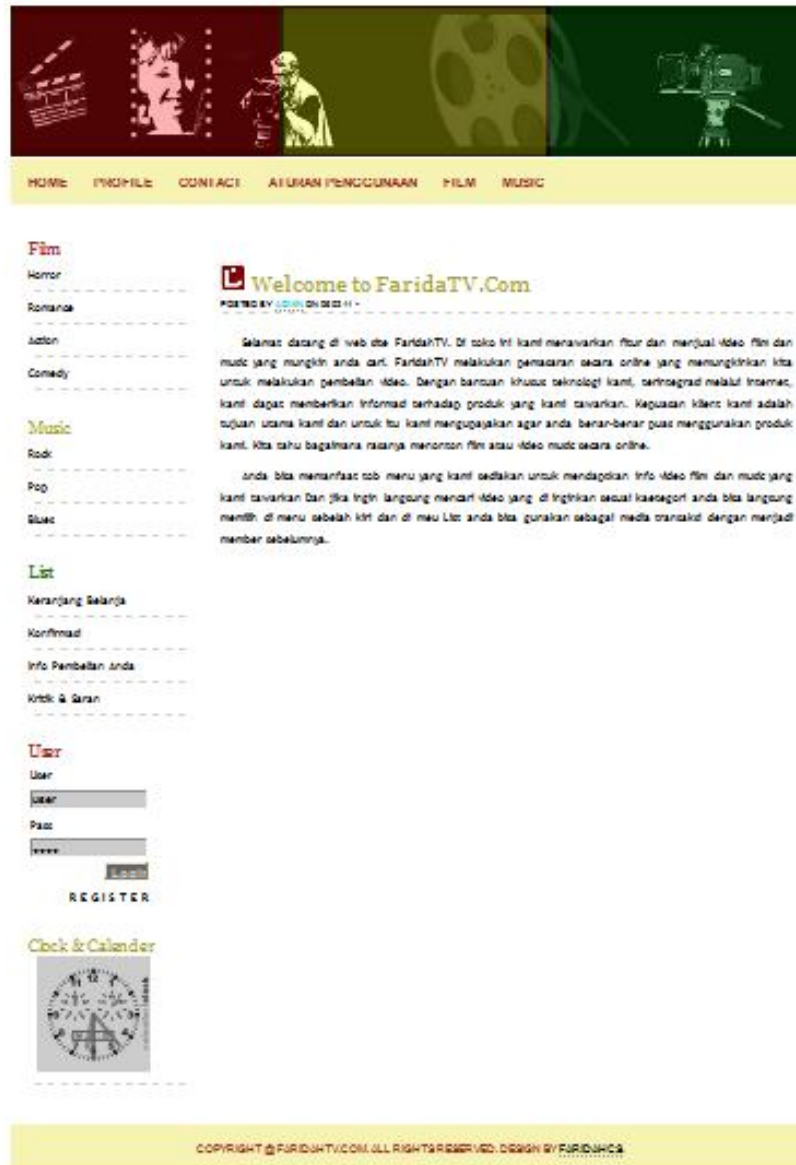
Tabel simbol- simbol dalam flowchart

Simbol	Keterangan
	Awal atau akhir dari suatu program
	Proses/kegiatan yang dilakukan
	Mengawali data Input dan menuliskan Outputnya
	Kondisi / pilihan
	Halaman berikutnya
	Menunjukkan prosedur atau modul
	Menunjukkan arus dari proses


## LAMPIRAN C

### A. DETAIL TAMPILAN PADA SAAT DI CLIENT

Menu Home pada halaman utama



Halaman input data member



[HOME](#)
[PROMOTE](#)
[CONTACT](#)
[ATURAN PENGGUNAAN](#)
[FILM](#)
[MUSIC](#)

### Film

Horor

Romance

Action

Comedy

### Music

Rock

Pop

Blues

### List

Keranjang Belanja

Konfirmasi

Info Pembelian Anda

Kritik & Saran

### User

User


nama

Pasw

xxxx

REGISTER

### Clock & Calendar



### Daftar Member

User ID

Minimal 4 karakter, kombinas huruf dan angka.

Password

Minimal 4 karakter, kombinas huruf dan angka.

Konfirmasi Password

Nama Lengkap

Jenis Kelamin

Email

Perhatikan email tepat, contoh : danleesoul@gmail.com

Email harus yang masih aktif.


Jamahir Lengkap

No. Telp

No. HP

COPYRIGHT © FURDUNTV.COM ALL RIGHTS RESERVED. DESIGN BY FURDUNCS

## Menu Film pada Halaman Utama



HOME PROFILE CONTACT ALIHAN PENGGUNAAN FILM MUSIC

**Film**

- Horor
- Romance
- Action
- Comedy


**Music**

- Rock
- Pop
- Blues


**List**

- Keranjang Belanja
- Konfirmasi
- Info Pembelian Anda
- Kritik & Saran

**User**


  
 Hai user!  
[Log Out](#)  
[Edit Data Member](#)

**Clock & Calendar**



**FILM TERKINI**


Judul Film : **The Spideables**



Film aksi yang menegangkan

[Lihat Trailer](#)


Judul Film : **CINTAPUCING**



Film Romantis, menceritakan kisah dua yg telah lama berpandan tp la datang kembali seolah had telah dimiliki seseorang.

[Lihat Trailer](#)

Judul Film : **Alien\_VS Predator\_2**



Film Horror - Aksi ini banyak dinikmati dan memenangkan Piala Oscar sebagai nominasi film horor - aksi yang keren.

[Lihat Trailer](#)

-- First | - Previous | 1 | Next - | Last --

COPYRIGHT © FURDQHTUCOM. ALL RIGHTS RESERVED. DESIGN BY FURDQHTUCOM

Memilih menu film dan lihat trailer

HOME PROFILE CONTACT ATURAN PENGGUNAAN FILM MUSIC

**Film**  
 Horror  
 Romance  
 Action  
 Comedy

**Music**  
 Rock  
 Pop  
 Blues

**List**  
 Keranjang Belanja  
 Konfirmasi  
 Info Pembelian Anda  
 Kritik & Saran

**User**  
 Ray user  
 - LogOut  
 - Edit Data Member

**Clock & Calendar**  
 12/12/2018

Judul Film : ONTAPUCHO  
 Harga Film : Rp. 90000,-  
 Sinopsis : Film Romantis, menceritakan kisah cinta yg telah lama berendam tp la datang kembali seolah had telah dlmk seorang.

FILM MUSIC

COPYRIGHT © FURIDAHTV.COM. ALL RIGHTS RESERVED. DESIGN BY FURIDAHCA

## Menu Pilihan Pembelian film/musik

**Film**[Horror](#)[Romance](#)[Action](#)[Comedy](#)**Music**[Rock](#)[Pop](#)[Blues](#)

Berikut pemesanan Anda di Keranjang Belanja  
Jumlah Produk yang dipesan: 1 Produk.

Judul Film: CINTAPUCINO


Harga : Rp 90.000,-

Hapus

Total yang harus dibayar: Rp 90.000,-

[Lanjutkan Belanja](#) | [Checkout](#)

## Menu Pembayaran Transfer Rekening.



HOME PROFILE CONTACT ATURAN PENGGUNAAN FILM MUSIC

### Film

Horror  
Romance  
Action  
Comedy

### Music

Rock  
Pop  
Blues

### List

Keranjang Belanja  
Konfirmasi  
Info Pembelian Anda

Sebelum melakukan pembayaran, pastikan Anda telah membaca dan memahami aturan syarat pemesanan dan cara pembayaran di WEB FaridahTV ini

Berikut data video yang Anda pesan:

1. CINTAPUCINO, Harga: Rp 90.000, No.Pemesanan: 239

Total yang harus dibayar: Rp 90.000,-

Data Pemesan :

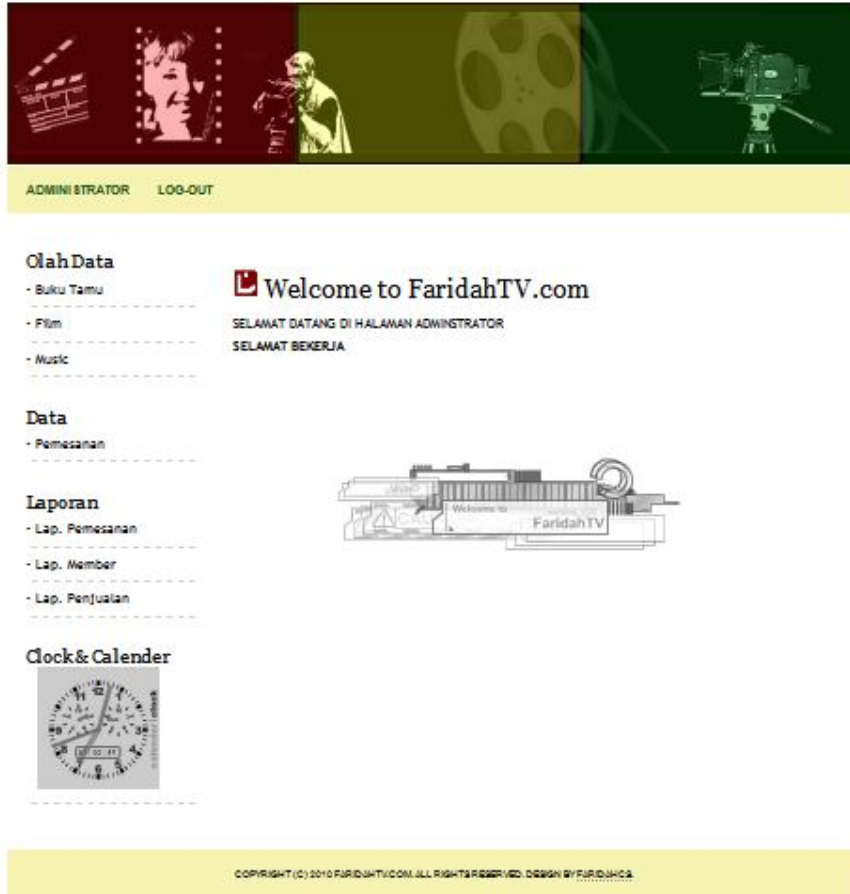
- Nama: User
- Email: user@yahoo.com
- Telepon: /085 224 225 226
- Metoda Pembayaran:



Menu Konfirmasi ke Admin

## B. DETAIL TAMPILAN PADA POSISI ADMIN

Halaman Utama Admin




The screenshot displays the administrative interface of FaridahTV.com. At the top, a navigation bar includes 'ADMINISTRATOR' and 'LOG-OUT'. The main content area is divided into several sections:

- OlahData**: A sidebar menu with options for 'Buku Tamu', 'Film', and 'Music'.
- Data**: A sidebar menu with the option for 'Pemesanan'.
- Laporan**: A sidebar menu with options for 'Lap. Pemesanan', 'Lap. Member', and 'Lap. Penjualan'.
- Clock & Calender**: A sidebar menu with a clock and calendar icon.

The central content area features a large 'Welcome to FaridahTV.com' message, accompanied by the text 'SELAMAT DATANG DI HALAMAN ADMINSTRATOR' and 'SELAMAT BEKERJA'. Below this, there is a 3D rendering of a server rack with a 'Welcome to FaridahTV' sign on top.

At the bottom of the page, a footer contains the text: 'COPYRIGHT (C) 2010 FARIDAHTV.COM. ALL RIGHTS RESERVED. DESIGN BY FURDUNCA'.

## Menu Laporan Data Member



ADMINISTRATOR    LOG-OUT

**Olah Data**

- Buku Tamu
- Film
- Music


**Data**

- Pemesanan

**Laporan**

- Lap. Pemesanan
- Lap. Member
- Lap. Penjualan

**Clock & Calender**




No	Nama	Alamat	Jenis Kelamin	Action
1	User	Sudiang Permat	Laki-laki	HAPUS
2	Faridah	Btp	Perempuan	HAPUS
3	idna	Telkomas	Perempuan	HAPUS
4	idna	Telkomas	Perempuan	HAPUS
5	Faridah	Telkomas Palapa Raya No.21	Perempuan	HAPUS
6	mujur	mujurut	Perempuan	HAPUS
7	kakak	btp	Laki-laki	HAPUS
8	totok	btp	Laki-laki	HAPUS
9	wilrik	btp	0	HAPUS
10	ikisit	btp	Perempuan	HAPUS
11	sistt	btp	Perempuan	HAPUS
12	RENDRA SOEKARTA	Bukit Katulistiwa	Laki-laki	HAPUS
13	harum	telkomas	Perempuan	HAPUS
14	susis	btp	Perempuan	HAPUS
15	susis	btp	Perempuan	HAPUS
16	lilis	btp	Perempuan	HAPUS
17	boboho	btp	Laki-laki	HAPUS
18	viviit	btp	Perempuan	HAPUS
19	rutek	btp	Laki-laki	HAPUS
20	mulawati	btp	Perempuan	HAPUS
21	YEROT	btp	Laki-laki	HAPUS
22	aat	btp	Laki-laki	HAPUS
23	lolis	btp	Laki-laki	HAPUS

Terdapat 23 Data Pelanggan. Klik Nama Pelanggan Untuk Detail Pelanggan

CETAK

COPYRIGHT (C) 2010 FIRDAUKTV.COM. ALL RIGHTS RESERVED. DESIGN BY FIRDAUKCS

## Menu Laporan Pemesanan



ADMINISTRATOR    LOG-OUT

### Olah Data

- Buku Tamu
- Film
- Music

No	Id P	Pemesan	Nama File	Harga	Ket	CETAK
1	234	mulawati	Allen_VS Predator_2	Rp 90.000,-	Belum	
2	239	User	CINTAPUCINO	Rp 90.000,-	Belum	

Terdapat 2 Data Pemesanan


### Data

- Pemesanan

### Laporan


- Lap. Pemesanan
- Lap. Member
- Lap. Penjualan

### Clock & Calender



COPYRIGHT (C) 2010 FURIDAHTV.COM ALL RIGHTS RESERVED. DESIGN BY FURIDAHCA

## Menu Laporan data Penjualan



ADMINISTRATOR    LOG-OUT

**OlahData**

- Buku Tamu
- Film
- Music


**Data**

- Pemesanan

**Laporan**

- Lap. Pemesanan
- Lap. Wember
- Lap. Penjualan

**Clock & Calender**




No	Tgl Transaksi	Jenis Produk	Harga	Total Bayar
1	05 Dec 2010	Action	Rp 75.000,-	Rp 75.000,-
2	05 Dec 2010	Rock	Rp 50.000,-	Rp 50.000,-
3	05 Dec 2010	Rock	Rp 50.000,-	Rp 50.000,-
4	05 Dec 2010	Pop	Rp 40.000,-	Rp 40.000,-
5	20 Jan 2011	Horror	Rp 90.000,-	Rp 90.000,-
6	24 Jan 2011	Horror	Rp 90.000,-	Rp 90.000,-
7	30 Jan 2011	Romance	Rp 90.000,-	Rp 90.000,-
8	29 Jan 2011	Horror	Rp 90.000,-	Rp 90.000,-
9	21 Jan 2011	pop	Rp 50.000,-	Rp 50.000,-
10	30 Jan 2011	Action	Rp 75.000,-	Rp 75.000,-
11	30 Jan 2011	Romance	Rp 90.000,-	Rp 90.000,-
12	24 Jan 2011	Horror	Rp 90.000,-	Rp 90.000,-
13	24 Jan 2011	Romance	Rp 90.000,-	Rp 90.000,-
14	24 Jan 2011	pop	Rp 50.000,-	Rp 50.000,-
15	28 Jan 2011	Horror	Rp 90.000,-	Rp 90.000,-
16	29 Jan 2011	Horror	Rp 90.000,-	Rp 90.000,-
17	30 Jan 2011	Horror	Rp 90.000,-	Rp 90.000,-
18	05 Feb 2011	Romance	Rp 90.000,-	Rp 90.000,-
19	06 Feb 2011	Romance	Rp 90.000,-	Rp 90.000,-
Terdapat 19 Data Penjualan				Rp 374,-

CETAK

COPYRIGHT (C) 2010 FURDARTY.COM ALL RIGHTS RESERVED. DESIGN BY FURDARTY

## Menu Data Pemesanan.



ADMINISTRATOR    LOG-OUT

### Olah Data

- Buku Tamu
- Film
- Music

Terdapat 2 pesanan di WEB Penjualan Aksesoris HP.  
Diurutkan berdasarkan tanggal pesanan.  
Halaman : 1  
Lihat Pemesanan Barang dari : [user](#)   [Deal](#)   [Clear](#)  
Lihat Pemesanan Barang dari : [mula](#)   [Deal](#)   [Clear](#)


### Data

- Pemesanan

### Laporan

- Lap. Pemesanan
- Lap. Member
- Lap. Penjualan

### Clock & Calender



COPYRIGHT (C) 2010 FURDQJHTV.COM. ALL RIGHTS RESERVED. DESIGN BY FURDQJHTV

Konfirmasi ke Client.



### Olah Data

- Buku Tamu

- Film

- Music

### LAPORAN

*Data Pemesanan Dengan Nama User.*User Telah Dikirimkan

### Data

- Pemesanan

### Laporan

- Lap. Pemesanan

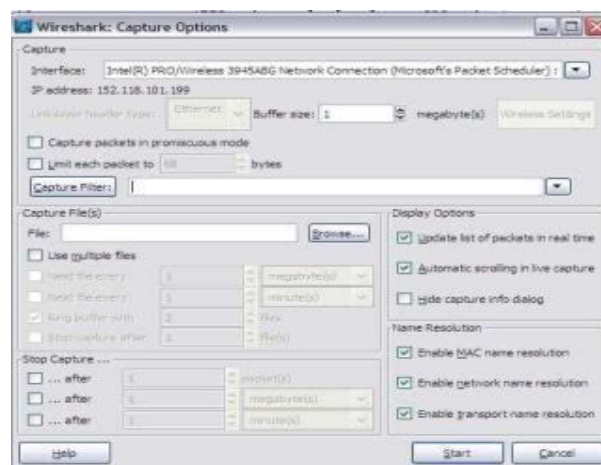
- Lap. Member

## LAMPIRAN D

### TATA CARA PENGGUNAAN WIRESHARK

Cara menggunakan Wireshark serta contohnya menjalankan capture PDU. Prosedurnya ialah sebagai berikut :

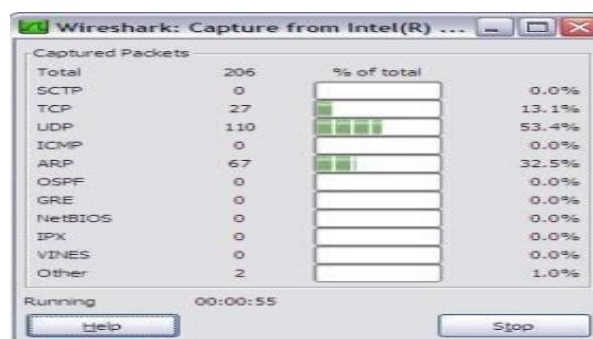
- Jalankan Wireshark
- Untuk melakukan capture dengan memilih pilihan yang tersedia, pilih menu Capture > Options... akan tampil jendela semacam ini:



- Pada jendela Capture Option, pilihlah interface Ethernet yang akan dicapture. Terlihat pada screenshot di atas terdapat 3 buah highlight. Highlight paling atas menunjukkan pilihan untuk melakukan capture pada Promiscuous Mode. Jika pilihan ini diaktifkan, maka Wireshark akan melakukan capture terhadap paket-paket yang ditujukan untuk komputer ini dan paket-paket

yang terdeteksi oleh NIC dari komputer-komputer dalam satu segmen jaringan.

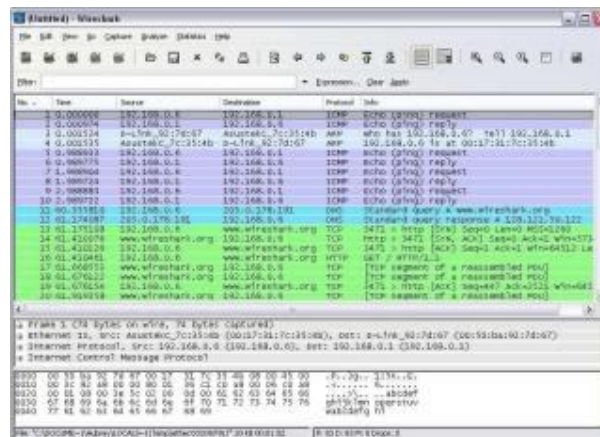
- Highlight kedua menunjukkan pilihan-pilihan untuk mengatur tampilan atau pada jendela Capture Option, pilihlah interface Ethernet yang akan dicapture. Terlihat pada screenshot di atas terdapat 3 buah highlight. Highlight paling atas menunjukkan pilihan untuk melakukan capture pada Promiscuous Mode. Jika pilihan ini diaktifkan, maka Wireshark akan melakukan capture terhadap paket-paket yang ditujukan untuk komputer ini dan paket-paket informasi yang akan ditampilkan oleh Wireshark. Jika pilihan hide capture dialog info dinonaktifkan, ketika kita memulai capture, Wireshark akan menampilkan jendela tambahan yang memberikan statistik persentase protokol yang ter-capture sebagai berikut:



- Highlight ketiga memberikan pilihan bahwa Wireshark akan menerjemahkan alamat jaringan dalam PDU menjadi nama. Mengaktifkan pilihan ini akan menambah PDU ekstra ke dalam data yang ter-capture.



- Jendela Wireshark terdiri atas tiga bagian, seperti ditunjukkan pada screenshot berikut:



- Packet List Pane menampilkan ringkasan dari paket-paket yang tertangkap oleh Wireshark. Memilih salah satu paket yang tampil pada bagian ini akan memperlihatkan detail dari paket tersebut pada dua panel di bawahnya. Packet Detail Pane menampilkan detail dari paket yang dipilih pada Packet List Pane. Packet Byte Pane menunjukkan isi data dari sebuah paket dalam heksadesimal serta menunjukkan detail dari field yang dipilih pada Packet Detail Pane. Untuk memulai proses capture, klik pada tombol Start.
- Buka command prompt dengan cara klik Start > Run... > ketikkan cmd > klik OK. Lakukan ping ke komputer sebelah anda dengan mengetikkan perintah ping IPkomputerDiSebelahAnda
- Aktivitas ping tersebut akan terekam oleh Wireshark, simpan hasil capture dengan memilih menu File > Save As... pada Wireshark.

- Berdasarkan hasil capture Wireshark tersebut, anda akan mendapatkan informasi dan dapat menganalisa kondisi yang terjadi ketika anda melakukan aktivitas ping pada jaringan komputer.

## LAMPIRAN E

### Keterangan Gambar Diagram Use Case

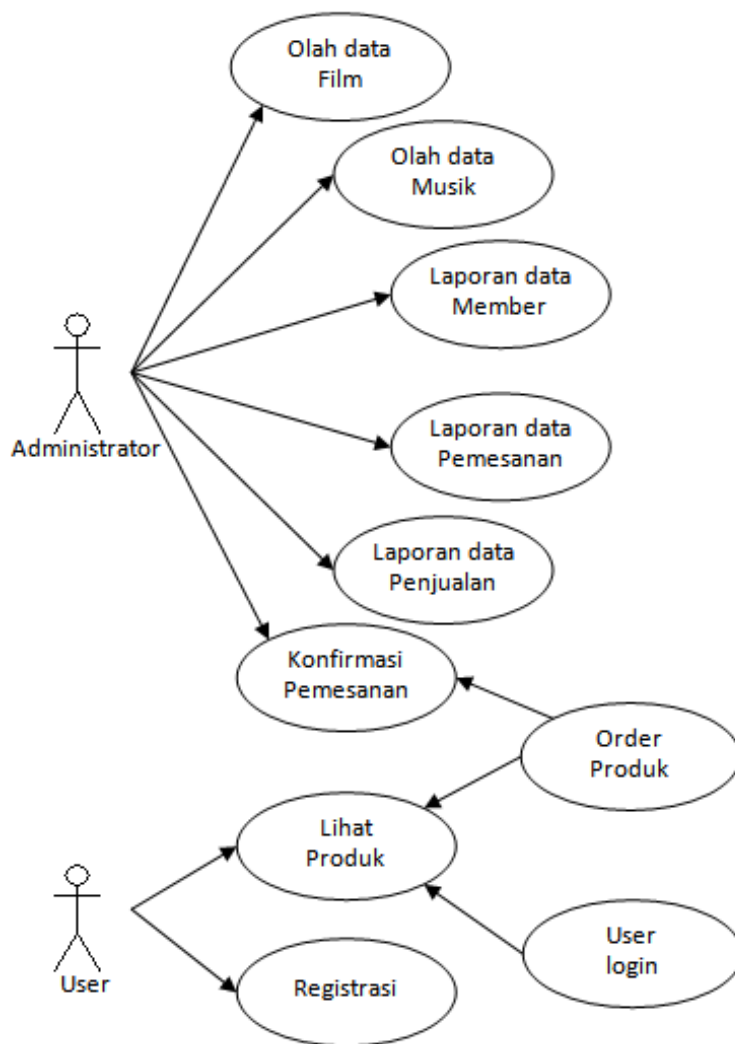


Diagram *Use Case*

<b>Actor</b>	<b>Use Case</b>	<b>Tampilan</b>
<b>Admin</b>	Olah Data Film	Lampiran B halaman 1-2
	Olah Data Music	
	Laporan Data Pemesanan	
	Laporan Data Member	
	Laporan Data Penjualan	
	Konfirmasi pemesanan	
<b>User</b>	Lihat Produk	
	Registrasi	
	User Login	

## Lampiran F

### Pengujian Jaringan

Pengujian jaringan ini menggunakan  $\pm$  30 cpu dan dilaksanakan pada laboratorium Teknik Informatika UNHAS, 1 Laptop berfungsi sebagai server dan  $\pm$  30 sebagai client dan menggunakan media LAN, adapun perlengkapan yang diperlukan dalam pengujian sebagai berikut:

#### 1. Bahan

- a. Bahan pengujian berupa file berbentuk video dalam format flv.
- b. Kabel UTP level 5
- c. Switch merk D-Link 24 Port
- d. Connector RJ 45

#### 2. Alat

##### Perangkat keras

- a. 1 buah komputer server (Laptop) dengan spesifikasi :
  - Merek Axioo model M72SR
  - System : Microsoft Windows 7
  - Processor intel®Core1,83 Ghz
  - Memory 1 Mb
  - Network Adapter SIS 191 Ethernet
  - Display Adapter SIS Mirage 3 Graphics
- b.  $\pm$  30 buah komputer client (CPU) dengan spesifikasi
  - Merek Toshiba::
  - LANCard Merek O-LINK
  - System Microsoft Windows XP SP3
  - CPU intel Core 2 .2.68 GHz
  - Memori 2 GB.

Pengujian:

Setiap client akan memesan file video atau musik yang sama atau berbeda, maka server akan merespon sesuai request dari client .

Dari hasil pengujian yang menghubungkan antara 1 server dan  $\pm$  30 client dan menggunakan switch maka tampilan yang dihasilkan adalah maksimal.

Kesimpulan :

Dari hasil pengujian dengan menggunakan 1 buah server dan  $\pm$ 30 client didapatkan hasil sebagai berikut :

- Software yang beraplikasi web ini tidak ditemukan hang pada setiap cpu, dan mudah diakses oleh setiap orang,
- Aplikasi web ini tergantung dari sistim jaringan yang digunakan dan kapasitas dari server.



Gambar. A Proses Pengujian Jaringan



Gambar. B Proses Pengujian Jaringan